

CarbonKit: a technological platform for personal carbon tracking

Laura Guzman[†], Stephen Makonin[‡], and Roger Alex Clapp[†]

[†]Department of Geography, Simon Fraser University

[‡]School of Engineering Science, Simon Fraser University

Email: {lguzmanf, smakonin, aclapp}@sfu.ca

Abstract:

Ubiquitous technology platforms have been created to track and improve health and fitness; similar technologies can help individuals monitor and reduce their carbon footprints. This paper proposes CarbonKit – a platform combining technology, markets, and incentives to empower and reward people for reducing their carbon footprint. We argue that a goal-and-reward behavioral feedback loop can be combined with the Big Data available from tracked activities, apps, and social media to make CarbonKit an integral part of individuals' daily lives.

CarbonKit comprises five modules that link personal carbon tracking, health & fitness, social media, and economic incentives. Protocols for safeguarding security, privacy and individuals' control over their own data are essential to the design of the CarbonKit. Initially CarbonKit would operate on a voluntary basis, but such a system can also serve as part of a mandatory region-wide initiative. We use the example of the British Columbia to illustrate the regulatory framework and participating stakeholders that would be required to support the CarbonKit in specific jurisdictions.

Keywords: Behavioral change, Big Data, carbon footprint, personal carbon tracking, computational sustainability, ubiquitous platform

1. Introduction

The 1992 United Nations Framework Convention on Climate Change committed signatory states to reduce greenhouse gas (GHG) emissions, based on the premises that global warming was a reality, and that anthropogenic emissions were the primary cause (UNFCCC, 1992). Despite the agreement, from 1992 to 2015, global GHG emissions increased over 35 percent. Estimated worldwide Carbon Dioxide (CO₂) emissions for 2015 totalled nearly 35.7 billion metric tons (Jackson et al., 2015). During this period, numerous policies have been proposed and some of them implemented across jurisdictions worldwide, including carbon taxes, emissions trading systems, and low carbon fuel standards, as well as advancing research and development of clean technologies

The 21st Conference of the Parties (COP21) in Paris reached a non-binding agreement committing 195 Nations to reduce their carbon output and to limit global warming to a maximum of 1.5°C (UNFCCC, 2015). This paper begins from the premise that industry-focused policies alone will not suffice to limit warming to 1.5°C: emissions reductions will be needed from individuals and households as well as industry. A transition to sustainability will require changes in consumer lifestyles as well as the development of new technologies (Köhler et al., 2009; Aksen et al., 2012; Grubb 2015). This paper argues that technology, markets and incentives can be combined to incentivize and empower individuals' actions to reduce GHG emissions.

We propose a CarbonKit -- a combination of computing applications, information sources, and incentives that would enable individuals to track and reduce their personal carbon emissions and trade the rights to those emissions. It identifies economic, psychological and social incentives for individual engagement and behavioral change with a technological platform and a coalition of government agencies, private companies, and non-governmental organizations. The CarbonKit is an integrated technology platform to enable carbon budgeting and personal accountability that can be implemented with currently available technology. This paper first describes the technology platform required for the CarbonKit, a model that should function in many jurisdictions. We then explain how the CarbonKit would address the critical issues of privacy and security. Implementing the CarbonKit, however, would require a network of multiple stakeholders, many of which are based in specific jurisdictions and regions. Accordingly, the paper identifies a network of public and private institutions whose core competencies and functions would be necessary for the CarbonKit's design, implementation and operation, using the Canadian province of British Columbia (BC) as an exemplary jurisdiction.

2. Technology and Behavioral Change

Behavioral change is defined as a significant and consistent change in the ways that an individual interacts with technologies, institutions and infrastructure. Behavioral change initially requires conscious effort, but once institutionalized and habituated, the new behavior becomes effortless, unconscious and durable over time (Clapp et al, 2016). Initiating behavioral change is an uphill battle because individuals find changes to routine difficult and cognitively draining (Guzman and Clapp, 2016). Habits are difficult to break because the formation of a new habit uses cognitive energy, while maintaining an existing habit is a quick, automatic process (Ariely et al,

2007). Nevertheless, some behaviors can be modified less through cognitive effort and more by changes in the built environment in which individuals live – such as higher-density communities or closer proximity to transit – or by providing smart technological solutions that not only reduce the need of cognitive effort, but help improve social and environmental conditions for individuals. For example, *MobSens* (Kanjo et al., 2009) is a technological platform that integrates a set of four mobile sensing smart-phone-based applications that combine health, social, and environmental monitoring and feedback at both individual and community levels.

The key to effective technology development towards sustainable behavior lies in the ease of performing daily activities. The less cognitive energy and time an individual requires to perform a task, the greater the potential to modify the way in which such activity is performed. How much technology can influence behavior over the long term is an open research question in the field of human-computer interaction (HCI). This paper argues that if technology is ubiquitous and feedback is readily available, then its influence on behavior is greater (Makonin et al., 2012), particularly if the feedback is compelling and creates a sense of or a call to action (Makonin et al., 2013a ; Makonin et al., 2013). Caution is noted (Makonin et al., 2013b), as technology becomes more pervasive, there is a natural tendency to have that technology may decisions for us. These designs can often be wrong caution frustration and a lack of confidence in technology. Technology needs to enhance the ability for users to make smarter decisions and not take control. For instance, Makonin (2014) has shown how computing technology can change the understanding of energy consumption without investing in expensive technology such as sensors. Technology should also be available and accessible to all no matter their socioeconomic situation, otherwise only the wealthy would be able to modify their behaviour and lifestyle (Makonin et al., 2014).

Identifying barriers to behavioral change is essential for the development of technology to mitigate climate change. Gifford (2011) identified 30 psychological barriers to changing environmental behavior. The three most significant barriers were conflicting goals, perceived lack of efficacy and social comparison. Humans are social being who compare themselves to others to better understand who they are, how they fit in the community, and what behavior is appropriate in specific interactions (Festinger, 1954; Conner and Norman, 1995; Guimond, 2006). Seeing peers discount the threat of climate change can have a powerful effect on people, discouraging

them from acting as well; conversely, social comparison with peers who have reduced their carbon footprint can be a powerful motivator.

Related barriers to be considered in technology design are the human focus on tangible risks and the potential for information overload. Individuals are hardwired to respond to immediate risks, and to discount future or distant risks (Cabinet Office and Behavioral Insights Team 2011; Shome & Marx 2009). Behavioral change requires a major cognitive effort usually given to urgent or engaging matters, and most people change their behavior only if important aspects of their daily lives are affected. If a software application for carbon tracking and reduction is also linked to short-term human concerns and goals, it is more likely to promote long-term change. Such concerns include health, sports, money, and social recognition and cohesion: together they form a holistic set of significant motivations in everyday life, and should be linked to long-term reductions in GHG emissions (Guzman and Clapp, 2016). An example of this kind of approach is the Norfolk Island Carbon Health Evaluation (NICHE) discussed in more detail in Section 4.

Behavioral change can be promoted through default options, social proofing, gamification, and incentives. Faced with a choice, individuals often choose the default or automatic behavior: if a green choice is the default option, and the more carbon-intensive choice requires an opt-out action, people will be more likely to choose the green option (Shome & Marx 2009; Gifford 2014; Gunster 2013). Social proofing takes advantage of social norms, when an individual looks to others for appropriate behavior to imitate. The more people who exhibit an behavior, the more likely an observer is to model that behavior. If individuals believe that their friends, neighbours or coworkers have adopted a behavior, they are more likely to do the same (Naumof, 2013). Showing people when and how their neighbours (or circle of influence) are “doing the right thing” can promote a desired behavior. Communication of desired behaviors and the reasons for them work best through channels that have already proven to influence people, such as social networks and new media.

Gamification techniques aim to take advantage of people’s desires for achievement, status, self-expression, altruism, and closure. Gamification strategies reward players who achieve goals. Rewards include points, badges, levels and virtual currency (Huotari & Hamari, 2012): successful games are based around discovery and accomplishment (Voll, 2014). Fitbit, Fitsby and My Fitness

Pal are examples of applications designed to improve health and fitness that use social networks to facilitate the connection and competition among participants.

3. The CarbonKit

The CarbonKit is a ubiquitous platform that integrates web-based and smart-phone supporting applications, including carbon footprint monitoring, budgeting, and reduction, as well as health improvement and money-saving. Figure 1 depicts the links between personal carbon tracking and more immediate concerns to promote individual engagement and collective action towards climate change mitigation and the achievement of personal and social goals, including health, recreation, household economy, and social recognition and cohesion.

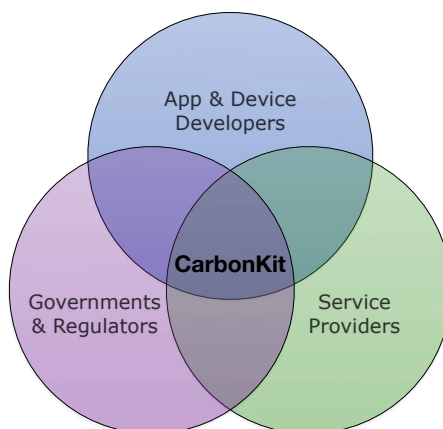
Figure 1. The CarbonKit



The CarbonKit is modeled on Apple's HomeKit, HealthKit, and ResearchKit. HomeKit (2015) provides a platform for users to control and communicate with devices and accessories that are part of the user's home (e.g., lighting control). HealthKit (2015) allows for the sharing of health and fitness services and data (e.g., step counter). ResearchKit (2015) provides an open-source platform for medical research to use data collected from HealthKit. These applications do not have developer kits, which are synonymous with having to buy a fixed piece of hardware or a set of programming libraries — in essence developing a stand-alone product or services whose integration would be left to a third party or the end users.

A Kit is much more than that: it is a broadly available and open platform for the integration of complex relationships between various stakeholders. The proposed CarbonKit would provide a ubiquitous platform that supports application and device developers, service providers, and government regulators in the common goal of enabling individuals to monitor and reduce their carbon footprints (Figure 2).

Figure 2. The CarbonKit (Ubiquitous Platform)

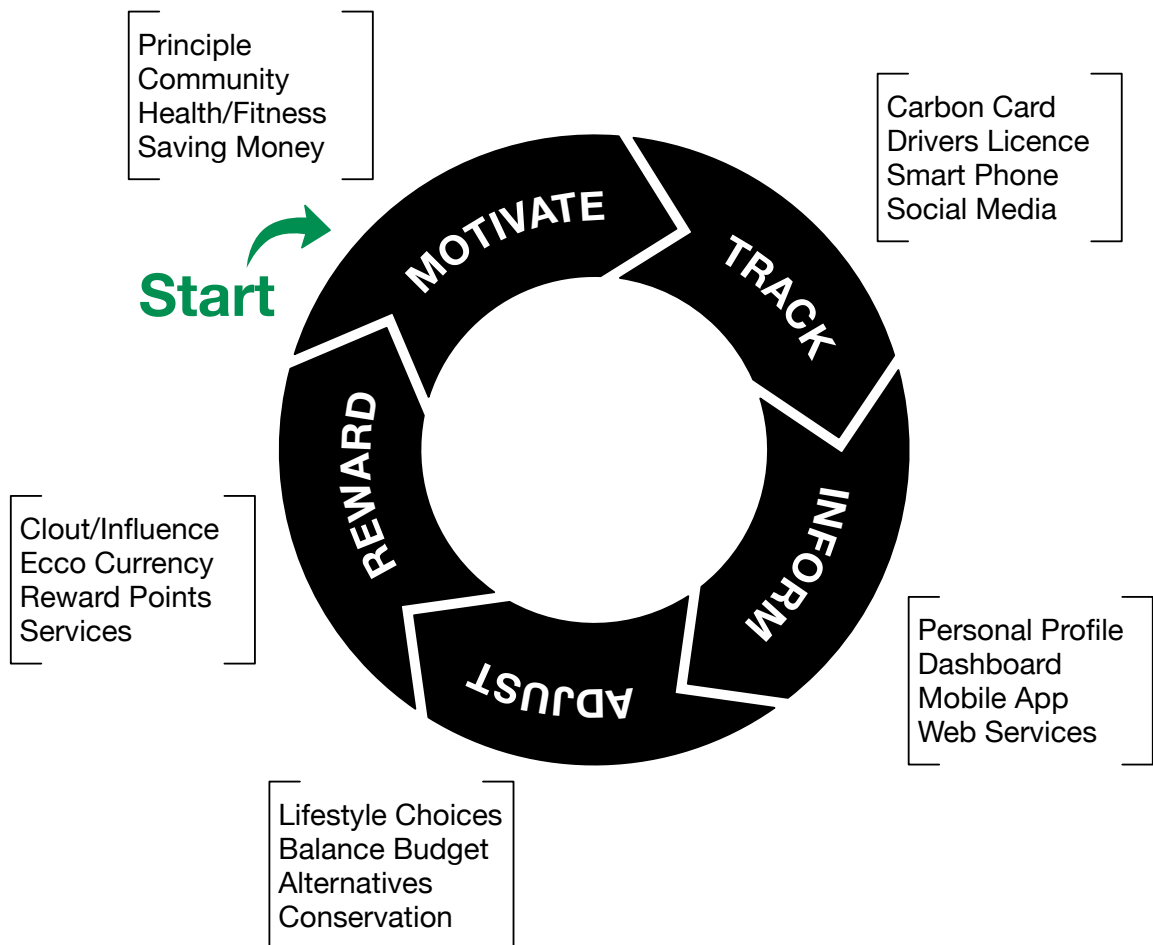


Objective and Operation of the CarbonKit

The CarbonKit envisions a continual process of individual learning and self-improvement, at first to track and eventually to reduce personal carbon emissions. The *CarbonKit* platform can be represented as a behavioral change feedback loop [DiClemente et al., 2001; Mehen, 2011] as depicted in Figure 3. Successive actions over time would aim to reduce personal carbon emissions, relative to either past emissions or a mandated value. Individuals' goals are likely to vary, and can be reset as their needs and preferences change over time.

Figure 3 shows the sequence of stages (motivate, track, inform, adjust, reward), with examples of each. As with most feedback loops used for behavior change, a person starts with a motivation and a clearly measurable goal (Goetz, 2011). Such motivations could be internal, such as altruism, saving money, or health and fitness, or external, such as community, friends, and family, or a combination. The CarbonKit platform can track progress toward the goals through personal identification technologies such as carbon card or government-issued ID like a driver's licence. For individuals with smart-phones, near-field communication (NFC) apps could be used for greater security (Jamshed, 2015), and social media could be used to compare an individual's progress to friends and family (Richter et al., 2015).

Figure 3. The CarbonKit Loop



The feedback loop closes when rewards motivate individuals to establish new goals or expand current ones. Small initial changes increase individuals' comfort level, creating a new normal that allows for bigger changes over time.

4. CarbonKit's Technology Platform

Technology has the capacity to make the complex simple by integrating solutions to apparently unrelated problems in a single technology platform on which many applications can run. Through the CarbonKit dashboard, a user can access all available services; other linked applications vary from notification pop-ups, context menu integration, or access to any application from within anywhere on a mobile device or computer.

Surveys suggest that the best way to deliver a new program or application is through a smart-phone (Guzman, 2015). For example, about two-thirds of British Columbians owned a smart-phone in 2013. In an online poll, more than one-quarter of respondents aged 18 to 34 said that they cannot live without a smart phone (Vancouver Sun-Digital Life, 2013). It follows that a personal carbon tracking system, or any climate change program designed for individuals, should be implemented as a smart-phone app. Many smart-phone applications already help people to modify their behaviors. Smart-phone applications offer important advantages:

- Portability: Can be accessed from any computer that can connect to the Internet.
- Mobility: A dashboard app works with diverse mobile devices (e.g., Blackberry, iPhone, or Android smart-phones).
- Collaboration: Individuals can access their data privately, and choose what to share with other people.

Using an electronic card in addition to a smart-phone facilitates the provision of combined incentives to encourage not only environmentally sustainable behaviors, but also best practices in health care and transportation systems, among others. Users that do not have access to the CarbonKit web-based application could still benefit from the program using the CarbonCard and receiving quarterly or monthly paper statements of account.

CarbonKit Modules

The CarbonKit would consist of five main modules:

1. Personal Carbon Tracking
2. Health & Fitness
3. Money Saving Tools
4. Social Media
5. Incentives

The first three modules enable users to set goals for: 1) reducing carbon footprint and energy consumption; 2) improving health & fitness; and 3) saving money and adjusting to a budget. Each module will also provide tools to facilitate decision making, tracking and measuring progress toward all goals. The fourth module will make use of gamification and social influence to promote actions towards goals achievement and to compare progress with peers. The fifth module will manage carbon allowances and incentives obtained through the various CarbonKit applications. Both allowance and incentives will be converted into an alternative currency called Earned Carbon Coin (ECCO, see Section 6 on CarbonKit incentives for further information). ECCOs would be accessed through this fifth module of the application or alternatively through the carbon card and a Personal Identification Number (PIN).

Each module would have a consistent *application programming interface* (API) that would allow it to integrate any number of services or applications. The use of a consistent API also future-proofs the platform to allow for new services and applications to be integrated as they are conceived and developed, thus extending the functionality of the platform. Each jurisdiction where CarbonKit is implemented may require different services and applications based on local and federal policies.

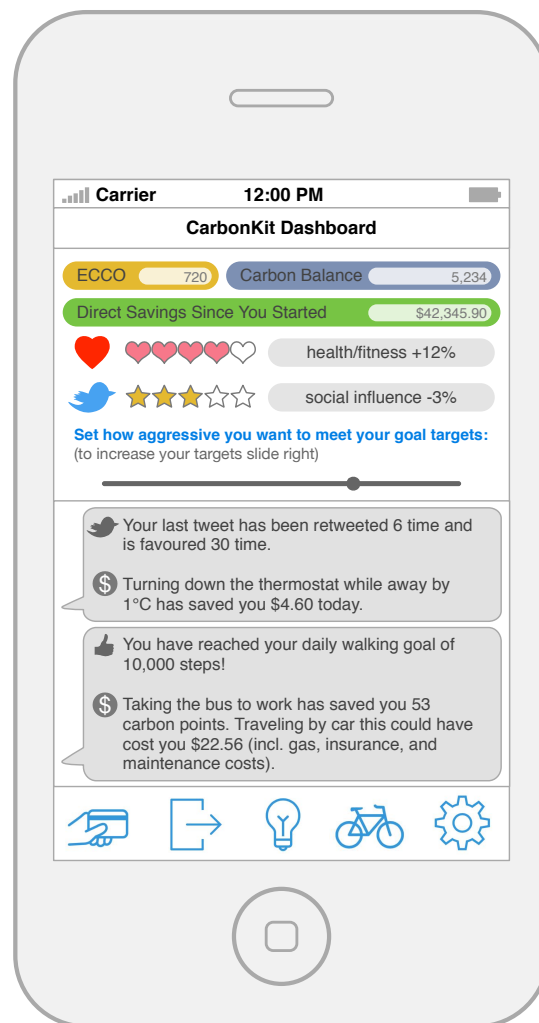
The CarbonKit Dashboard

The CarbonKit platform would allow individuals to track their progress through a personal dashboard (Figure 4) accessible through a mobile app on a smart-phone or tablet. The CarbonKit dashboard provides a consolidated view of multiple data sources to support decision-making. It could also correlate the different sources of data to determine how one action or option could have

an impact on any selected indicator or group of indicators. The dashboard would display indicators for carbon footprint, health and fitness level, economic savings, social recognition/influence and incentives earned.

As they reach goals, individuals are informed by earning badges that should further motivate them (Antin and Churchill, 2011). What information is displayed most prominently depends on the individual's personal profile. The dashboard should also allow users to select their favourite interface or app in every module.

Figure 4. The CarbonKit Dashboard



The integration of data from various sources is crucial in the design of the CarbonKit. For example, turning the TV off when nobody is watching would result in energy savings, carbon

reduction, economic savings, social recognition and rewards. Car-sharing or riding a bike to work would result in carbon reduction, economic savings, health and fitness improvement, social recognition and rewards.

Allowing individuals to track their progress is essential to behavioral change as it allows individual make adjustments if their goals are not being achieved. The CarbonKit can suggest alternatives based on the goals of the individual and estimate the time and effort needed to achieve a particular goal. Overly ambitious goals can lead to failure and discouragement. Establishing achievable initial goals at first, and raising them later increasing them, is central to the CarbonKit platform.

After some adjustments, individuals will achieve their goals and earn rewards. Altruistic rewards might include carbon credits that can be applied toward the individual's goals (e.g., air travel) or donated to a charity. Alternatively, individuals might collect reward points or eco-currency that would go toward the purchase of low-emission products or services. The CarbonKit platform could also connect consumers with businesses offering such products or services.

Protecting Security and Privacy in the CarbonKit

Security and privacy are vital concerns in the initial design of the CarbonKit platform. Although security and privacy are separate topics, they are inextricably linked. The topic of security focuses on communication and authentication between the technological pieces of the CarbonKit platform, while privacy concerns the individual users of the CarbonKit and how and by whom their information is stored and accessed. Both security and privacy address the concerns of system and data integrity and the prevention of system intrusion, data exploitation, and unwanted data analysis (Makonin et al 2014).

Several design considerations can prevent system intrusion and data exploitation. Communication between apps, service providers, and the CarbonKit platform must be encrypted (Transport Layer Security, 2015), and the development of the CarbonKit platform must follow secure coding practices (OWASP Foundation, 2010). The encryption of stored data must also be implemented in a way that is individual-based (Goyal et al., 2006) so that individuals' data is further protected from persons with inside access to the CarbonKit platform.

Public acceptability of policies requiring the use of technology requires safeguards against privacy transgression. If government (e.g., tax collection agencies) has access to multiple sources of data from individuals and these data can be correlated (unwanted data analysis), people would fear the negative consequences of these intrusions. To ensure success and public acceptability of the CarbonKit platform, it is vital to guarantee users control over any use or disclosure of their personal information. For instance, in BC, this is regulated by sections 26 (c) and 33 of the Freedom of Information and Protection of Privacy Act.

The CarbonKit platform should store only service connection information and the user carbon balance, preferences, progress, and goals. Data collected by participating service providers about any one individual must stay within the service provider's system and not be stored on the CarbonKit platform. Additionally, personal information should only be disclosed to the specific government agency or private service provider (e.g., Fitbit), and accessed on a need-to-know basis – records should not be shared across agencies or individual apps. A lack of compliance with carbon reduction goals could not constitute a failure to meet fiscal or other personal obligations, unless it is required by law.

To further guard privacy, an individual's private data, such as credit card numbers and other forms of identification, should be stored on the individual's mobile device or in the wallet (if it is a physical card). Such forms of identification should be used only to authenticate the individual using the system. Once authenticated, individuals are tracked and data stored based on a unique profile ID. Mobile device such as smart-phones with near-field communication apps are a more secure way to authenticate and store transactions within the CarbonKit platform (Mehen, 2011).

5. Early Lessons from the NICHE Project

The Norfolk Island Carbon Health Evaluation (NICHE) project is a multi-disciplinary study examining links between individuals' health and carbon footprints in the Australian territory of Norfolk Island. The study's main objective is to assess whether personal carbon allowances can simultaneously help reduce individuals' carbon footprints and improve their health. The project included a personal carbon consumption web application, and a survey to establish a baseline for health indicators and attitudes to climate change and personal carbon trading (Hendry et al., 2015). In 2013 NICHE began more direct intervention: participants were offered AUD 200 to complete a

new survey after reviewing their carbon usage. The intervention staged finished in 2015, and data from before and after the intervention are being analyzed and compared (Gary Webb, personal communication, 2016).

The web-based NICHE Personal Carbon Trading System tracked carbon emissions from products and services for all NICHE project participants. All of the sales outlets (e.g., gasoline stations) participating in the NICHE project used a Point of Sale terminal to record purchases by NICHE participants. The terminals synchronized the data collected with a central database on a web server. Norfolk Island utility companies provided data on electricity and gas consumption to a web-based database. Database software calculated GHG emissions generated by fossil fuel and energy consumption. Participants could view their emissions and other personal data on a personalized website.

The Point of Sale terminals used an application on an android tablet to record purchases via a unique NICHE ID card and key ring. When participants made purchases, their cards were scanned using the tablet's camera, and each purchase was registered to their account. The custom Android POS application was programmed using the Android Java API. The application used a self-contained embeddable Sqlite database to store the sales data, which was periodically synchronised with the central database server (Hendry, 2014).

Like the NICHE project, the CarbonKit would use a proprietary web-based system to track carbon emissions vs. allocated allowances, including:

- A web enabled Point of Sale system at each sales location (e.g., gasoline stations)
- A central database
- A system administration website
- A participant's website (i.e., the customized CarbonKit dashboard)

Unlike the NICHE Project, the CarbonKit would require the use of an electronic card rather than a barcode, connecting directly to the Point of Sale System without a barcode reader.

6. CarbonKit Incentives

In both scenarios, regardless of whether the CarbonKit is voluntary or mandatory, a number of allowances conferring the right to emit one kg of CO₂e will be given to individuals for free. These allowances would be accessible through the CarbonKit dashboard or electronic card. When exchanged or traded, these allowances could be converted to Earned Carbon Coins (ECCOs), an alternative currency which would have a monetary value determined by the market or by an established fixed or floor price. Individuals could also buy additional allowances through the same card or app. A monthly statement would show the ECCOs balance and through the use on an online payment system (e.g., PayPal) or through Point of Sale Systems at Gasoline Stations, users could buy or sell ECCOs.

Initially the CarbonKit would operate on a voluntary basis for personal carbon tracking, offering incentives but no penalties other than losing access to incentives. In subsequent stages, however, the CarbonKit should be able to support more ambitious designs for personal carbon allowances and trading, where individuals whose emissions exceeded their allocation would buy ECCOs from those who reduced their emissions below the allocated level.

People might elect to participate in a voluntary program for many reasons, including:

- To obtain exemptions, free allowances or tax rebates;
- To obtain economic benefits from carbon footprint reductions;
- To comply at an early stage with a system that might be mandatory in the future;
- Interest in the technological features of the system;
- Interest in pursuing goals parallel to carbon footprint reduction, such as health or fitness improvement; and
- Influence by other individuals.

For those individuals who opt into the system, a minimum period of 3 years is recommended as the time required to incorporate the learnings from the pilot program into the design of any mandatory program. The 3-5 years period recommendation is based on market transformation research establishing that performance incentives must allow sufficient time—in

some cases several years—for the market effects to occur (Eto, 1996; York, 1999). In a mandatory program, payments for energy consumption, travel tickets, or gasoline that exceeded the carbon allowance would not be possible without a CarbonKit account number or electronic card. Penalties for lack of payment could result in the inability to buy products and services regulated under the system, with exceptions granted in specific cases, such as vulnerable groups. In a voluntary system, incentives are also required to motivate individuals to track their emissions.

We envision three types of incentives for the CarbonKit:

1) Opting-in to voluntary carbon tracking: A direct tax rebate combined with in-kind incentives and discounts could improve public acceptability of both voluntary and mandatory programs. Examples of in-kind incentives include: smart-phones to opt into the program and a paid limited monthly usage in exchange of carbon tracking; wireless physical activity trackers; energy efficiency kits; intelligent home monitors; vouchers for home retrofitting; and passes to health programs, as benefits linked to carbon tracking.

2) Achieving milestones: The design of this incentive varies depending on whether personal carbon tracking is voluntary or mandatory. Governments could finance this type of incentives from the reduction of operational cost in areas like health, energy conservation or transportation, or from the revenue of selling extra allowances to those individuals who exceeded their quota. Private sponsorship can be an option to fund special campaign incentives.

3) In exchange for actions that benefit others: This category enables individuals who can neither reduce their emissions nor buy extra allowances to contribute in other ways, including participation in carpooling programs, hours deposited in a green time bank, and volunteer activities promoted by municipalities. This solution can be compared to the concept of offsets in a cap-and trade scheme, since it offers an option to help reduce the emissions of other individuals. However, it would have significant differences – it promotes the sense of community, and allowances could be obtained only through personal action, not through payment to third persons.

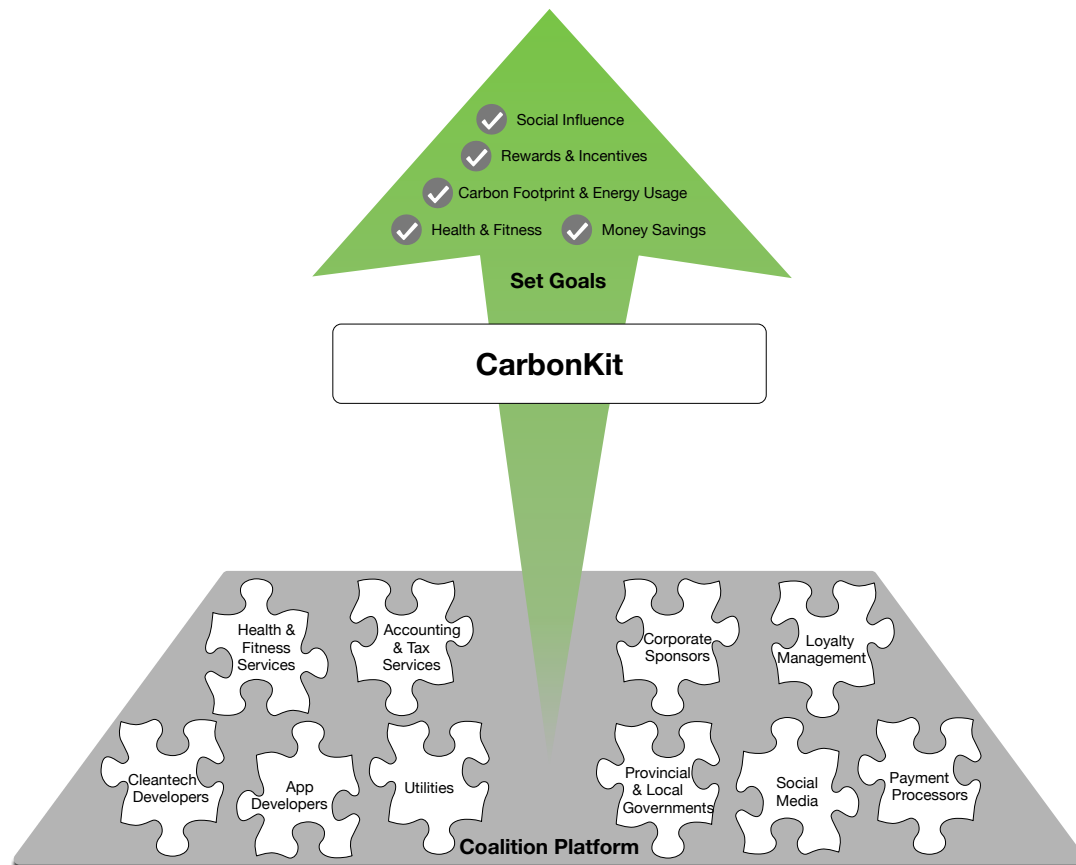
These incentives would be also converted into Earned Carbon Coins (ECCOs). As such, there could be two types of ECCOs: 1) those that could be used for compliance and traded and 2) those that could only be traded or converted to incentives in specie.

7. Stakeholders and Applications for a CarbonKit in British Columbia

The CarbonKit as a conceptual model can be developed in many jurisdictions worldwide. However, in order to explain more specific requirements such as the regulatory environment and the applications for each module of the CarbonKit, this section identifies the stakeholders and institutions required to implement a CarbonKit in British Columbia, Canada. A stakeholder network is understood as a group of private and public institutions which collaborate in the design, implementation and operation of a program or project (Affolderbach et al 2012). A coalition effort allows multiple stakeholders working together to achieve a common benefit. One of the main challenges faced by a personal carbon trading is the complexity of designing and operating a new system. The key benefit of building a coalition is that the expertise, technology and infrastructure needed to develop a personal carbon tracking system are already the core businesses of institutions such as loyalty management companies, payment processors, software developers, social media, and health and fitness providers. The point of decision-making, where prompts and behavior-change shaping can be most effective, is often located at a business, such as a grocery store, gasoline station or car dealership. In devising policies and technologies to promote behavioral change, governments often pursue public-private partnerships to enlist help from a broad range of stakeholders.

The following sections and figure 5 provide an overview of those institutions, their competencies, and the unique roles they play in the CarbonKit. Examples are drawn from British Columbia (BC), but a similar stakeholder network could be identified and constructed for numerous other jurisdictions and countries.

Figure 5. The CarbonKit Stakeholder Network



Provincial and Local Governments

Government always plays a leading role in carbon pricing policies. CarbonKit would require the participation of various government institutions working together with the private sector. In the specific case of BC, some of the core government players would be: the Ministry of Environment as the main authority with the capacity to legislate the implementation of personal carbon trading; the Ministry of Health to collaborate in the implementation of health and fitness improvement goals and to link existing programs and budget with a carbon policy (e.g., [*My Health, My Community initiative*](#)); the Ministry of Technology, Innovation and Citizen Services could collaborate and sponsor the development of the CarbonKit platform and dashboard; the Ministry of Finance would lead in the implementation of a new source of fiscal revenue through the sale of carbon allowances, as well as the correspondent budget to provide incentives. The Ministry of Finance could also promote the calculation of a carbon footprint when filing annual tax

declarations. This could serve as a strategy to encourage participation in a pilot program (e.g., people could get an extra tax refund if they sign up to participate in a voluntary CarbonKit).

Participation at the local government level is also key in this proposal. In an initial phase of CarbonKit, it would be essential for the provincial government to partner with one or more municipalities to implement pilot projects. Many local governments have already several policies in place that could easily be linked or promoted under the umbrella of an enhanced personal carbon trading system (e.g. [*City of Vancouver Greenest City 2020 Action Plan*](#), *City of Surrey Sustainability Charter*).

Utilities

Utilities accumulate data about behavioral change. Energy savings have been required and promoted in BC since the early 1980's, long before climate change became a policy concern. BC has set energy efficiency targets to meet 66% of all new demand for electricity through conservation, and to achieve a 20% reduction in household energy consumption by 2020 (BC Hydro, 2013). Examples of energy companies and programs that could be integrated in the CarbonKit in British Columbia are:

- 1) *LiveSmart BC* offers homeowners incentives and rebates for energy-saving equipment. The program is administered by the province along with BC Hydro and FortisBC.
- 2) *Power Smart* is a BC Hydro program offering incentives for customers to invest in conservation and efficiency and providing information on energy use by similar households. People are assumed to be more likely to change their behavior if they receive feedback on their performance compared with that of their peers (BC Hydro, 2016).
- 3) *FortisBC PowerSense* provides incentives and advice on energy-efficient technologies.

Loyalty Management Companies

Loyalty management companies provide computational technology and technological platforms to run a variety of incentive-based programs. Companies who could participate in a BC system include: [*Loyalty One*](#), which operates Air Miles, and [*AIMIA*](#) which operates *Aeroplan*. Although many of their activities encourage further consumption, these companies also have

expertise in designing and operating sustainable consumption programs – for examples, [*Air Miles for Social Change*](#) and [*Nectar Savvy Families*](#). [*Social Change Rewards*](#) are UK-based and offer points-based incentives that enable public sector agencies to reward citizens for choosing healthy and environmentally responsible choices.

Payment Processors

A payment processor is a service company that enables merchants (e.g., gas stations) to receive payment for goods and services from various channels such as credit cards, debit cards and loyalty cards for banks and loyalty management companies. A payment processor is the single point of contact for banks and credit services (e.g., VISA, MasterCard, American Express, Discover, INTERAC Direct Payment) and all Point of Sale solutions (Moneris, 2016). Within a few seconds, payment processors validate and check the customer's card to prevent fraudulent purchases. Upon (un)successful completion of the transaction the merchant is notified.

Social Media

Social media facilitate both access to information and comparison with others, which are important drivers to achieve behavioral change. Companies such as *Facebook*, *Twitter* or [*Klout*](#) have revolutionized the world of communication, marketing and social interaction. Younger generations have become dependent on social media to interact, and social media are increasingly perceived as more trustworthy sources of information and knowledge than traditional channels such as TV, radio and newspapers (Fraustino, 2012). In many cases, they can be more effective communications tools than websites or print materials. As a result, social media can be effective instruments to promote values like sustainability and social responsibility.

Social media offer platforms for two-way communication, which can provide feedback for governments and private companies, who can gather information from listening to what their customers want. Existing applications to reduce personal carbon footprints have been already developed and delivered through Facebook. For example, [*My Sollars*](#) is a Switzerland-based program that offers web/mobile gamified apps for individuals to calculate, monitor and reduce their carbon footprints, and for companies to engage with consumers by sponsoring the rewards that individuals get for their efforts toward carbon reduction.

Health & Fitness Applications Providers

Several studies have confirmed the benefits of keeping track of the food people eat and the physical activity they do. Many successful weight management programs suggest that participants keep a food diary and/or an activity log. Smart-phones can provide a vast amount of information to facilitate such a task, from precise calorie calculations to GPS services that can calculate exactly how much distance was covered on a long run. Also, the act of using a smart-phone and launching an app that tracks food intake or total exercise can serve as a reminder to stay the course.

What makes mobile apps successful in promoting fitness and health is that people typically have their smart-phones with them at all times. Examples of widely available fitness apps are: [*Fitbit*](#), [*Map My Fitness*](#), and [*My Fitness Pal*](#). Many of these applications monitor the app user by counting calories, recording exercise and weight, along with other metrics (including heart rate, glucose levels, sleep, and blood pressure). Many of these applications also use gamification to motivate people to reach a desired goal for exercising.

App Developers

In the fall of 2010, the BC Government organized an [*Apps for Climate Action Contest*](#). [The goal of this contest was to create](#) that raised awareness of climate change and inspired action to reduce carbon pollution by using data gathered for the web and the mobile devices a users used. Eight private companies also sponsored the contest, among them *SAP Canada*, *Microsoft Canada*, *Analytic Design Group* and *TELUS*. Winners included: [*Green Money*](#): a personal offset calculator for the money and time people invest in environmental savings; [*VELO*](#) which uses gamification to continually monitor and compare GHG emissions of their users (organizations and individuals); *MathTappers Carbon Choices* is an app that helps students understand how their personal choices impact their GHG emissions.

Our recommendation for CarbonKit third-party applications would be to follow the same model, inviting software developers to participate. Leading companies in information technology, such as Microsoft or SAP, could be invited to sponsor the new contest. Some of the 2010 winner apps could also serve as components of the dashboard. Section 6.3 of this study describes in further detail an initial conceptual framework for a dashboard.

Taxes and Accounting

Vancouver-based EcoTaxFile is an accounting firm focused on environmental sustainability, recognizing that the information collected to complete a tax return often overlaps with that required for carbon footprint monitoring. EcoTaxFile provides accountants with the tools to educate and advise their clients on how carbon footprint reduction can also save money. At the same time that clients take an annual snapshot of their financial wellbeing when they file their taxes, they could also get a picture of their environmental impact or carbon footprint.

With the carbon calculator on the EcoTaxFile website, people need only the information that is already required to file taxes. Once the tax return is complete, people receive an eco-report with advice on how to live a greener life. EcoTax File is a local example of how accounting services providers could serve as an effective channel to engage individuals in reducing GHG emissions while saving money.

Table 1. The CarbonKit Applications

Program application /	Carbon footprint	Health and fitness	Money saving	Social influence	Incentives
BC LiveSmart Program	√		√	√	√
BC Hydro Power Smart Program	√		√	√	√
FortisBC-PowerSense	√		√		√
O-Power	√		√	√	
Neuri.o	√		√	√	
Ecoisme	√		√	√	
Fitbit		√		√	
HealthKit		√		√	
Fitsby		√			
Map by Fitness		√			

Facebook				√	
Twitter				√	
Klout				√	√
Mint			√	√	
EcoTaxFile			√	√	√
Time Banking			√	√	√
Social Change Rewards				√	√
Airmiles for Social Change				√	√

Cleantech Developers

BC based energy intelligence companies such as *Neuri.o* try to engage homeowners to reduced energy consumption by reporting the house's energy consumption in real-time. Using a WiFi power sensor and a cloud service with some smart pattern detection algorithms, this company offers a device and software that monitor home's electricity and report what the share of the energy used by different appliances. Ecoisme is a similar solution that provides a friendly dashboard for energy usage. They use non-intrusive load monitoring and spectrum analysis to check their energy efficiency of each appliance and suggest the best ways to save energy.

Table 1 gives examples of existing products and services that could be integrated in the CarbonKit modules. CarbonKit modules do not require all the listed applications to be effective. Nevertheless, a detailed technical evaluation is needed to determine the best apps for integration. The CarbonKit dashboard should allow users to select their favorite interface or app in each module. Many of the suggested apps in Table 1 are already in worldwide use (e.g., Facebook) or could be tailored to specific jurisdictions.

Each module has different objectives in different areas of human concern (i.e., environment, health, economy, society). Some of the suggested apps are repeated or could be repeated because they could influence change in more than one area (e.g., O-Power and or the BC Hydro Power Smart application can help to reduce electricity consumption, but also to save money and facilitate social comparison). This reflects the synergy that achieving improvement in one area (e.g., environment) has in other areas (e.g., health & fitness).

8. Conclusion

This paper explores how technology when combined with markets and incentives might empower and reward individuals' efforts to reduce GHG emissions and their carbon footprint. It proposed a CarbonKit -- a combination of information sources, computing applications and incentives that would help individuals track and reduce their personal carbon emissions. The CarbonKit is a ubiquitous technology platform that can be implemented with currently available technology to enable individual carbon budgeting and accountability. It combines a goal-and-reward behavioral feedback loop with the Big Data available from tracked activities, apps and social media. Because of the danger of information theft or compromise, privacy and security are fundamental considerations of the CarbonKit design. It leverages widespread popular knowledge of and experience with smart-phone apps and dashboards to track and share their experience within their chosen social circles, and links the long-term and generational benefits of climate change mitigation with near-term personal benefits including health, fitness, economic rewards and social recognition.

Initially the CarbonKit would operate only on a voluntary basis for personal carbon tracking, offering positive incentives but no penalties other than losing access to further incentives. Nevertheless, the CarbonKit should be able to support more ambitious designs for individual engagement and accountability, including individual carbon allowances and personal carbon trading, where individuals whose emissions exceeded their allocation would buy ECCOs from those who reduced their emissions below their allocated level.

Ultimately, personal carbon tracking can promote climate change mitigation to the degree that it promotes individual awareness and results in imagination, engagement and behavioral modification. The CarbonKit super application proposed in this paper uses existing technology

and platforms, identifies recognizable stakeholder institutions, and entails modest, jurisdiction-specific regulations and safeguards for the protection of privacy and confidentiality.

9. References

1. Affolderbach J, Clapp A and Hayter R 2012 Environmental bargaining and boundary organizations: Remapping British Columbia's Great Bear Rainforest *Annals of the Association of American Geographers* 102(6), 1391-1408
2. Antin, J., & Churchill, E. F. (2011). Badges in social media: A social psychological perspective. In CHI 2011 Gamification Workshop Proceedings (Vancouver, BC, Canada, 2011).
3. Ariely, D., Bracha, A., and Meier, S., 2007, Doing Good or Doing Well? Image Motivation and Monetary Incentives in Behaving Prosocially [available at <http://people.duke.edu/~dandan/Papers/Other/doingGoodOrWell.pdf>].
4. Axsen, J., et al. (2012). 'Lifestyle practices and pro-environmental technology', *Ecological Economics*, 82, 64–74.
5. BC Hydro-Power Smart. (2016). Track your electricity use. Available at: <https://www.bchydro.com/powersmart/residential/tools-and-calculators/track-your-electricity-use.html>
6. Cabinet Office and Behavioural Insights Team. (2011). 'Behaviour change and energy use: behavioural insights team paper' Available at: <https://www.gov.uk/government/publications/behaviour-change-and-energy-use-behavioural-insights-team-paper>
7. Clapp, A., Hayter, R., Affolderbach, J., and Guzman, L. (2016). Institutional Thickening and Innovation: Reflections on the Remapping of the Great Bear Rainforest. *Transactions of the Institute of British Geographers*
8. Conner, M., & Norman, P. (1995). Predicting Health Behaviour: Research and Practice with Social Cognition Models. Buckingham: Open University Press.
9. DiClemente, C. C., Marinilli, A. S., Singh, M., & Bellino, L. E. (2001). The role of feedback in the process of health behavior change. *American Journal of Health Behavior*, 25(3), 217–227.
10. Festinger, L., 1954, 'Social Comparison Processes', *Human Relations* 7, 117–140.
11. Fraustino et al. (2012). Social Media Use during Disasters: A Review of the Knowledge Base and Gaps. Final Report to Human Factors/Behavioral Sciences Division, Science and Technology Directorate, U.S. Department of Homeland Security. College Park
12. Gifford, R., 2011, 'The Dragons of Inaction: Psychological Barriers That Limit Climate Change Mitigation and Adaptation', *American Psychologist* 66, 4, 290–302.
13. Gifford, R., (2014). 'Environmental Psychology Matters'. *Annual Review of Psychology* 65, 541-579
14. Goetz, T. (2011). Harnessing the power of feedback loops. *Wired magazine*, 19(07).
15. Goyal, V., Pandey, O., Sahai, A., & Waters, B. (2006, October). Attribute-based encryption for fine-grained access control of encrypted data. In Proceedings of the 13th ACM conference on Computer and communications security (pp. 89–98). ACM.
16. Grubb, M., 2015, 'Climate Economics: The High Road'. *Nature* 520, 614–615.
17. Guimond, Serge. (2006). Social Comparison and Social Psychology: Understanding Cognition, Intergroup Relations, and Culture. Cambridge University Press
18. Guzman, L. I. & A. Clapp (2016): Applying personal carbon trading: a proposed 'Carbon, Health and Savings System' for British Columbia, Canada, *Climate Policy*, DOI: 10.1080/14693062.2016.1152947
19. "HealthKit". (2015). Available at: <https://developer.apple.com/healthkit/> (Last Accessed Nov 29, 2015)
20. Hendry, A. (2014). 'Factors affecting the intention to use a personal carbon trading system'. Southern Cross University ePublications@SCU. Available at: <http://epubs.scu.edu.au/cgi/viewcontent.cgi?article=1437&context=theses>
21. Hendry, A. et al. (2015). 'Influences on intentions to use a personal carbon trading system (NICHE - The Norfolk Island Carbon Health Evaluation Project)', *The International Technology Management Review* 5, 2, 105-116.
22. "HomeKit". (2015). Available at: <https://developer.apple.com/homekit/> (Last Accessed Nov 29, 2015).
23. Huotari, K., and Hamari, J., 2012, Defining Gamification - A Service Marketing Perspective [available at http://www.hiit.fi/u/hamari/Defining_Gamification-A_Service_Marketing_Perspective.pdf].

24. Jackson, R. B., Canadell, J. G., Le Quéré, C., Andrew, R. M., Korsbakken, J. I., Peters, G. P., & Nakicenovic, N. (2015). Reaching peak emissions. *Nature Climate Change*.
25. Jamshed, U. (2015). 10 Myths About Mobile Payments, NFC Payments and Mobile Wallets. quartile.com. Available online: <http://www.quartile.com/article/10-myths-about-mobile-payments-nfc-payments-and-mobile-wallets/> [Access on Nov 2, 2015].
26. Köhlera, Jonathan, Lorraine Whitmarshb, Björn Nykvistc, Michel Schilperoordd, Noam Bergmane, Alex Haxeltineb. (2009). A transitions model for sustainable mobility Ecological Economics, Volume 68, Issue 12, 15 October 2009, Pages 2985–2995
27. Makonin, Stephen, Maryam H. Kashani, Lyn Bartram. (2012). The Affect of Lifestyle Factors on Eco-Visualization Design. Proceedings of Computer Graphics International (CGI).
28. Makonin, Stephen, Fred Popowich, TaeJin Moon, Bob Gill. (2013 a). Inspiring Energy Conservation Through Open Source Power Monitoring and In-Home Display. Proceedings of the IEEE Power and Energy Society General Meeting, 2013.
29. Makonin, Stephen, Philippe Pasquier, Lyn Bartram. Elements of Consumption: An abstract visualization of household consumption. Proceedings of the 11th International Symposium on Smart Graphics, LNSC 6815:194–198, 2011.
30. Makonin, Stephen, Lyn Bartram, Fred Popowich. (2013 b). A Smarter Smart Home: Case Studies of Ambient Intelligence. IEEE Pervasive Computing, vol. 12, no. 1, pp. 58–66
31. Makonin, S., Popowich, F., Bajic, I. V., Gill, B., and Bartram, L. (2015). Exploiting hmm sparsity to perform online real-time nonintrusive load monitoring. IEEE Transactions on Smart Grid, vol. PP, no. 99, pp. 1–11.
32. Makonin, Stephen, Laura Guzman Flores, Robyn Gill, Roger Alex Clapp, Lyn Bartram, Bob Gill. (2014). A Consumer Bill of Rights for Energy Conservation. In Proceedings of the IEEE Canada International Humanitarian Technology Conference (IHTC), 2014.
33. Mehen, L. (2011). Feedback loops are changing health behavior. quartile.com <http://opensource.com>. Available online: <http://opensource.com/health/11/8/feedback-loops-are-changing-health-behavior> [Access on Nov 2, 2015].
34. Moneris (2016). ‘Technology Partners’. Available at: <https://www.moneris.com/en/Partners-Developers/Technology%20Partners>
35. Naumof, Nick. (2013). ‘How Do We Judge (absolute) Values... Everything Is Relative’ Available at: http://naumof.blogspot.ca/2013/01/everything-is-relative.html?goback=.gde_2621605_member_201130005
36. OWASP Foundation, The. (2010). OWASP Secure Coding Practices Quick Reference Guide, Version 2.0. Available online: https://www.owasp.org/images/0/08/OWASP_SCP_Quick_Reference_Guide_v2.pdf
37. “ResearchKit for Developers”. (2015). Available at: <https://developer.apple.com/researchkit/> (Last Accessed Nov 29, 2015)
38. Richter, G., Raban, D. R., & Rafaeli, S. (2015). Studying Gamification: The Effect of Rewards and Incentives on Motivation. In Gamification in education and business (pp. 21–46). Springer International Publishing.
39. Shove, E., 2010. Beyond the ABC: climate change policy and theories of social change. Environment and Planning A 42, 1273–1285.
40. Shome, D. and Marx, S., 2009, The Psychology of Climate Change Communication a Guide for Scientists, Journalists, Educators, Political Aides, and the Interested Public Center for Research on Environmental Decisions, New York, Columbia University [available at https://coast.noaa.gov/digitalcoast/_pdf/CRED_Psychology_Climate_Change_Communication.pdf].
41. Transport Layer Security. (2015, November 2). In Wikipedia, The Free Encyclopedia. Retrieved 18:40, November 2, 2015, from https://en.wikipedia.org/w/index.php?title=Transport_Layer_Security&oldid=688667450
42. York, Dan. (1999). *Discussion and Critique of Market Transformation Challenges and Perspectives*. Energy Center of Wisconsin. Retrieved on April 11th, 2014 from: <http://www.ecw.org/prod/186-1.pdf>
43. Vancouver Sun-Digital Life, 2013, *Are you Addicted to your Smartphone? BC Survey Finds Smartphone Ownership Has Doubled, Seen as a Necessity by Many* [available at <http://blogs.vancouversun.com/2013/07/09/are-you-addicted-to-your-smartphone-bc-survey-finds-smartphone-ownership-has-doubled-seen-as-a-necessity-by-many/>].