

# Squircular Calculations

Chamberlain Fong  
spectralfft@yahoo.com

**Abstract** – The Fernandez-Guasti squircle is a planar algebraic curve that is an intermediate shape between the circle and the square. In this paper, we will analyze this curve and derive formulas for its area, arc length, and polar form. We will also provide several parametric equations of the squircle. Finally, we extend the squircle to three dimensions by coming up with an analogous surface that is an intermediate shape between the sphere and the cube.

**Keywords** – Squircle, Mapping a Circle to a Square, Mapping a Square to a Circle, Squircle, Circle and Square Homeomorphism, Algebraic surface, 3D squircle, Sextic Polynomial

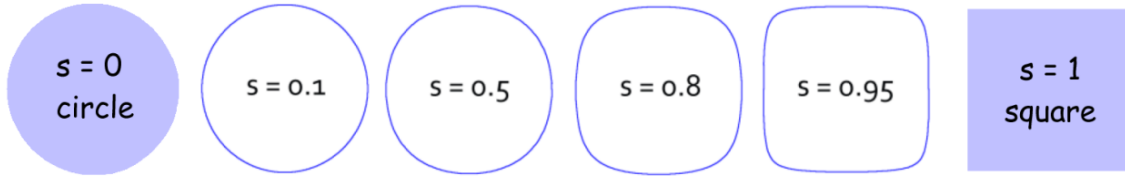


Figure 1: The FG-squircle  $x^2 + y^2 - \frac{s^2}{r^2} x^2 y^2 = r^2$  at varying values of  $s$ .

## 1 Introduction

In 1992, Manuel Fernandez-Guasti discovered an intermediate shape between the circle and the square [Fernandez-Guasti 1992]. This shape is a quartic plane curve. The equation for this shape is provided in Figure 1. There are two parameters for this equation --  $s$  and  $r$ . The squareness parameter  $s$  allows the shape to interpolate between the circle and the square. When  $s = 0$ , the equation produces a circle with radius  $r$ . When  $s = 1$ , the equation produces a square with a side length of  $2r$ . In between, the equation produces a smooth planar curve that resembles both the circle and the square. For the rest of this paper, we shall refer to this shape as the *FG-squircle*.

In this paper, we shall limit the curve to values such that  $-r \leq x \leq r$  and  $-r \leq y \leq r$ . The equation given above can actually have points  $(x, y)$  outside our region of interest, but we shall ignore these portions of the curve. For our purpose, the FG-squircle is just a closed curve inside a square region centered at the origin with side length  $2r$ .

## 2 Area of the FG-squircle

We shall derive the formula for the area of the FG-squircle here. Before we proceed with our derivation, we would like to provide a cursory review of the Legendre elliptic integrals.

### 2.1 Legendre Elliptic Integral of the 1<sup>st</sup> kind

According to chapter 19.2 of the “Digital Library of Mathematical Functions” published by the National Institute of Standards and Technology, the definition of the incomplete Legendre elliptic integral of the 1st kind is:

$$F(\phi, k) = \int_0^\phi \frac{d\theta}{\sqrt{1 - k^2 \sin^2 \theta}} = \int_0^{\sin \phi} \frac{dt}{\sqrt{1 - t^2} \sqrt{1 - k^2 t^2}}$$

The argument  $\phi$  is known as the amplitude; and the argument  $k$  is known as the modulus. In its standard form, the modulus has a value between 0 and 1, i.e.  $0 \leq k \leq 1$

The complete Legendre elliptic integral of the 1st kind,  $K(k)$  is defined from its incomplete form with an amplitude  $\frac{\pi}{2}$ , i.e.  $K(k) = F(\frac{\pi}{2}, k)$

## 2.2 Legendre Elliptic Integral of the 2<sup>nd</sup> kind

According to chapter 19.2 of the “Digital Library of Mathematical Functions” published by the National Institute of Standards and Technology, the definition of the incomplete Legendre elliptic integral of the 2<sup>nd</sup> kind is:

$$E(\phi, k) = \int_0^\phi \sqrt{1 - k^2 \sin^2 \theta} d\theta = \int_0^{\sin \phi} \frac{\sqrt{1 - k^2 t^2}}{\sqrt{1 - t^2}} dt$$

If  $x = \sin \phi$ , then we have this formula:

$$E(\sin^{-1} x, k) = \int_0^x \frac{\sqrt{1 - k^2 t^2}}{\sqrt{1 - t^2}} dt$$

The complete Legendre elliptic integral of the 2<sup>nd</sup> kind  $E(k)$  can be defined from its incomplete form with an amplitude as  $\frac{\pi}{2}$ , i.e.  $E(k) = E(\frac{\pi}{2}, k)$

## 2.3 Reciprocal Modulus

As part of our derivation of the area of the FG-squircle, we will need the formula for the reciprocal of the modulus for the Legendre elliptic integral of the 2<sup>nd</sup> kind. This is provided in chapter 19.7 of the “Digital Library of Mathematical Functions” as

$$E\left(\phi, \frac{1}{q}\right) = \frac{1}{q} [E(\beta, q) - (1 - q^2)F(\beta, q)]$$

where  $\sin \beta = \frac{1}{q} \sin \phi$  or equivalently  $\beta = \sin^{-1} \frac{\sin \phi}{q}$

## 2.4 Derivation of Area (incomplete type)

Starting with the equation for the FG-squircle and rearranging the equation to isolate y on one side of the equation, we get:

$$x^2 + y^2 - \frac{s^2}{r^2} x^2 y^2 = r^2 \quad \Rightarrow \quad y^2 \left(1 - \frac{s^2}{r^2} x^2\right) = r^2 - x^2 \quad \Rightarrow \quad y = \sqrt{\frac{r^2 - x^2}{1 - \frac{s^2}{r^2} x^2}} = r \sqrt{\frac{1 - \frac{1}{r^2} x^2}{1 - \frac{s^2}{r^2} x^2}}$$

Since the FG-squircle is a shape with dihedral symmetry in the 4 quadrants, the area of the whole FG-squircle is just four times its area in one quadrant, i.e.

$$A = 4 \int_0^r y dx = 4 \int_0^r r \sqrt{\frac{1 - \frac{1}{r^2} x^2}{1 - \frac{s^2}{r^2} x^2}} dx$$

Now using a substitution of variables:  $t^2 = \frac{s^2}{r^2} x^2 \Rightarrow dt = \frac{s}{r} dx \Rightarrow dx = \frac{r}{s} dt$

$$A = 4r \int_0^s \frac{r}{s} \sqrt{\frac{1 - \frac{1}{s^2} t^2}{1 - t^2}} dt = 4 \frac{r^2}{s} \int_0^s \frac{\sqrt{1 - \frac{1}{s^2} t^2}}{\sqrt{1 - t^2}} dt$$

Using the equation for the Legendre elliptic integral of the 2<sup>nd</sup> kind in section 2.2, we can write the area as

$$A = 4 \frac{r^2}{s} E(\sin^{-1} s, \frac{1}{s})$$

## 2.5 Derivation of Area (complete type)

The areal equation provided in section 2.4 is valid. In fact, this is the formula provided in the Wolfram Mathworld website [Weisstein 2016b]. However, since the squareness parameter  $s$  has a value between 0 and 1, its reciprocal will have a value greater than 1. Hence the areal formula from section 2.4 has a modulus in non-standard form. Many software implementations of this Legendre elliptical integral will fail when the modulus  $k > 1$ . In this section, we will provide an alternative formula for the area of the FG-squircle that does not have this limitation.

Using the reciprocal modulus formula in section 2.3 and substituting  $q = s = \sin \phi$ , we get the formula for area as

$$A = 4 \frac{r^2}{s} E(\sin^{-1} s, \frac{1}{s}) = 4 \frac{r^2}{s^2} [E(\sin^{-1} 1, s) - (1 - s^2)F(\sin^{-1} 1, s)] = 4 \frac{r^2}{s^2} [E(\frac{\pi}{2}, s) + (s^2 - 1)F(\frac{\pi}{2}, s)]$$

This further simplifies by using the definitions of the complete Legendre elliptic integrals.

$$A = 4 \frac{r^2}{s^2} [E(s) + (s^2 - 1)K(s)]$$

The correctness of this formula for area can be verified numerically by using Monte Carlo methods [Cheney 1999].

## 3 Polar Form of the FG-squircle

In this section, we will derive the equation for the FG-squircle in polar coordinates. In other words, we want to write its equation in the form of  $\rho = f(\theta)$  where  $\rho = \sqrt{x^2 + y^2}$  and  $\tan \theta = \frac{y}{x}$

Starting with standard equation for the FG-squircle,  $x^2 + y^2 - \frac{s^2}{r^2} x^2 y^2 = r^2$

Substitute  $x$  and  $y$  with their polar form

$$\begin{aligned} x &= \rho \cos \theta \\ y &= \rho \sin \theta \end{aligned}$$

to get

$$\rho^2 \cos^2 \theta + \rho^2 \sin^2 \theta - \frac{s^2}{r^2} \rho^4 \cos^2 \theta \sin^2 \theta = r^2$$

$$\Rightarrow \rho^2 - \frac{s^2}{r^2} \rho^4 \cos^2 \theta \sin^2 \theta = r^2$$

$$\Rightarrow \rho^2 - \frac{s^2 \rho^4}{4r^2} \sin^2 2\theta = r^2$$

$$\Rightarrow \rho^4 \frac{s^2}{4r^2} \sin^2 2\theta - \rho^2 + r^2 = 0$$

Now, we need to find an equation for  $\rho$  in terms of  $\theta$ . The equation above is a quartic polynomial equation in  $\rho$  with no cubic or linear terms. This type of equation is known as a biquadratic and could be solved using the standard quadratic equation.

$$a = \frac{s^2}{4r^2} \sin^2 2\theta \quad b = -1 \quad c = r^2$$

$$\Rightarrow \rho^2 = \frac{1 - \sqrt{1 - s^2 \sin^2 2\theta}}{2 \frac{s^2}{4r^2} \sin^2 2\theta}$$

Taking the square root of this gives the polar equation of the FG-squircle

$$\rho = \frac{r\sqrt{2}}{s \sin 2\theta} \sqrt{1 - \sqrt{1 - s^2 \sin^2 2\theta}}$$

## 4 Parametric Equations for the FG-squirecle

In this section, we present 3 sets of parametric equations for the FG-squirecle. These equations are particularly useful for plotting the FG-squirecle. These equations can also be used in calculating the arc length of the FG-squirecle, which we will discuss in Section 5.2.

In 2014, Fong used a simplified FG-squirecle to come up with two different methods to map the circle to a square [Fong 2014a][Fong 2014b]. The two mappings are named the *FG-squirircular mapping* and the *elliptical grid mapping*, respectively and shown in Figure 3. The forward and inverse equations of the mappings are included in the center column of the figure. Also, in order to illustrate the effects of the mapping, a circular disc with a radial grid is converted to a square and shown in the left side of the figure. Similarly, a square region with a rectangular grid is converted to a circular disc and shown in the right side of the figure.

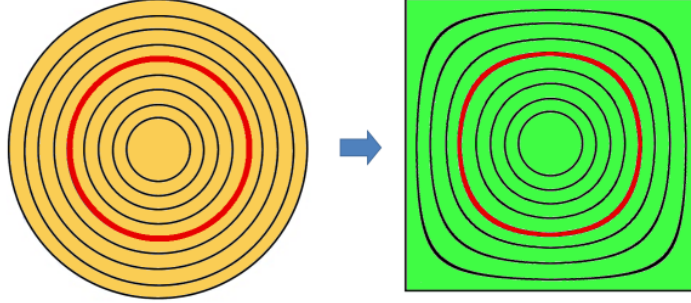


Figure 2: Continuum of circles inside the disc (left) and continuum of squircles inside the square (right)

Both of these mappings convert concentric circular contours inside the disc to concentric squircular contours inside the square. This property is illustrated in Figure 2. Using this property and the disc-to-square equations in figure 3, we can come up with parametric equations for the FG-squirecle. Just substitute  $u=\cos(t)$  and  $v=\sin(t)$  in the equations then simplify in order to get equations for  $(x,y)$  in terms of parameter  $t$ . Here are the 3 sets of parametric equations for the FG-squirecle:

- 1) Parametric equation based on the Elliptic Grid mapping

$$x = \frac{r}{2s} \sqrt{2 + 2s\sqrt{2} \cos t + s^2 \cos 2t} - \frac{r}{2s} \sqrt{2 - 2s\sqrt{2} \cos t + s^2 \cos 2t}$$

$$y = \frac{r}{2s} \sqrt{2 + 2s\sqrt{2} \sin t - s^2 \cos 2t} - \frac{r}{2s} \sqrt{2 - 2s\sqrt{2} \sin t - s^2 \cos 2t}$$

- 2) Parametric equation based on the Elliptic Grid mapping (alternative)

$$x = \frac{r \operatorname{sgn}(\cos t)}{s\sqrt{2}} \sqrt{2 + s^2 \cos 2t - \sqrt{(2 + s^2 \cos 2t)^2 - 8s^2 \cos^2 t}}$$

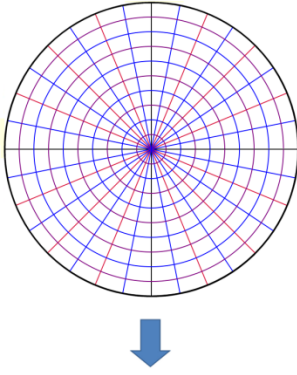
$$y = \frac{r \operatorname{sgn}(\sin t)}{s\sqrt{2}} \sqrt{2 - s^2 \cos 2t - \sqrt{(2 - s^2 \cos 2t)^2 - 8s^2 \sin^2 t}}$$

- 3) Parametric equation based on the FG-Squirircular mapping

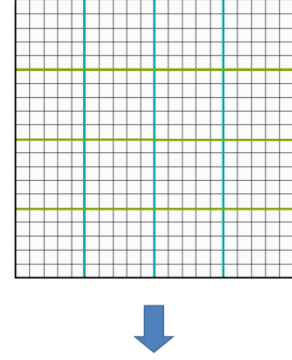
$$x = \frac{r \operatorname{sgn}(\cos t)}{s\sqrt{2} |\sin t|} \sqrt{1 - \sqrt{1 - s^2 \sin^2 2t}}$$

$$y = \frac{r \operatorname{sgn}(\sin t)}{s\sqrt{2} |\cos t|} \sqrt{1 - \sqrt{1 - s^2 \sin^2 2t}}$$

These parametric equations can be used in plotting the full curve of the FG-squirecle. These equations can also be used for calculating the arc length of the FG squirecle.

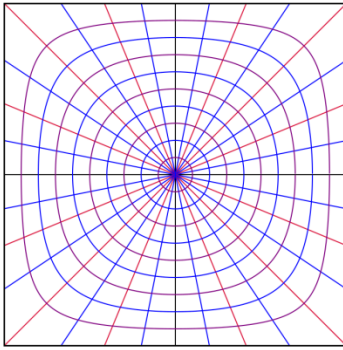


$(u, v)$  are coordinates in the  
circular disc  
 $\{(u, v) \mid u^2 + v^2 \leq 1\}$



$(x, y)$  are coordinates in the  
square region  
 $[-1, 1] \times [-1, 1]$

## FG-Squircular mapping



square to disc

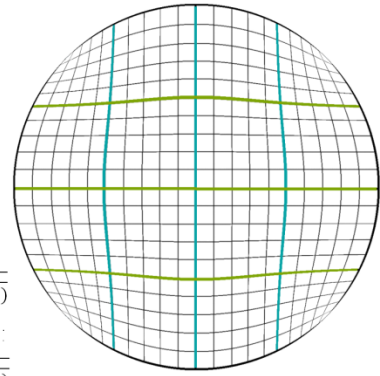
$$u = \frac{x\sqrt{x^2 + y^2 - x^2y^2}}{\sqrt{x^2 + y^2}}$$

$$v = \frac{y\sqrt{x^2 + y^2 - x^2y^2}}{\sqrt{x^2 + y^2}}$$

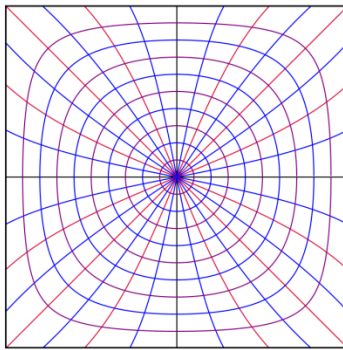
disc to square

$$x = \frac{\text{sgn}(uv)}{v\sqrt{2}} \sqrt{u^2 + v^2 - \sqrt{(u^2 + v^2)(u^2 + v^2 - 4u^2v^2)}}$$

$$y = \frac{\text{sgn}(uv)}{u\sqrt{2}} \sqrt{u^2 + v^2 - \sqrt{(u^2 + v^2)(u^2 + v^2 - 4u^2v^2)}}$$



## Elliptical Grid mapping



square to disc

$$u = x \sqrt{1 - \frac{y^2}{2}}$$

$$v = y \sqrt{1 - \frac{x^2}{2}}$$

disc to square

$$x = \frac{1}{2} \sqrt{2 + u^2 - v^2 + 2\sqrt{2}u} - \frac{1}{2} \sqrt{2 + u^2 - v^2 - 2\sqrt{2}u}$$

$$y = \frac{1}{2} \sqrt{2 - u^2 + v^2 + 2\sqrt{2}v} - \frac{1}{2} \sqrt{2 - u^2 + v^2 - 2\sqrt{2}v}$$

or

$$x = \frac{\text{sgn}(u)}{\sqrt{2}} \sqrt{2 + u^2 - v^2 - \sqrt{(2 + u^2 - v^2)^2 - 8u^2}}$$

$$y = \frac{\text{sgn}(v)}{\sqrt{2}} \sqrt{2 - u^2 + v^2 - \sqrt{(2 - u^2 + v^2)^2 - 8v^2}}$$

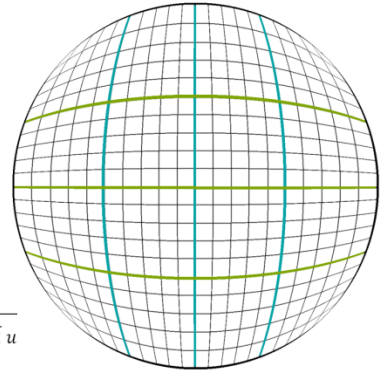


Figure 3: Disc-to-Square mappings based on the FG-Squircle

Using these parametric equations for the Fernandez Guasti squircle, we can easily get parametric equations for the square by setting  $s=1$ . This square will have a side length of  $2r$ .

- 1) Square parametric equation from Elliptic Grid mapping

$$x = \frac{r}{2} \sqrt{2 + 2\sqrt{2} \cos t + \cos 2t} - \frac{r}{2} \sqrt{2 - 2\sqrt{2} \cos t + \cos 2t}$$

$$y = \frac{r}{2} \sqrt{2 + 2\sqrt{2} \sin t - \cos 2t} - \frac{r}{2} \sqrt{2 - 2\sqrt{2} \sin t - \cos 2t}$$

- 2) Square parametric equation from Elliptic Grid mapping (alternative)

$$x = \frac{r \operatorname{sgn}(\cos t)}{\sqrt{2}} \sqrt{2 + \cos 2t - \sqrt{(2 + \cos 2t)^2 - 8 \cos^2 t}}$$

$$y = \frac{r \operatorname{sgn}(\sin t)}{\sqrt{2}} \sqrt{2 - \cos 2t - \sqrt{(2 - \cos 2t)^2 - 8 \sin^2 t}}$$

- 3) Square parametric equation from FG-Squircular mapping

$$x = \frac{r \operatorname{sgn}(\cos t)}{\sqrt{2} |\sin t|} \sqrt{1 - |\cos 2t|}$$

$$y = \frac{r \operatorname{sgn}(\sin t)}{\sqrt{2} |\cos t|} \sqrt{1 - |\cos 2t|}$$

## 5 Arc Length of the FG-squircle

In this section, we shall provide three ways for calculating the arc length of the FG-squircle. Unfortunately, the formulas we provide in this section are not closed-form analytical expressions. All of the arc length equations here involve integrals that have to be calculated numerically to get an approximation of arc length.

### 5.1 Rectangular Cartesian coordinates $y=f(x)$

Given a curve with equation  $y=f(x)$ , the formula for arc length in Cartesian coordinates is

$$l = \int_{x_1}^{x_2} \sqrt{1 + [f'(x)]^2} dx$$

In order to use this formula for the FG-squircle, we need to convert the squircle equation to the form  $y=f(x)$ . To do this, we start with the standard equation for the FG-squircle:  $x^2 + y^2 - \frac{s^2}{r^2} x^2 y^2 = r^2$

Isolate  $y$  to one side of the equation, we get

$$y^2 = \frac{r^2 - x^2}{1 - \frac{s^2}{r^2} x^2}$$

$$\Rightarrow f(x) = y = \sqrt{\frac{r^2 - x^2}{1 - \frac{s^2}{r^2}x^2}}$$

Differentiating with respect to x, we get

$$f'(x) = \frac{s^2 x \sqrt{r^2 - x^2}}{r^2 \left(1 - \frac{s^2}{r^2}x^2\right)^{\frac{3}{2}}} - \frac{x}{\sqrt{r^2 - x^2} \sqrt{1 - \frac{s^2}{r^2}x^2}}$$

which simplifies to

$$f'(x) = \frac{r^3 x (s^2 - 1)}{\sqrt{r^2 - x^2} (r^2 - s^2 x^2)^{\frac{3}{2}}}$$

Hence the incomplete arc length of the FG-squircle is

$$l = \int_{x_1}^{x_2} \sqrt{1 + \frac{r^6 x^2 (s^2 - 1)^2}{(r^2 - x^2)(r^2 - s^2 x^2)^3}} dx$$

Unfortunately, we were unable to simplify this integral further. We even tried using computer algebra software with symbolic math capabilities, but could not find a closed-form equation for the arc length of the FG-squircle. However, this integral can be calculated numerically using standard techniques in numerical analysis.

## 5.2 Parametric formula for Arc Length

Given a curve with parametric equations for coordinates x(t) and y(t), the formula for arc length is

$$l = \int_{t_1}^{t_2} \sqrt{\left(\frac{dx}{dt}\right)^2 + \left(\frac{dy}{dt}\right)^2} dt$$

One can then use any of the three parametric equations given in section 4 to plug into this to get an arc length formula. This integral formula can then be numerically approximated.

## 5.3 Polar coordinates $\rho = f(\theta)$

Another approach to computing the arc length of the FG-squircle is using polar coordinates. The equation for arc length in polar coordinates is:

$$l = \int_{\theta_1}^{\theta_2} \sqrt{\rho^2 + \left(\frac{d\rho}{d\theta}\right)^2} d\theta$$

One can then use the polar form of the FG-squircle given in section 3 and plug into this equation to get an equation for arc length which can then be numerically evaluated. For the complete arc length, simply use the limits of 0 to  $2\pi$

$$l_{complete} = \int_0^{2\pi} \sqrt{\rho^2 + \left(\frac{d\rho}{d\theta}\right)^2} d\theta$$

## 6 Three Dimensional Counterpart of the FG-squirecle

In this section, we present a three dimensional counterpart to the FG-squirecle. The algebraic equation for this 3D shape is

$$x^2 + y^2 + z^2 - \frac{s^2}{r^2} x^2 y^2 - \frac{s^2}{r^2} y^2 z^2 - \frac{s^2}{r^2} x^2 z^2 + \frac{s^4}{r^4} x^2 y^2 z^2 = r^2$$

Just like the FG-squirecle, this shape has two parameters: squareness  $s$  and radius  $r$ . When  $s = 0$ , the shape is a sphere with radius  $r$ . When  $s = 1$ , the shape is a cube with side length  $2r$ . In between, it is a three dimensional shape that resembles the sphere and the cube. The shape is shown in figure 4 at varying values of squareness.

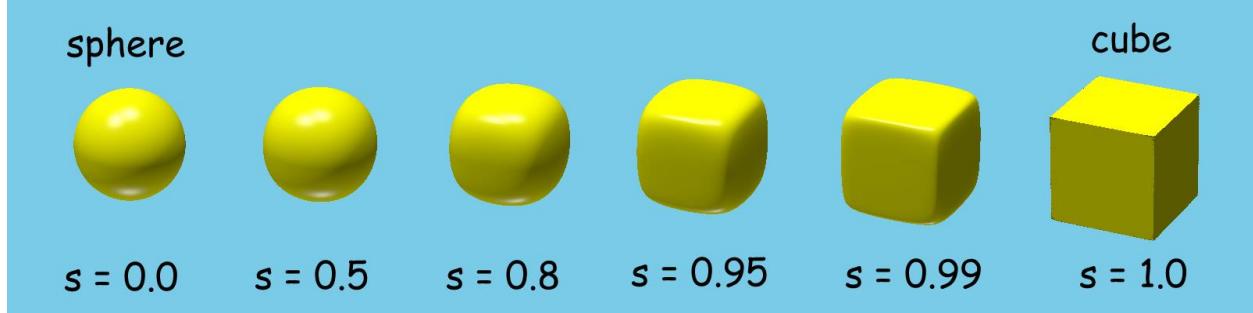


Figure 4: The 3D counterpart of the FG-squirecle

We propose naming this shape as the *sphube*, which is a portmanteau of sphere and cube. This sort of naming would be consistent with the naming of the squirecle.

This algebraic shape is a sextic surface [Weisstein 2016a] because of the  $\frac{s^4}{r^4} x^2 y^2 z^2$  term. Just like in the FG-squirecle, we have limited the surface to  $(x,y,z)$  values such that  $-r \leq x \leq r$  and  $-r \leq y \leq r$  and  $-r \leq z \leq r$ .

## 7 Conjecture on a Four Dimensional Counterpart

Since we were able to find a three dimensional counterpart of the FG-squirecle in the previous section. We would like to formulate a conjecture regarding the four dimensional counterpart of the FG-squirecle in this section.

The four dimensional version of the sphere is known as the hypersphere (also 3-sphere). Similarly, the four dimensional version of the cube is known as the hypercube (also tesseract). We conjecture that there is an algebraic hypersurface that is an intermediate shape between these two four dimensional shapes. Moreover, we conjecture that this hypersurface has the algebraic equation:

$$x^2 + y^2 + z^2 + w^2 - \frac{s^2}{r^2} x^2 y^2 - \frac{s^2}{r^2} y^2 z^2 - \frac{s^2}{r^2} x^2 z^2 - \frac{s^2}{r^2} x^2 w^2 - \frac{s^2}{r^2} y^2 w^2 - \frac{s^2}{r^2} z^2 w^2 + \frac{s^4}{r^4} x^2 y^2 z^2 + \frac{s^4}{r^4} x^2 y^2 w^2 + \frac{s^4}{r^4} x^2 z^2 w^2 + \frac{s^4}{r^4} y^2 z^2 w^2 - \frac{s^6}{r^6} x^2 y^2 z^2 w^2 = r^2$$



## 8 Summary

In this paper, we provided several formulas related to the FG-squirele. We also presented a three dimensional counterpart of the FG-squirele. The equations are summarized in the table below

Property	Equation(s)
FG-Squirele	$x^2 + y^2 - \frac{s^2}{r^2} x^2 y^2 = r^2$
Area (incomplete type)	$A = 4 \frac{r^2}{s} E(\sin^{-1} s, \frac{1}{s})$
Area (complete type)	$A = 4 \frac{r^2}{s^2} [E(s) + (s^2 - 1)K(s)]$
Polar equation	$\rho = \frac{r\sqrt{2}}{s \sin 2\theta} \sqrt{1 - \sqrt{1 - s^2 \sin^2 2\theta}}$
Parametric equation#1	$x = \frac{r}{2s} \sqrt{2 + 2s\sqrt{2} \cos t + s^2 \cos 2t} - \frac{r}{2s} \sqrt{2 - 2s\sqrt{2} \cos t + s^2 \cos 2t}$ $y = \frac{r}{2s} \sqrt{2 + 2s\sqrt{2} \sin t - s^2 \cos 2t} - \frac{r}{2s} \sqrt{2 - 2s\sqrt{2} \sin t - s^2 \cos 2t}$
Parametric equation#2	$x = \frac{r \operatorname{sgn}(\cos t)}{s \sqrt{2}} \sqrt{2 + s^2 \cos 2t - \sqrt{(2 + s^2 \cos 2t)^2 - 8 s^2 \cos^2 t}}$ $y = \frac{r \operatorname{sgn}(\sin t)}{s \sqrt{2}} \sqrt{2 - s^2 \cos 2t - \sqrt{(2 - s^2 \cos 2t)^2 - 8 s^2 \sin^2 t}}$
Parametric equation#3	$x = \frac{r \operatorname{sgn}(\cos t)}{s \sqrt{2}  \sin t } \sqrt{1 - \sqrt{1 - s^2 \sin^2 2t}}$ $y = \frac{r \operatorname{sgn}(\sin t)}{s \sqrt{2}  \cos t } \sqrt{1 - \sqrt{1 - s^2 \sin^2 2t}}$
3D counterpart	$x^2 + y^2 + z^2 - \frac{s^2}{r^2} x^2 y^2 - \frac{s^2}{r^2} y^2 z^2 - \frac{s^2}{r^2} x^2 z^2 + \frac{s^4}{r^4} x^2 y^2 z^2 = r^2$

## References

- Abramowitz, M., Stegun, I. 1972. "*Handbook of Mathematical Functions*" Dover. ISBN 0-486-61272-4
- Cheney, W., Kincaid, D. 1999. "*Numerical Mathematics and Computing (Fourth Edition)*". Brooks/Cole Publishing Company. ISBN 0-534-35184-0
- Fernandez-Guasti, M. 1992. "*Analytic Geometry of Some Rectilinear Figures*" International Journal of Mathematical. Education in Science and Technology. 23, pp. 895-901
- Fernandez-Guasti, M., Melendez-Cobarrubias, A., Renero-Carrillo, F., Cornejo-Rodriguez, A. 2005. "*LCD pixel shape and far-field diffraction patterns*". Optik 116.
- Floater, M., Hormann, K. 2005. "*Surface Parameterization: A Tutorial and Survey*". Advances in Multiresolution for Geometric Modelling.
- Fong, C., 2014. "*An Indoor Alternative to Stereographic Spherical Panoramas*". Proceedings of Bridges 2014: Mathematics, Music, Art, Architecture, Culture.
- Fong, C., 2014. "*Analytical Methods for Squaring the Disc*". Seoul International Congress of Mathematicians 2014.
- Nowell, P. "*Mapping a Square to a Circle*" (blog)  
<http://mathproofs.blogspot.com/2005/07/mapping-square-to-circle.html>
- Nowell, P. "*Mapping a Cube to a Sphere*" (blog)  
<http://mathproofs.blogspot.com/2005/07/mapping-cube-to-sphere.html>
- Weisstein, E. "*Sextic Surface*". MathWorld--A Wolfram Web Resource.  
<http://mathworld.wolfram.com/SexticSurface.html>
- Weisstein, E. "*Squircle*". MathWorld--A Wolfram Web Resource.  
<http://mathworld.wolfram.com/Squircle.html>