
Deep Image: Scaling up Image Recognition

Ren Wu¹, Shengen Yan, Yi Shan, Qingqing Dang, Gang Sun
Baidu Research

Abstract

We present a state-of-the-art image recognition system, Deep Image, developed using end-to-end deep learning. The key components are a custom-built supercomputer dedicated to deep learning, a highly optimized parallel algorithm using new strategies for data partitioning and communication, larger deep neural network models, novel data augmentation approaches, and usage of multi-scale high-resolution images. On one of the most challenging computer vision benchmarks, the ImageNet classification challenge, our system has achieved the best result to date, with a top-5 error rate of 5.98% - a relative 10.2% improvement over the previous best result.

1 Introduction

On May 11th, 1997, IBM's Deep Blue achieved a historic victory by defeating world chess champion Gary Kasparov in a six-game match [1]. It came as a surprise to some, but with the correct algorithms, chess performance is a function of computational power [6, 11, 14]. Today, history is repeating itself: simple, scalable algorithms, given enough data and computational resources, dominate many fields, including visual object recognition [3, 12, 21], speech recognition [7, 9] and natural language processing [5, 15, 16].

Although neural networks have been studied for many decades, only recently have they come into their own, thanks to the availability of larger training data sets along with increased computation power through heterogeneous computing [4].

Because computational power is so important to progress in deep learning, we built a supercomputer designed for deep learning, along with a software stack that takes full advantage of such hardware. Using application specific hardware-software co-design, we have a highly optimized system. This system enables larger models to be trained on more data, while also reducing turnaround time, allowing us to explore ideas more rapidly.

Still, there are two shortcomings in current deep learning practices. First, while we know that bigger models offer more potential capacity, in practice, the size of model is often limited by either too little training data or too little time for running experiments, which can lead both to overfitting or underfitting. Second, the data collected is often limited to a specific region of the potential example space. This is especially challenging very large neural networks, which are subject to overfitting.

In this work, we show how aggressive data augmentation can prevent overfitting. We use data augmentation in novel ways, much more aggressively than previous work [10, 12]. The augmented datasets are tens of thousands times larger, allowing the network to become more robust to various transformations.

Additionally, we train on multi-scale images, including high-resolution images. Most previous work [12, 24] operates on downsized images with a resolution of approximately

¹ Contact author: wuren@baidu.com

256x256. While using downsized images reduces computational costs without losing too much accuracy, we find that using larger images improves recognition accuracy. As we demonstrate, there are many cases where the object size is small, and downsizing simply loses too much information.

Training on higher-resolution images improves the classification accuracy. More importantly, models trained on high-resolution images complement models trained on low-resolution images. Composing models trained on different scales produces results better than any model individually.

In this paper, we detail our custom designed supercomputer for deep learning, as well as our optimized algorithms and software stack built to capitalize on this hardware. This system has enabled us to train bigger neural models, work on higher-resolution images, and use more aggressive data augmentation methods. On the widely studied 1k ImageNet classification challenge, we have obtained the current state-of-the-art result, with a top-5 error rate of 5.98%.

2 Hardware/Software Co-design

It is clear that different classes of algorithms would perform differently on different computing architectures. Graphic processors, or GPUs, often perform extremely well for compute-intensive algorithms. Early work shows that for clustering algorithms, a single GPU offers 10x more performance than top-of-the-line 8 cores workstations, even on very large datasets with more than a billion data points [22]. A more recent example shows that three GPU servers with 4 GPUs each, rival the same performance of a 1000 nodes (16000 cores) CPU cluster, used by the Google Brain project [4].

Modern deep neural networks are mostly trained by variants of stochastic gradient decent algorithms (SGD). As SGDs contain high arithmetic density, GPUs are excellent for this type of algorithms.

Furthermore, we would like to train very large deep neural networks without worrying about the capacity limitation of a single GPU or even a single machine, and so scaling up is a required condition. Given the properties of stochastic gradient decent algorithms, it is desired to have very high bandwidth and ultra low latency interconnects to minimize the communication costs, which is needed for the distributed version of the algorithm.

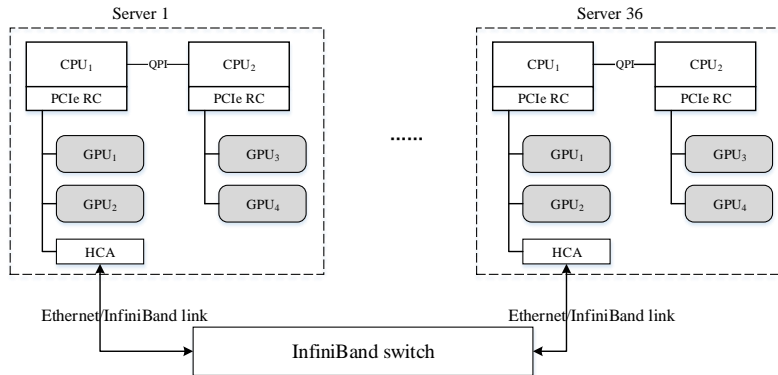


Figure 1: Hardware Architecture. Each server has four Nvidia K40m GPUs and one InfiniBand adapter.

The result is the custom-built supercomputer, which we call Minwa². It is comprised of 36 server nodes, each with 2 six-core Intel Xeon E5-2620 processors. Each sever contains 4 Nvidia Tesla K40m GPUs and one FDR InfiniBand (56Gb/s) which is a high-performance low-latency interconnection and supports RDMA. The peak single precision floating point

² Chinese pinyin of 敏娲, Named after goddesses from Chinese, Greek, and Roman mythology: Nüwa + Athena + Minerva.

performance of each GPU is 4.29TFlops and each GPU has 12GB of memory. Thanks to the GPUDirect RDMA, the InfiniBand network interface can access the remote GPU memory without involvement from the CPU. All the server nodes are connected to the InfiniBand switch. Figure 1 shows the system architecture. The system runs Linux with CUDA 6.0 and MPI MVAPICH2, which also enables GPUDirect RDMA.

In total, Minwa has 6.9TB host memory, 1.7TB device memory, and about 0.6PFlops theoretical single precision peak performance.

3 Optimization

Our goal is to push for extreme performance from both hardware and software for given tasks. In modern deep convolutional neural networks, convolutional layers account for most of the computation and fully-connected layers account for most of the parameters. We implement two parallelism strategies for our parallel deep neural network framework, namely model-data parallelism and data parallelism. Similar strategies have been proposed in the previous work [13, 23]. However, the previous work mainly focuses on a single server with multiple GPUs or small GPU clusters, so it's hard to extend directly to a large GPU cluster because of the communication bottlenecks. In our work, we focus on optimizing parallel strategies, minimizing data transfers and overlapping the computation and communications. This is needed for approaching the peak performance for the large supercomputers like Minwa.

3.1 Data Parallelism

When all the parameters can be stored in the memory of one GPU, we exploit data parallelism at all layers. In this case, each GPU is responsible for $1/N$ mini-batch of input images and all GPUs work together on the same mini-batch. In one forward-backward pass, the parameters and gradients of all layers are copied on every GPU. All GPUs compute gradients based on local training data and a local copy of weights. They then exchange gradients and update the local copy of weights.

Two strategies have helped us to achieve better parallelism. The first one is the '*butterfly synchronization*' strategy, in which all gradients are partitioned into K parts and each GPU is responsible for its own part. At the end of gradient computation, GPU k receives the k -th part from all other GPUs, accumulates there and then broadcasts the results back to all GPUs.

Another is the '*lazy update*' strategy. Once the gradients are generated in the backward pass, each GPU sends its generated gradient to the corresponding GPUs in an asynchronous way. This transfer does not need to be synchronized until its corresponding weight parameters need to be used, which only occurs later at the forward pass. This maximizes the overlapping between computation and communication.

Figure 2 shows an example of the transmission on four GPUs. Theoretically, the communication overhead of our data parallel strategy only depends on the size of the model and is independent of the number of GPUs. We also use device memory to cache the training data if there is free memory space on the device after the model is loaded.

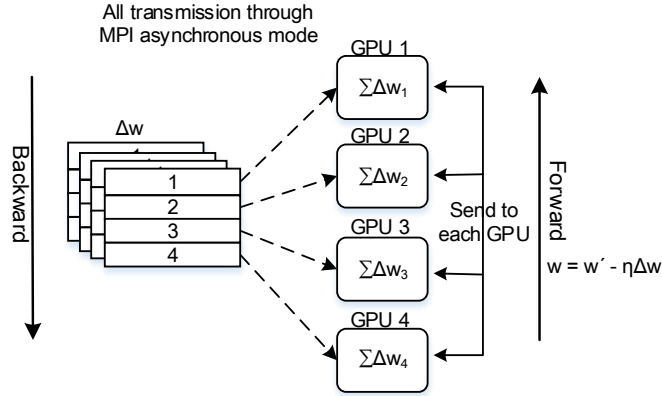


Figure 2: Example of communication strategies among 4 servers.

3.2 Model-Data Parallelism

While data parallelism works well for the smaller models. It does not work if the model size cannot be fit into the memory of a single GPU. Model-data parallelism is used to address this problem. Here, data parallelism is still used at convolutional layers but fully-connected layers are instead partitioned and distributed to multiple GPUs. This works because convolutional layers have fewer parameters but more computation.

The parameters at convolutional layers are copied on every GPU and all images within one mini-batch are partitioned and assigned to all GPUs, just as we described in section 3.1. The parameters at fully-connected layers, however, are evenly divided amongst all GPUs. All GPUs then work together to calculate the fully-connected layers and synchronize when necessary. This is similar to the approach presented in [13], even though we are doing it in a scaled up fashion.

3.3 Scaling Efficiency

We tested the scaling efficiency by training a model for an image classification task. The network has 8 convolutional layers and 3 fully-connected layers followed by a 1000-way softmax. Measured by the epoch time, the scalability efficiency and the speedup of going through images are shown in Figure 3. For the convenience of observing the scalability of different parallel strategies, we fixed the number of images processed by each GPU to 64 (slices = 64). The time taken for hybrid parallelism and data parallelism with different numbers of GPUs is shown in the left-hand figure. The data parallelism performs better when the involved GPU number is larger than 16. This is because communication overhead of the data parallel strategy is constant when the size of model is fixed. The speedup is larger with larger batch size as shown in the right-hand figure. Compared with a single GPU, a 47x speedup of going through images is achieved by using 64 GPUs with a mini-batch size of 1024. As the number of GPUs increases, the total device memory is also increasing, and more data can be cached on the device memory. This is helpful for improving parallel efficiency.

The ultimate test for a parallel algorithm is the convergence time, that is, the wall clock time needed for the network to reach a certain accuracy level. Figure 4 compares the time needed for the network to reach 80% accuracy using various numbers of GPUs. Note that a 24.7x speedup is obtained by using 32 GPUs.

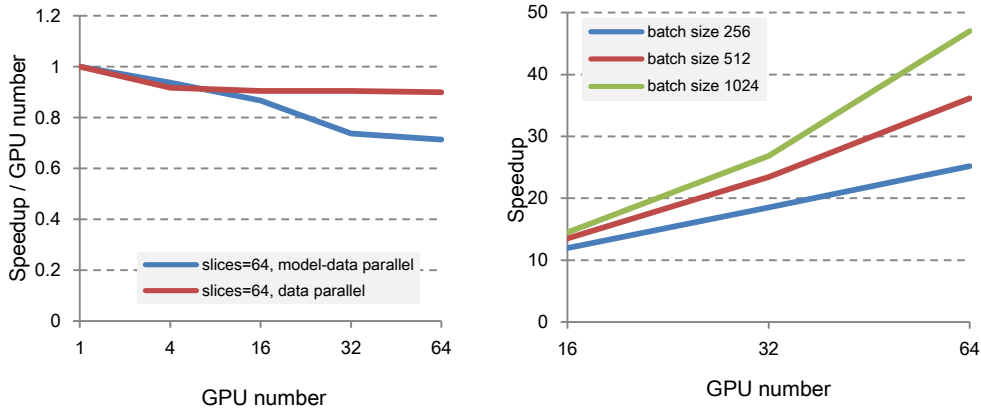


Figure 3: **Left:** The scalability of different parallel approaches. The hybrid parallelism is better when number of GPUs is less than 16. The scalability of data parallelism is better with large numbers of GPU because the communication consuming is constant. **Right:** The speedup of going through images. The larger the batch size is, the larger the speedup is.

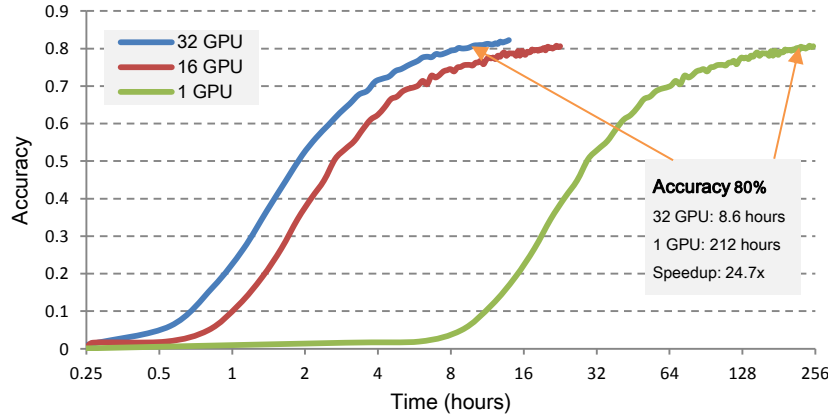


Figure 4: Validation set accuracy for different numbers of GPUs.

4 Training Data

4.1 Data Augmentation

The phrase “the more you see, the more you know” is true for humans as well as neural networks, especially for modern deep neural networks.

We are now capable of building very large deep neural networks up to hundreds of billions parameters thanks to dedicated supercomputers such as Minwa. The available training data is simply not sufficient to train a network of this size. Additionally, the examples collected are often just in a form of ‘good’ data – or a rather small and heavily biased subset of the possible space. It is desired to show the network with more data with broad coverage.

The authors of this paper believe that data augmentation is fundamentally important for improving the performance of the networks. We would like the network to learn the important features that are invariant for the object classes, rather than the artifact of the training images. We have explored many different ways of doing augmentation, some of which are discussed in this section.

It is clear that an object would not change its class if ambient lighting changes, or if the observer is replaced by another. More specifically, this is to say that the neural network model should be less sensitive to colors that are driven by the illuminants of the scene, or the

optical systems from various observers. This observation has led us to focus on some of the key augmentations, such as color casting, vignetting, and lens distortion, as shown in the Figure 5.




Figure 5: Effects of data augmentation.

Different from the color shifting in [12], we perform color casting to alter the intensities of the RGB channels in training images. Specifically, for each image, we generate three Boolean values to determine if the R, G and B channels should be altered, respectively. If one channel should be altered, we add a random integer ranging from -20 to +20 to that channel.

Vignetting means making the periphery of an image dark compared to the image center. In our implementation, there are two randomly changeable variables for a vignette effect. The first is the area to add the effect. The second is how much brightness is reduced.

Lens distortion is a deviation from rectilinear projection caused by the lens of camera. The type of distortion and the degree of distortion are randomly changeable. The horizontal and vertical stretching of images can also be viewed as special kind of lens distortion.

We also adopt some augmentations that were proposed by the previous work, such as flipping and cropping [10, 12]. To ensure that the whole augmented image feeds into the training net, all the augmentations are performed on the cropped image (except cropping).

An interesting fact worth pointing out is that both professional photographers and amateurs often use color casting and vignetting to add an artistic touch to their work. In fact, most filters offered by popular apps like Instagram are no more than various combinations of the two.

Table 1: The number of possible changes for different augmentation ways.

Augmentation	The number of possible changes
Color casting	68920
Vignetting	1960
Lens distortion	260
Rotation	20
Flipping	2
Cropping	82944(crop size is 224x224, input image size is 512x512)

As shown in Table 1, by using different augmentation approaches, the number of training examples explodes and poses a greater challenge in terms of computational resources. However, the resulting model has better accuracy which recoups the cost as evidenced in Figure 6.




Figure 6: Some hard cases addressed by adding our data augmentation.

4.2 Multi-scale Training

We also notice that multi-scale training with high-resolution images works better than single-scale training, especially for recognizing small objects.

Previous work [12, 24] usually downsizes the images to a fixed resolution, such as 256x256, and then randomly crops out slightly smaller areas, such as 224x224, and uses those crops for training. While this method reduces computational costs and the multiple convolutional layers can still capture the multi-scale statistics, the down sampling may disturb the details of small objects, which are important features to distinguish between different classes. If higher-resolution images such as 512x512 are used, there will be more details captured by each 224x224 crop. The model may learn more from such crops. Different from the work [20, 21] that uses scale-jittering method, we have trained separate models at different scales, including high-resolution ones (such as 512x512), and combined them by averaging softmax class posteriors.

As shown in Figure 7, the dragonfly is small and only occupies a small portion of the image. If a model trained by low-resolution images is used, the true class is out of the top-5 prediction. A high-resolution training will capture more features of dragonfly and recognize the image in a second place. The high-resolution model gives similar scores for lacewing, dragonfly, and damselfly due to the similarity in species. However, the low-resolution model distinguishes them clearly by giving scores with large gap. It could be also seen that combining the two models in Figure 7 by simple averaging will give a good prediction. Figure 8 has more examples where a high-resolution model gives the correct answer while the lower-resolution one fails.

Original image	Low-resolution model			High-resolution model		
	Rank	Score	Class	Rank	Score	Class
	01	0.2287	ant	01	0.1026	lacewing
	02	0.0997	damselfly	02	0.0742	dragonfly
	03	0.0570	nematode	03	0.0742	damselfly
	04	0.0546	chainlink fence	04	0.0632	walking stick
	05	0.0522	long-horned beetle	05	0.0390	long-horned beetle
	06	0.0307	walking stick	06	0.0272	leafhopper
	07	0.0287	dragonfly	07	0.0248	nail
	08	0.0267	tiger beetle	08	0.0228	grasshopper
	09	0.0225	doormat	09	0.0191	ant
	10	0.0198	flute	10	0.0151	mantis
	11	0.0198	grey whale	11	0.0146	fly
	12	0.0178	mantis	12	0.0127	hammer
	13	0.0171	lacewing	13	0.0120	American chameleon
	14	0.0161	radiator	14	0.0119	gar
	15	0.0161	scabbard	15	0.0110	chainlink fence
	16	0.0157	slide rule	16	0.0108	padlock
	17	0.0148	fly	17	0.0108	tree frog
	18	0.0129	leafhopper	18	0.0105	cicada
	19	0.0101	cucumber	19	0.0098	screwdriver
20	0.0094	velvet	20	0.0096	harvestman	

Figure 7: Top-20 classification results comparison between the models trained by low-resolution and high-resolution images.

On the other hand, the small crop from a high-resolution image may not contain any object that will mislead the model by giving a label of the whole image. So, a model trained by crops from low-resolution images is also necessary.




Figure 8: Some hard cases addressed by using higher-resolution images for training.

We have trained several models with the images of different scales and they are complementary. The models trained with 256x256 images and 512x512 images could give a top-5 error rate of 7.96% and 7.42% separately for the ImageNet validation dataset (see Section 5), but the fused model by simple averaging gives an error rate of 6.97% - an even better result than each individual model. It is worth noting that all the validation results are also achieved by combining the results of multi-scale images resized from a single one.

5 Experiments

One of the most challenging computer vision benchmarks is the classification task of ImageNet Large-Scale Visual Recognition Challenge (ILSVRC). The task is set to evaluate

the algorithms for large scale image classification. There are more than 15 million images belonging to about 22,000 categories in the ImageNet dataset, and ILSVRC uses a subset of about 1.2 million images which contains 1,000 categories. After the great success of convolutional networks (ConvNets) for this challenge, there is increasing attention both from industry and academic communities to build a more accurate ConvNet system with the help of powerful computing platforms, such as GPU and CPU clusters.

As shown in Table 3, the accuracy has been optimized a lot during the last three years. The best result of ILSVRC 2014, top-5 error rate of 6.66%, is not far from human recognition performance of 5.1% [18]. Our work marks yet another exciting milestone with the top-5 error rate of 5.98%, not just setting the new record but also closing the gap between computers and humans by almost half.

We only use the provided data from the dataset of ILSVRC 2014. Taking advantage of data augmentation and random crops from high-resolution training images, we are able to reduce the risk of overfitting, despite our larger models. As listed in Table 2, one basic configuration has 16 layers and is similar with VGG’s work [20]. The number of weights in our configuration is 212.7M. For other models we have varied the number of the filters at convolutional layers and the neurons at fully-connected layers up to 1024 and 8192, respectively. Six trained models with different configurations, each focusing on various image scales and data augmentation methods respectively, are combined by simple averaging of the softmax class posteriors. The independent training procedure of these models makes them complementary and gives better results than each individual.

Table 2: Basic configuration for one of our models.

Layers	Conv 1-2	Max pool	Conv 3-4	Max pool	Conv 5-6-7		Max pool
# filters	64		128		256		
Conv 8-9-10		Max pool	Conv 11-12-13	Max pool	FC 1-2	FC 3	Softmax
512			512		6144	1000	

Inspired by [19], a transformed network with only convolutional layers is used to test images and the class scores from the feature map of the last layer are averaged to attain the final score. We also tested single images at multiple scales and combined the results, which will cover portions of the images with different sizes, and allow the network to recognize the object in a proper scale. The horizontal flipping of the images are also tested and combined.

Table 3: ILSVRC classification task top-5 performance (with provided training data only).

Team	Year	Place	Top-5 error
SuperVision	2012	1	16.42%
ISI	2012	2	26.17%
VGG	2012	3	26.98%
Clarifai	2013	1	11.74%
NUS	2013	2	12.95%
ZF	2013	3	13.51%
GoogLeNet	2014	1	6.66%
VGG	2014	2	7.32%
MSRA	2014	3	8.06%
Andrew Howard	2014	4	8.11%
DeeperVision	2014	5	9.51%
Deep Image	-	-	5.98%

Table 4: Single model comparison.

Team	Top-1 val. error	Top-5 val. error
GoogLeNet [21]	-	7.89%
VGG [20]	25.9%	8.0%
Deep Image	24.88%	7.42%

As shown in Table 3, the top-5 accuracy has been improved a lot in last three years. Deep Image has set the new record of 5.98% top-5 error rate for test dataset, a 10.2% relative improvement than the previous best result.

The single model accuracy comparison is listed in Table 4 for validation dataset. Our single model configured as Table 2 and trained by 512 by 512 images also outperforms any of the previously published ones.

In addition to having achieved the best classification result to date, our system is also more robust in real world scenarios, thanks to the aggressive data augmentation and the high-resolution images used in our training. Figure 9 shows some of the examples. The first row is the original image from ImageNet, others are captured by cellphone under different conditions. Our system recognizes these images correctly despite extreme transformation.




Figure 9: Experiments to test robustness.

6 Related Work

With the development of deep learning, it becomes possible to recognize and classify visual objects end-to-end without needing to create multi-stage pipelines of extracted features and discriminative classifiers. Due to the huge amount of computation, a lot of effort has been made to build a distributed system to scale the network to very large models. Dean et al. developed DistBelief [8] to train a deep network with billions of parameters using tens of thousands of CPU cores. Within this framework, they developed asynchronous stochastic gradient descent procedure. Costes et al. built a GPU cluster with high speed interconnects, and used it to train a locally-connected neural network [4]. Similar to this work but at a much smaller scale is the work of Paine et al. [17], in which an asynchronous SGD algorithm based on a GPU cluster was implemented. Project Adam [2] is another distributed system built by Microsoft. They trained a large network for ImageNet 22K category object classification task through asynchrony system with 62 machines in ten days and achieved top-1 accuracy of 29.8%. They did not report their result for the 1k classification challenge and so it is hard to compare this work to others. In [24] and [13], the authors also employed data and model parallelism or hybrid parallelization. Their systems are not scaled up and are limited to a single server with multiple GPUs.

We have trained a large convolutional neural network for the ImageNet classification challenge. This work is related to much previous work around this most popular challenge [18], which has become the standard benchmark for large-scale object classification. The SuperVision team made a significant breakthrough in ILSVRC 2012, where they trained a deep convolutional neural network with 60 million parameters using an efficient GPU implementation [12]. Following the success of SuperVision, the winner of the classification task in ILSVRC 2013 was Clarifai, which was designed by using the visualization technique [24] to guide the adjustment of the network architectures. In ILSVRC 2014, the winner GoogLeNet [21] and the runner-up VGG team [20] both increased the depth of the network significantly, and achieved top-5 classification error 6.656% and 7.325%, respectively. Besides the depth, GoogLeNet [21] and VGG [20] used multi-scale data to improve the accuracy. None of these works have used data augmentation and multi-scale training as aggressively as we have, and they have mainly used lower-resolution training images with a smaller network than ours.

7 Conclusion

We have built a large supercomputer dedicated to training deep neural networks. We have chosen the ImageNet classification challenge as the first test case. Compared to previous work, our model is larger, using higher-resolution images and seeing more examples. We have obtained the best results to date.

The success of this work is driven by tremendous computational power, and can also be described as a “brute force” approach. Earlier, Baidu’s Deep Speech used a similar approach for speech recognition and also achieved state-of-the-art results.

It is possible that other approaches will yield the same results with less demand on the computational side. The authors of this paper argue that with more human effort being applied, it is indeed possible to see such results. However, human effort is precisely what we want to avoid.

Acknowledgments

The project started in October 2013, after an interesting discussion on a high-speed train from Beijing to Suzhou. Many thanks to the Baidu SYS group for their help with hosting the Minwa supercomputer and to Zhiqian Wang for helping with benchmarking the hardware components. Thanks to Adam Coates and Andrew Ng for many insightful conversations. Thank you also to Bryan Catanzaro, Calisa Cole, and Tony Han for reviewing early drafts of this paper.

References

- [1] M.Campbell, A.J. Hoane, and F. Hsu. Deep Blue. *Artificial Intelligence* 134, pages 57–59. 2002.
- [2] T. Chilimbi, Y. Suzue, J. Apacible, and K. Kalyanaraman. Project Adam: Building an efficient and scalable deep learning training system. *To appear in the 11th USENIX Symposium on Operating Systems Design and Implementation '14 (OSDI)*, Oct. 2014.
- [3] D.C. Ciresan, U. Meier, L.M. Gambardella, and J. Schmidhuber. Deep big simple neural nets excel on handwritten digit recognition. *CoRR*, 2010.
- [4] A. Coates, B. Huval, T. Wang, D.J. Wu, A.Y. Ng, and B. Catanzaro. Deep learning with COTS HPC. *In ICML*. 2013.
- [5] R. Collobert and J. Weston. A unified architecture for natural language processing: Deep neural networks with multitask learning. *In ICML*, 2008.
- [6] J. Condon and K. Thompson. Belle chess hardware. *Advances in Computer Chess* 3, 1982.
- [7] G. Dahl, D. Yu, L. Deng, and A. Acero. Context-dependent pre-trained deep neural networks for large vocabulary speech recognition. *IEEE Transactions on Audio, Speech, and Language Processing*, 2012.
- [8] J. Dean, G.S. Corrado, R. Monga, K. Chen, M. Devin, Q.V. Le, M.Z. Mao, M.A. Ranzato, A. Senior, P. Tucker, K. Yang, and A.Y. Ng. Large scale distributed deep networks. *In NIPS*. 2012.

- [9] A. Hannun, C. Case, J. Casper, B. Catanzaro, G. Diamos, E. Elsen, R. Prenger, S. Satheesh, S. Sengupta, A. Coates, and A.Y. Ng. DeepSpeech: Scaling up end-to-end speech recognition. *arXiv:1412.5567*, 2014.
- [10] A.G. Howard. Some improvements on deep convolutional neural network based image classification. *CoRR*, abs/1312.5402, 2013.
- [11] R. Hyatt, A. Gower, and H. Nelson. Cray Blitz. *Computers, Chess, and Cognition*, pages 111-130, 1990.
- [12] A. Krizhevsky, I. Sutskever, and G.E. Hinton. Imagenet classification with deep convolutional neural networks. *In NIPS*, volume 1, page 4, 2012.
- [13] A. Krizhevsky. One weird trick for parallelizing convolutional neural networks. *arXiv:1404.5997*, 2014.
- [14] B. C. Kuzmaul. The StarTech massively parallel chess program. *Journal of the International Computer Chess Association*, 18(1), March 1995.
- [15] A. Mnih and G. Hinton. Three new graphical models for statistical language modeling. *In ICML*. 2007.
- [16] A. Mnih and G. Hinton. A scalable hierarchical distributed language model. *The Conference on Neural Information Processing Systems (NIPS)*, pp. 1081–1088. 2008.
- [17] T. Paine, H. Jin, J.C Yang, Z. Lin, and T. Huang. GPU asynchronous stochastic gradient descent to speed up neural network training. *In ICLR*, April 2014
- [18] O. Russakovsky, J. Deng, H. Su, J. Krause, S. Satheesh, S. Ma, Z.H. Huang, A. Karpathy, A. Khosla, M. Bernstein, A.C. Berg, L. Fei-Fei. ImageNet large scale visual recognition challenge. *arXiv:1409.0575*, 2014.
- [19] P. Sermanet, D. Eigen, X. Zhang, M. Mathieu, R. Fergus, and Y. LeCun. OverFeat: Integrated recognition, localization and detection using convolutional networks. *In Proc. ICLR*, 2014.
- [20] K. Simonyan and A. Zisserman. Very deep convolutional networks for large-scale image recognition. *arXiv:1409.1556*, 2014.
- [21] C. Szegedy, W. Liu, Y. Jia, P. Sermanet, S. Reed, D. Anguelov, D. Erhan, V. Vanhocke, and A. Rabinovich. Going deeper with convolutions. *arXiv:1409.4842*, 2014.
- [22] R. Wu, B. Zhang, and M. Hsu. Clustering cillions of data points using GPUs. *In ACM UCHPC-MAW*, 2009.
- [23] O. Yadan, K. Adams, Y. Taigman, and M.A. Ranzato. Multi-gpu training of convnets. *arXiv:1312.5853*, 2013.
- [24] M.A. Zeiler and R. Fergus. Visualizing and understanding convolutional networks. *CoRR*, abs/1311.2901, 2013.