

Recognition of Handwritten MODI Numerals using Hu and Zernike features

Sadanand A. Kulkarni¹, Prashant L. Borde², Ramesh R. Manza³, Pravin L. Yannawar⁴
^{1,2,4} Vision and Intelligent System Lab

³ Bio-Medical Image Processing Laboratory
Department of Computer Science and IT,

Dr. Babasaheb Ambedkar Marathwada University, Aurangabad (MS) India
sankalpsadanand.georai@gmail.com¹, borde.prashantkumar@gmail.com²,
manzaramesh@gmail.com³, pravinyannawar@gmail.com⁴

Abstract: Handwritten automatic character recognition has attracted many researchers all over the world to contribute automatic character recognition domain. Shape identification and feature extraction is very important part of any character recognition system and success of method is highly dependent on selection of features. However feature extraction is the most important step in defining the shape of the character as precisely and as uniquely as possible. This is indeed the most important step and complex task as well and achieved success by using invariance property, irrespective of position and orientation. Zernike moments describes shape, identify rotation invariant due to its Orthogonality property. 'MODI' is an ancient script of India had cursive and complex representation of characters. The work described in this paper presents efficiency of *Zernike* moments over Hu's moment for automatic recognition of handwritten 'MODI' numerals.

Key words: MODI Script, OCR, Hu's moment, Zernike moment

1. INTRODUCTION

India is known for its rich cultural heritage. India is a country where we find large diversity in culture, religions and languages. The research survey conducted by "*Bhasha Research & Publication Centre*", India concluded that India speaks 780 languages out of which 220 languages have been disappeared in last 50 years and another 150 could vanish in next half century [1]. The language is a medium of communication between two individuals and it has two forms that are oral and written. The written language is best known as 'LIPi'. Every language has its own character set, representation structure and rules, but aim was same and that is '*Communication*'. Historically, the medium of communication is one of the sign to show the progress of a society. In this paper the work was concentrated on 'MODI' Script. 'MODI', is an ancient script as compare to other Indian ancient languages. MODI script, was used for writing purpose only, which was a cursive type of writing in '*Marathi*' (primary language spoken in the state of Maharashtra in western India) there are several theories about the origin of this script. One of them claims that in 12th Century MODI was developed by '*Hemadpant*' or '*Hemadri*', (a well-known administrator in the kingdom of '*Mahadev Yadav*' and '*Ramdev Yadav*' ('*Raja Ramdevrai*', Last king of '*Yadav empire*' (1187-1318 at '*Dev giri*'.) [2][3]. Others claim that it was brought by '*Hemadpant*' from *Sri Lanka*. It is a popular notion that only "*Marathi is written in MODI*". The historical evidences, says that The MODI alphabet was invented during the 17th century to write the '*MARATHI*' language of Maharashtra and it was frequently and popularly used for only writing purpose all over the Maharashtra in the era of '*Peshwe*' (Pune) and '*Chatrapati Shivaji Maharaj*'. [4][5][6].

Optical character recognition (OCR) is an important research area under pattern recognition. OCR has been effectively developed for the recognition of printed characters of non-Indian Languages like English. Very strong efforts are going on for the development of OCR for Indian languages especially for '*Devanagari*'. But very less efforts has been done on

‘MODI’[7]. The MODI script includes of 10 distinctive numerals, as numerals in English and ‘*Devanagari*’. The numerals themselves are full of moulds or curves (cursive script). This is due to the influence of ‘*Devanagari*’ writing and need not to lift ‘*Boru*’ (a *Bamboo Pen*) too often. No punctuation marks or conjuncts are used in this script. It does not have any marks to indicate the termination of a sentence and the perpendicular stroke is not used. The numerals of MODI script are written as in Figure 1.

| | | | | | | | | | | |
|------------------|---|---|---|---|---|---|---|---|---|---|
| MODI Numerals: | ० | १ | २ | ३ | ४ | ५ | ६ | ७ | ८ | ९ |
| English Numerals | 0 | 1 | 2 | 3 | 4 | 5 | 6 | 7 | 8 | 9 |

Figure 1. Numerals written in MODI Script.

In this paper an experimental approach has been devised used to compare and evaluate the performance of Hu’s invariant features and Zernike moments on ‘MODI’ numerals. This paper is organized in four sections section first describes the general background about ‘MODI’, section 2, describes about methodology and feature extraction, section 3 describes results and section 4 presents conclusion.

2. METHODOLOGY AND FEATURE EXTRACTION

OCR systems scan the documents printed on a paper as an image and recognize the characters present in the document image. Many OCR systems have been developed for different languages. The paper describes the efforts made towards the development of an OCR system for recognition of ‘MODI’ numerals. The objective of this research paper is to recognize ‘MODI’ numeral based on the Hu invariant and Zernike Features. The set of handwritten ‘MODI’ numerals were formed. The numeral database is made up-of 10 numerals with 10 sample of each numeral. The size of the set was 100 numerals. This data set was divided in principal of 70-30 ratio and 70% samples were used for training purpose and 30% samples were used for testing. Figure 2 shows schematic representation of steps involved in general recognition system.

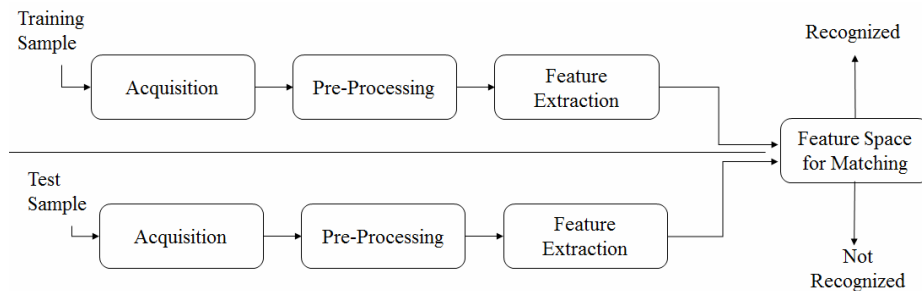


Figure 2: General overview of recognition system

- a. *Data acquisition*: It is first step in training and testing, it acquires the data from the user and formulated set of training samples and testing samples. Each subject is provided a sheet of paper for writing a numerals. Each subject was asked to write 10 repetition of numerals. All samples were written by blue ink pen. This input data is sampled in to numeral set.
- b. *Pre-Processing*: each numeral from the data set was pre-processed so as to obtain good discriminating features and to be used at the time of recognition of numerals. The preprocessing includes foreground and background separation of numerals so that foreground information will contain information about the shape of numerals. Morphological operation such as ‘opening’ and ‘closing’ were performed. The ‘Top Hat’ transform were used for extracting small elements and details of numeral and further subtracted from original representation of numerals.











| | | | | | | | | | | |
|--------------------------------|---|---|---|---|---|---|---|---|---|---|
| Sample character |  |  |  |  |  |  |  |  |  |  |
| | Zero | One | Two | Three | Four | Five | Six | Seven | Eight | Nine |
| No of occurrences in Known set | 7 | 7 | 7 | 7 | 7 | 7 | 7 | 7 | 7 | 7 |

Table 2.a) Training Sample set of 'MODI' Numerals (Sample size 70, Known Set)











| | | | | | | | | | | |
|----------------------------------|---|---|---|---|---|---|---|---|---|---|
| Sample character |  |  |  |  |  |  |  |  |  |  |
| | Zero | One | Two | Three | Four | Five | Six | Seven | Eight | Nine |
| No of occurrences in Unknown set | 3 | 3 | 3 | 3 | 3 | 3 | 3 | 3 | 3 | 3 |

Table 2.b) Test sample set of 'MODI' Numerals (Sample size 30, Un-known set)

c. *Feature extraction*: the preprocessed numeral data set was sent to feature extraction process where Hu's seven moments and Zernike moments were calculated.

a. *Hu's Seven Moment*: Hu formulated seven moments describing, $\phi_1 - \phi_6$ are defined as absolute orthogonal invariants moments independent of position, size and orientation and ϕ_7 is skew orthogonal invariant [8][9]. These features are capable of recognizing properties of character, numeral.

Hu's seven invariant moment are defined as(1)

$$\begin{aligned} \phi_1 &= n_{20} + n_{02} \\ \phi_2 &= (n_{20} - n_{02})^2 + 4n_{11}^2 \\ \phi_3 &= (n_{30} - 3n_{12})^2 + (3n_{21} - \mu_{03})^2 \\ \phi_4 &= (n_{30} - 3n_{12})^2 + (n_{21} + \mu_{03})^2 \\ \phi_5 &= (n_{30} - 3n_{12})(n_{30} + n_{12})[(n_{30} + n_{12})^2 - 3(n_{21} + n_{03})^2] + (3n_{21} - n_{03})(n_{21} + n_{03})[3(n_{30} + n_{12})^2 - (n_{21} + n_{03})^2] \\ \phi_6 &= (n_{20} - 3n_{02})[(n_{30} + n_{12})^2 - (n_{21} + n_{03})^2] + 4n_{11}(n_{30} + n_{12})(n_{21} + n_{03}) \\ \phi_7 &= (3n_{21} - n_{03})(n_{30} + n_{12})[(n_{30} + n_{12})^2 - 3(n_{21} + n_{03})^2] - (n_{30} - 3n_{12})(n_{21} + n_{03})[3(n_{30} + n_{12})^2 - (n_{21} + n_{03})^2] \end{aligned}$$

After preprocessing feature for each sample have been extracted and stored in to feature matrix known as 'training matrix'. Table 2.c and 2.d shows, extracted features of training set and test respectively. The Moment 1- Moment 6 are moments independent of position, size and Moment 7 represents is skew orthogonal invariant moment for training sample and test sample.

This training matrix will be loaded on feature space where test sample will be matched with the training sample.

| Known Set | Moment 1 | Moment 2 | Moment 3 | Moment 4 | Moment 5 | Moment 6 | Moment 7 |
|-----------|----------|----------|----------|----------|----------|----------|----------|
| 1 | 0.439297 | 3.158586 | 4.012586 | 5.351023 | -10.1121 | -6.93292 | 10.29011 |
| 2 | 0.382928 | 3.595967 | 3.834408 | 5.128674 | -9.64348 | -7.06116 | -10.034 |
| 3 | 0.37414 | 2.657597 | 3.404188 | 4.168286 | -8.36224 | -5.57721 | -7.99057 |
| 4 | 0.374284 | 2.952558 | 4.064879 | 5.004821 | -9.53989 | 8.785265 | -11.0414 |
| 5 | 0.333618 | 2.485306 | 2.767584 | 4.434869 | 8.600354 | 5.737029 | -8.05288 |
| 6 | 0.356483 | 2.586913 | 3.862189 | 4.387529 | 8.591275 | -5.71788 | 8.770516 |
| 7 | 0.363878 | 2.733977 | 4.270367 | 4.6337 | -9.10186 | 6.004951 | -9.65836 |
| 8 | 0.47957 | 3.622837 | 2.330934 | 2.712687 | -5.44017 | -5.59186 | -5.34107 |
| 9 | 0.497947 | 2.960142 | 2.590292 | 2.804096 | -5.52694 | -4.78791 | -5.9778 |
| : | : | : | : | : | : | : | : |

Table 2.c) Hu's invariant seven moments for training set

| Unknown Set | Moment 1 | Moment 2 | Moment 3 | Moment 4 | Moment 5 | Moment 6 | Moment 7 |
|-------------|----------|----------|----------|----------|----------|----------|----------|
| 1 | 0.387275 | 2.307326 | 3.17545 | 4.259291 | -8.13904 | 5.689312 | -8.11593 |
| 2 | 0.379495 | 2.161759 | 3.292866 | 4.931223 | -9.05 | -7.21844 | 9.801051 |
| 3 | 0.390281 | 2.129297 | 4.12504 | 4.254466 | -9.35688 | 5.338704 | -8.44749 |
| 4 | 0.53094 | 2.584335 | 2.576851 | 3.154369 | -6.08301 | -5.0265 | 6.319333 |
| 5 | 0.541137 | 2.791727 | 2.673677 | 3.010969 | -5.86601 | -4.51149 | -6.47575 |
| 6 | 0.528966 | 3.175982 | 2.48736 | 3.228653 | -6.08882 | 5.627216 | -7.08898 |
| 7 | 0.433472 | 1.881233 | 1.679941 | 3.289701 | 5.820306 | 4.24049 | -6.13503 |
| 8 | 0.496608 | 2.229467 | 2.209507 | 4.24421 | 9.232714 | 5.748193 | 7.471133 |
| 9 | 0.402505 | 1.739009 | 1.407491 | 2.894235 | -5.05415 | -3.80841 | 5.739697 |
| : | : | : | : | : | : | : | : |

Table 2.d) Hu's seven invariant moments for test set

- b. *Zernike Moment*: Zernike moments are constructed using a set of complex polynomials which form a complete orthogonal set on the unit disk with $(x^2 + y^2) = 1$.

$$Z_{mn} = \frac{m+1}{\pi} \int \int_{x,y} I(x,y) [V_{mn}(x,y)] dx dy \quad (2)$$

Where m and n define the order of moment and $I(x,y)$ the gray level of a pixel of image I on which the moment is calculated. The Zernike polynomials $V_{mn}(x,y)$ are expected in polar coordinates as follows:

$$V_{mn}(r,\theta) = R_{mn}(r) e^{-jn\theta} \quad (3)$$

Where, $R_{mn}(r)$ is called as orthogonal radial polynomial.

$$R_{mn}(r) = \sum_{s=0}^{\frac{m-|n|}{2}} (-1)^s \frac{(m-s)!}{s! \left[\frac{m+|n|}{2} - s \right]! \left[\frac{m-|n|}{2} - s \right]!} r^{m-2s} \quad (4)$$

Moments Z_{mn} are invariant under rotation and scale changes

Zernike Moments are the pure statistical measure of pixel distribution around center of gravity of characters and allow capturing information just at single boundary point. They can capture some of the global properties missing from the pure boundary-based representations like the overall image orientation [10]. Table 2.e. shoes calculated Zernike moment feature up to 9th order for sample figure from Known set.




























| | | | | | | | | | |
|---------------------|---|---|---|---|---|---|--|---|---|
| Order |  |  |  |  |  |  |  |  |  |
| Character |  |  |  |  |  |  |  |  |  |
| Moment in character |  |  |  |  |  |  |  |  |  |

Table 2.e Zernike moment feature up to 9th order

These feature were calculated for all the samples of training set and test set. The 'Zernike Feature Matrix' for the samples are as shown in table 2.f) and 2.g)

| Known set | Moment 1 | Moment 2 | Moment 3 | Moment 4 | Moment 5 | Moment 6 | Moment 7 | Moment 8 | Moment 9 |
|-----------|----------|----------|----------|----------|----------|----------|----------|----------|----------|
| 1 | 53322.64 | 121.7217 | -74066.2 | 1481.323 | 212.0719 | -1535.74 | -36528.9 | -5185.22 | -800.895 |
| 2 | 49294.11 | -1266.11 | -63547.8 | -375.652 | 323.5623 | -851.935 | -46475.3 | -635.96 | -14.2356 |
| 3 | 48092.17 | -1596.11 | -62890.8 | -1847.22 | -985.192 | -1618.91 | -38918.5 | 1152.894 | -1561.09 |
| 4 | 45896.15 | -2006.54 | -62571.8 | -1345.87 | 703.5545 | 683.5055 | -36179.2 | 2224.702 | -1463.05 |
| 5 | 45803.84 | -4439.96 | -56455.3 | -604.397 | 1968.58 | -26.4453 | -45929.5 | 178.6441 | -906.199 |
| 6 | 46429.63 | -1582.23 | -60513.3 | -726.836 | -410.965 | 755.7271 | -40777.8 | -1090.52 | -1773.75 |
| 7 | 44825.35 | -1167.92 | -60067.4 | 1030.914 | -188.358 | -330.664 | -37607.5 | -4097.22 | -1606.35 |
| 8 | 50364.9 | -2676.14 | -80992 | 1612.514 | 13753.8 | -231.175 | 6494.894 | -8779.76 | 4018.426 |
| 9 | 48349.36 | -4653.37 | -82895.9 | 2920.175 | 14634.18 | 1098.684 | 15429.96 | -11378.3 | 3208.953 |
| : | : | : | : | : | : | : | : | : | : |

Table 2.f) Zernike moment features for training set

| Unknown set | Moment 1 | Moment 2 | Moment 3 | Moment 4 | Moment 5 | Moment 6 | Moment 7 | Moment 8 | Moment 9 |
|-------------|----------|----------|----------|----------|----------|----------|----------|----------|----------|
| 1 | 48650.8 | -1120.81 | -67239.4 | -1831.47 | 51.90191 | 1384.498 | -32903.6 | 544.1293 | -852.105 |
| 2 | 47282.71 | -1626.01 | -64656.9 | -2827.65 | 967.931 | 1153.349 | -33237.5 | 3976.857 | -1383.42 |
| 3 | 49388.96 | -1304.88 | -68211.1 | -3715.61 | 775.8612 | -565.823 | -32360.2 | 3877.331 | -876.332 |
| 4 | 49965.1 | -5893.27 | -86784.9 | 4831.817 | 15178.24 | 3659.857 | 16232 | -15651.9 | 2563.062 |
| 5 | 57778.97 | -5182.62 | -95118 | 2753.735 | 17563.01 | 967.2171 | 15202.92 | -13331 | 3875.949 |
| 6 | 56173.1 | -2982.99 | -90803.8 | 3061.323 | 14079.3 | -293.222 | 7028.28 | -12055 | 4393.604 |
| 7 | 43088.02 | 1923.122 | -69706.2 | -7747.75 | -4192.69 | -8418.99 | 14710.3 | 24625.47 | -425.281 |
| 8 | 52035.39 | 216.0475 | -83802.2 | -6704.84 | -444.446 | -7280.27 | 15660.38 | 21300.46 | 538.981 |
| 9 | 48650.8 | -1120.81 | -67239.4 | -1831.47 | 51.90191 | 1384.498 | -32903.6 | 544.1293 | -852.105 |
| : | : | : | : | : | : | : | : | : | : |

Table 2.g) Zernike moment features for test set

3. EXPERIMENTAL RESULTS

The recognition of samples were done by using Hu's seven invariant features and Zernike moment. These features were calculated for all sample of training set and stored for recognition purpose. Similarly Hu's seven invariant features and Zernike features for test set was also formed and stored. This feature vector of training sample using Hu' seven invariant moments was loaded and test sample feature were checked for recognition 'Euclidean' distance classifier. The 'Euclidean' distance provides information between each pair (one vector from test set and other vector from training set) of observations. The distance matrix of training sample and test sample using Hu's seven invariant moment was shown in table 3.a.











| Sample character |  |  |  |  |  |  |  |  |  |  |
|---|---|---|---|---|---|--|---|---|---|---|
| | Zero | One | Two | Three | Four | Five | Six | Seven | Eight | Nine |
| Character | 1 | 2 | 3 | 4 | 5 | 6 | 7 | 8 | 9 | 10 |
| Unknown/Test set Fig. No. | 1 to 3 | 4 to 6 | 7 to 9 | 10 to 12 | 13 to 15 | 16 to 18 | 19 to 21 | 22 to 24 | 25 to 27 | 28 to 30 |
| Expected Match in Known set/Training set (Must be in between) | 1 to 7 | 8 to 14 | 15 to 21 | 22 to 28 | 29 to 35 | 36 to 42 | 43 to 49 | 50 to 56 | 57 to 63 | 64 to 70 |
| Result for Unknown set (Fig No) | | | | | | | | | | |
| Matched in Known set (fig no) | 7,1,7 | 20,14,34 | 29,17,16 | 26,28,55 | 35,29,27 | 63,41,26 | 43,47,46 | 54,51,51 | 62,61,61 | 49,44,42 |
| Hit | 3 | 1 | 2 | 2 | 3 | 1 | 3 | 3 | 3 | 0 |
| Miss | 0 | 2 | 1 | 1 | 0 | 2 | 0 | 0 | 0 | 3 |
| Hit % | 100 | 33.33 | 66.66 | 66.66 | 100 | 33.33 | 100 | 100 | 100 | 0 |

Table 3.a: Distance Matrix of test set and training set

Table 3.a shows that, total 30 test sample features were checked with 70 training sample. The total correctly recognized sample were 21 and 9 were not recognized, they are misclassified. The overall recognition using Hu's seven invariant moment will be 70%. In order to measure

the performance of Zernike features on same set of training and test the distance matrix was calculated as shown in table 3.b.











| Sample character |  |  |  |  |  |  |  |  |  |  |
|---|---|---|---|---|---|--|---|---|---|---|
| | Zero | One | Two | Three | Four | Five | Six | Seven | Eight | Nine |
| Character | 1 | 2 | 3 | 4 | 5 | 6 | 7 | 8 | 9 | 10 |
| Unknown set Fig. No. | 1 to 3 | 4 to 6 | 7 to 9 | 10 to 12 | 13 to 15 | 16 to 18 | 19 to 21 | 22 to 24 | 25 to 27 | 28 to 30 |
| Expected Match in Known set (Must in between) | 1 to 7 | 8 to 14 | 15 to 21 | 22 to 28 | 29 to 35 | 36 to 42 | 43 to 49 | 50 to 56 | 57 to 63 | 64 to 70 |
| Result for Unknown set (Fig No) | 4,4,4 | 9,14,14 | 19,21,68 | 27,23,12 | 31,31,34 | 41,41,40 | 43,65,48 | 56,52,54 | 62,63,60 | 70,49,70 |
| Match in Known set (fig no) | | | | | | | | | | |
| Hit | 3 | 3 | 2 | 2 | 3 | 3 | 2 | 3 | 3 | 2 |
| Miss | 0 | 0 | 1 | 1 | 0 | 0 | 1 | 0 | 0 | 1 |
| Hit % | 100 | 100 | 66.66 | 66.66 | 100 | 100 | 66.66 | 100 | 100 | 66.66 |

Table 3.b. Distance matrix of test set and training set based on Zernike features. Table 3.b shows that out of 30 test samples 26 were recognized as correct samples over training matrix of 70 samples, whereas only 04 samples were not recognized correctly. The overall recognition rate of Zernike moment using Zernike feature is 86.66%. The results clearly indicates that Zernike feature has increased recognition rate of system. Table 3.c. shows the performance of recognition system based on Hu's seven invariant moments and Zernike moments.

| Training set of 70 Sample | Hu's seven invariant features | | | Zernike features | | |
|---------------------------|-------------------------------|----|--------|------------------|----|--------|
| | TP | TN | RR | TP | TN | RR |
| Total 30 Test Sample | 21 | 09 | 70.00% | 26 | 04 | 86.66% |

TP: Total True Positive, TN: Total True Negative

Table 3.c. Performance of Features used in recognition of MODI Numerals

4. CONCLUSION

This piece of work mainly focused on the feature extraction of Hu's seven invariant moment and Zernike moment feature for the recognition of MODI numerals. The Zernike moment features are found to be more reliable and accurate feature for recognition of handwritten MODI numerals as compared with Hu's seven invariant moment.

REFERENCES:

1. David Lalmalsawma, India Insights, Reuters, Edition US, 7 Sept 2013. "India speaks 780 languages, 220 lost in last 50 years – survey" <http://apresearch.org/india-speaks-780-languages-220-lost-in-last-50-years-survey-india-insight>. Accessed 28 March 2014

2. M.Y. Savant, Kriti Rakshana, a bi monthly publication of the national mission for manu script, vol 1 no 1, August 2005, page 16. "Marathi MODI Script: Origin, Evolution and Significance"
[http://www.namami.org/kriti%20rakshana_7vol/1/final pdf/final newsletter.pdf](http://www.namami.org/kriti%20rakshana_7vol/1/final%20pdf/final%20newsletter.pdf).
 Accessed 28 March 2014
3. Rakesh A. Ramraje, Global Online Electronic International Interdisciplinary Research Journal (GOEIIRJ), vol II Issue 1, June 2013. "HISTORY OF MODI SCRIPT IN MAHARASHTRA"
["http://goeirj.com/upload/may2013/8.pdf"](http://goeirj.com/upload/may2013/8.pdf) Accessed 30 March 2014
4. Besekar D. N., Ramteke R. J., *International Journal of Systems, Algorithms & Applications*, Volume 2, Issue ICRASE12, November 2012, ISSN Online: 2277-2677 "Feature Extraction Algorithm for Handwritten Numerals Recognition of MODI Script using Zoning-based Approach".
5. Naren Ranadive, Randives Indian Antiquities and Inscriptions, "The Origin and Development of Indian Writing System – MODI Script of Maharashtra",
["http://narendranath.webs.com"](http://narendranath.webs.com) Accessed 20 March 2014.
6. D. N. Besekar, R. J. Ramteke, *International Journal of Computer Applications*, vol. 64, no. 3, February 2013. "Study for Theoretical Analysis of Handwritten MODI Script – A Recognition Perspective".
7. Reza Kasyauqi Sabhara, Chin-Poo Lee, Kian-Ming Lim, *Smart Computing Review*, vol. 3, no. 3, June 2013, pp 166-173. "Comparative study of Hu Moments and Zernike Moments in Object Recognition".
8. A S Ramteke, G S Katkar, *International Journal of ICT and Management*, vol. 1, Issue. 1, February 2013, "Recognition of Off-line Modi Script : A Structure Similarity Approach".
9. Ming-Kuei Hu, *IRE Transactions on Information Theory*, 1962, pp 179-187, "Visual Pattern Recognition by Moment Invariants",
10. Jyotsnarani Tripathy, *International Journal of Computer Applications* (0975– 8887) Volume 8– No.8, October 2010 "Reconstruction of Oriya Alphabets Using Zernike Moments".