

Half-metallic ferrimagnetism in hypothetical half-Heusler compounds CoCrX(X=Si, Ge, Sn)

L. Feng^{a,*}, E. K. Liu^b, W. X. Zhang^a, W. H. Wang^b, G. H. Wu^b

^a*Computational Condensed Matter Physics Laboratory, Department of Physics, Taiyuan University of Technology, Taiyuan 030024, People's Republic of China*

^b*Beijing National Laboratory for Condensed Matter Physics, Institute of Physics, Chinese Academy of Sciences, Beijing 100190, People's Republic of China*

Abstract: We investigate the electronic structure and magnetism of hypothetical half-Heusler compounds CoCrX(X=Si, Ge and Sn) using the ab initio density functional theory(DFT) calculations. For three compounds the ferromagnetic state is more favorable than the paramagnetic state. The calculations reveal that CoCrSi, CoCrGe and CoCrSn are half-metallic (HM) ferrimagnets with the same magnetic moment of $1.00 \mu_B$ per formula unit, which agrees with the Slater-Pauling rule. The half-metallicity of CoCrX(X=Si, Ge and Sn) can be retained even when their lattice constants are changed near the equilibrium lattice constants.

Spintronics is an emerging field in nanoscale electronics which uses the spin of electrons, rather than an electric charge, to encode and process data¹⁻³. Half-metallic materials with complete spin polarization at the Fermi level are highly attractive for spintronics applications because of their high spin polarization. This kind of materials has great attraction to scientific researchers due to their potential device applications such as nonvolatile magnetic random access memories(MRAM) and magnetic sensors^{4,5}. The concept of half-metallic ferromagnets was first introduced by de Groot et al.^{6,7}, on the basis of band structure calculations in NiMnSb and PtMnSb half-Heusler phases. Half-metallic materials have been found theoretically in many

* Corresponding author.
E-mail address:fenglin@tyut.edu.cn

materials, for example ferromagnetic metallic oxides⁸⁻¹⁰, dilute magnetic semiconductors^{11,12}, zincblende compounds¹³⁻¹⁷, full-Heusler compounds¹⁸⁻²¹ and half-Heusler compounds²²⁻²⁴. Half-Heusler compounds, which have the chemical formula XYZ, crystallize in the face-centered cubic $C1_b$ structure with the space group $F-43m^{22}$. In this structure, X, Y and Z atoms occupy $(1/4,1/4,1/4)$, $(0,0,0)$ and $(1/2,1/2,1/2)$ sites, respectively and $(3/4,3/4,3/4)$ site is empty.

The search for possible materials for spintronic applications has led to numerous studies on different materials. Half-metallic properties of CoCrP and CoCrAs half-Heusler compounds have been studied by first-principle calculations²³. They are found to be HM ferromagnets with a magnetic moment of $2 \mu_B$ per formula unit. They both have large spin-flip energy and wide band gaps. Experimental synthesized bulk CoCrGe is a Ni_2In type structure, and is not half-metallic. The materials applied in spintronics are mostly used in the form of thin film. The structure of thin film is dramatically affected by the substrate. The thin film materials with a different structure from its bulk one may be obtained by controlling the growth condition. In the present paper, the electronic structure of the hypothetical half-Heusler compounds CoCrX(X=Si, Ge, Sn) are first studied by first-principle calculations.

The pseudopotential method with a plane-wave basis set based on density-functional theory was used in our calculations²⁴. The exchange and correlation effects were treated using the generalized gradient approximation (GGA)²⁵. The plane wave basis set cut-off was 400 eV for all of the cases, and 120 k-points were employed in the irreducible Brillouin zone. These parameters ensure good convergences for the total energy. The convergence tolerance for the calculations was selected as the difference in the total energy within the 10^{-6} eV/atom.

The predicted equilibrium lattice constants and the energy differences between the paramagnetic and ferromagnetic phases are tabulated in Table I. The predicted equilibrium lattice constants are obtained by performing the geometry optimization calculation. We find for all cases the ferromagnetic phase to be more favorable in energy than the corresponding paramagnetic phase. Fig. 1, Fig. 3 and Fig. 5 presents the spin-polarized total densities of states (DOS) and atom-projected DOS the

spin-dependent band structures of the CoCrX(X=Si, Ge, Sn) compounds at their optimized lattice constant. It is obvious that the majority-spin bands are metallic, whereas a semiconducting gap exists around the Fermi level for minority-spin bands. Therefore, the hypothetical half-Heusler compounds CoCrX(X=Si, Ge, Sn) are HF materials. We can find that the X atoms provide *s-p* states to hybridize with *d* electrons and determine the degree of occupation of the *p-d* orbitals. In the majority-spin component, Cr *3d* states are mostly occupied and hybridized with Co *3d* electrons; in the minority spin part, local and mostly nonhybridized Cr *3d* states are found at about 1 eV above Fermi level. The total DOS around the Fermi level mostly comes from the electrons at Co *d*, Cr *d*, and Si *p*, Ge *p* or Sn *p*. The majority-spin *d* states of Cr at around 0 eV and the minority-spin *d* states of Cr at around 1.0 eV result in a large exchange splitting in each of the three alloys. For CoCrSi, CoCrGe and CoCrSn, the valence band maximums(VBMs) are located at -0.66, -0.55, and -0.08 eV and the conduction band minimums(CBMs) are at 0.01, 0.26, and 0.38 eV, respectively. Thus, the band gaps of CoCrSi, CoCrGe, and CoCrSn are 0.67, 0.81 eV and 0.46 eV, respectively(tabulated in TABLE I). These values are much wider than that of NiCrSe, NiCrTe,²⁶ and NiVAs²⁷. As tabulated in TABLE I, the spin-flip energy(E_{HMg}) of CoCrSi, CoCrGe and CoCrSn are 0.66, 0.55 and 0.08 eV, respectively. The E_{HMg} of CoCrSi and CoCrGe are much larger than that of NiCrP, NiCrSe, NiCrTe²⁶, NiVAs²⁷, FeMnSb²⁸ and CoMnSb²⁹.

The spin-dependent band structures of the CoCrX(X=Si, Ge, Sn) compounds at their optimized lattice constant are plotted in Fig. 1-3. For CoCrSi and CoCrGe, the majority- and minority-spin bands, which range from -6 eV to -3 eV, are due to the p-d hybridization of Si *3p*, Ge *4p* or Sn *5p* states with Co *3d* and Cr *3d* states. The upper majority- and minority spin dispersed bands are mainly composed of hybridized Co *3d* and Cr *3d* states. These bands show strong *d-d* hybridization characters. The origin of the gap is mainly attributed to the covalent hybridization between the *d* states of the Co and Cr atoms, leading to the formation of bonding and antibonding bands with a gap in between. The bonding hybrids are localized mainly at the Co atoms whereas the antibonding states are mainly at the Cr sites. In the minority-spin

band structure of CoCrSi and CoCrGe, the VBMs are at the L-point and the CBMs at X-point. In the minority-spin band structure of CoCrSn, the VBM is at the Γ -point and the CBM at the X-point.

As TABLE I shows, the magnetic moment calculations show that CoCrSi, CoCrGe and CoCrSn have the same total magnetic moment of $1.00 \mu_B$ per formula unit. The magnetic moments on Cr, Co, and Si atoms of CoCrSi are 1.56, -0.42, and $0.14 \mu_B$. For CoCrGe, the magnetic moments of Cr, Co, and Ge atoms are 1.72, -0.58, and $0.14 \mu_B$, respectively. Those of Cr, Co, and Sn atoms of CoCrSn are 2.22, -0.98, and $0.14 \mu_B$, respectively. It can be found that the calculated magnetic moment of Co atom is a negative value while the moment of Cr is positive. It is due to that the interaction of Cr d and Co d states makes the minority-spin Co d states below the Fermi level and the minority-spin Cr d states above the Fermi level, giving rise to more electrons filling in the minority-spin Co d states and less electrons filling the minority-spin Cr d states. The minority-spin Co d electrons more than the majority-spin Co d electrons results in a negative value of magnetic moment on the Co atom. The integer total magnetic moment, which is a typical characteristic of HM ferromagnets, obeys the Slater-Pauling rule for the half-Heusler alloys³⁰: $M_t = Z_t - 18$; where M_t is the total magnetic moment (in μ_B) per formula unit and Z_t is the total number of valence electrons (Co, Cr, Si, Ge, and Sn atoms have 9, 6, 4, 4 and 4 valence electrons, respectively).

In order to investigate the sensitivity of the half-metallicity to lattice constant change in detail, we also calculated the electronic structures and magnetism of CoCrSi, CoCrGe and CoCrAs for lattice constant change in the ranges of 5.20–5.85 Å, 5.15–5.85 and 5.2–5.9 Å, respectively. Fig. 4–6 illustrates the half-metallic state, the spin polarization, the calculated total magnetic moment, and the magnetic moments of the Co and Cr atoms as a function of lattice constant in CoCrSi, CoCrGe and CoCrSn. The calculations indicate that the majority-spin bands are metallic. When the lattice constant changes, the Fermi level moves. The alloys lose their half-metallicity and have metallic property when the Fermi level is beyond the gap. Therefore, the half-metallic region for CoCrSi, CoCrGe and CoCrSn are in the range of 5.38–5.77 Å,

5.32 – 5.75 Å and 5.35 – 5.84 Å. That means CoCrSi, CoCrGe and CoCrSn can maintain their half-metallicity when their lattice constants are changed by -0.2% – 7.1%, -3.1% – 4.7% and -7.8% – 0.7% relative to the equilibrium lattice constants, respectively. The half-metallicity of CoCrGe are more robust against lattice constant change than that of NiCrP (-3%–2%), NiCrTe (-1.5%–3%), NiCrSe (0%–3.5%)²⁶, and NiMnSb (-2%–3%)³¹. Therefore, CoCrGe alloys would be applied in the thin films and layers for spin valves and magnetic tunnel junctions. They can also be used as electrodes in tunnel junctions. Fig. 4-6 also presents the spin polarization, the calculated total magnetic moment, and the magnetic moments of the Co and Cr atoms as a function of lattice constant. The calculated total magnetic moment is 1 μ_B within the all range of HF regions. The calculated magnetic moments of the Co and Cr atoms increase with increasing lattice constant.

We have investigated the electronic band structures for the hypothetical half-Heusler alloys CoCrX (X=Si, Ge and Sn) to search for new HMFs. The total-energy calculations show that for all compounds the ferromagnetic state is more favorable than the paramagnetic state. We predict that CoCrX (X=Si, Ge and Sn) with C1_b structure are likely to be true HMFs.

References:

- ¹M. Shaughnessy, C. Y. Fong, Ryan Snow, L. H. Yang, X. S. Chen, Z. M. Jiang, Phys. Rev. B 82 (2010) 035202.
- ²L. Damewood, C. Y. Fong, Phys. Rev. B 83 (2011) 113102.
- ³M. Shaughnessy, C. Y. Fong, Ryan Snow, K. Liu, J. E. Pask, L. H. Yang, Appl. Phys. Lett. 95 (2009) 022515.
- ⁴I. Zutic, J. Fabian, S. Das Sarma, Rev. Mod. Phys. 76 (2004) 323.
- ⁵S. A. Wolf, D. D. Awschalom, R. A. Buhrman, J. M. Daughton, S. von Molnar, M. L. Roukes, A. Y. Chtchelkanova, D. M. Treger, Science 294 (2001) 1488.
- ⁶R. A. de Groot, F. M. Mueller, P. G. van Engen, K. H. J. Buschow, Phys. Rev. Lett. 20 (1983) 2024.
- ⁷R. A. de Groot, K. H. J. Buschow, J. Magn. Mater. 54–57 (1986) 1377.

- ⁸Z. Szotek, W. M. Temmerman, A. Svane, L. Petit, G. M. Stocks, H. J. Winter, J. Magn. Magn. Mater. 272–276 (2004) 1816.
- ⁹W. Song, J. Wang, Z. Wu, Chem. Phys. Lett. 482 (2009) 246.
- ¹⁰S. Lv, H. Li, D. Han, Z. Wu, X. Liu, J. Meng, J. Magn. Magn. Mater. 323 (2011) 416.
- ¹¹Y. Zhang, W. Liu, H. Niu, Solid State Commun. 145 (2008) 590.
- ¹²Y. Saeed, S. Nazir, A. Shaukat, A. H. Reshak, J. Magn. Magn. Mater. 322 (2011) 3214.
- ¹³I. Galanakis, P. Mavropoulos, Phys. Rev. B 67 (2003) 104417.
- ¹⁴Y. Q. Xu, B. G. Liu, D. G. Pettifor, Physica B 329–333 (2003) 1117.
- ¹⁵K. L. Yao, G. Y. Gao, Z. L. Liu, L. Zhu, Solid State Commun. 133 (2005) 301.
- ¹⁶K. L. Yao, G. Y. Gao, Z. L. Liu, L. Zhu, Y. L. Li, Physica B 366 (2005) 62.
- ¹⁷X. F. Ge, Y. M. Zhang, J. Magn. Magn. Mater. 321 (2009) 198.
- ¹⁸H. C. Kandpal, G. H. Fecher, C. J. Felser, J. Phys. D: Appl. Phys. 40 (2007) 1507.
- ¹⁹G. D. Liu, X. F. Dai, H. Y. Liu, J. L. Chen, Y. X. Li, G. Xiao, G. H. Wu, Phys. Rev. B 77 (2008) 14424.
- ²⁰V. Sharma, A. K. Solanki, A. Kashyap, J. Magn. Magn. Mater. 322 (2010) 2922.
- ²¹S. Kervan, N. Kervan, Intermetallics 19 (2011) 1642.
- ²²B. R. K. Nanda, I. Dasgupta, J. Phys.: Condens. Matter 15 (2003) 7307.
- ²³Z. Y. Yao, Y. S. Zhang, and K. L. Yao, Appl. Phys. Lett. 101 (2012) 062402.
- ²⁴M. D. Segall, P. J. D. Lindan, M. J. Probert, C. J. Pickard, P. J. Hasnip, S. J. Clark, M. C. Payne, J. Phys.: Condens. Matter. 14 (2002) 2717.
- ²⁵E. Wimmer, H. Krakauer, M. Weinert, A. J. Freeman, Phys. Rev. B 24 (1981) 864.
- ²⁶M. Zhang, X. Dai, H. Hu, G. Liu, Y. Cui, Z. Liu, J. Chen, J. Wang, and G. Wu, J. Phys.: Condens. Matter 15 (2003) 7891.
- ²⁷M. Zhang, Z. H. Liu, H. N. Hu, G. D. Liu, Y. T. Cui, G. H. Wu, E. Bruck, F. R. de Boer, and Y. X. Li, J. Appl. Phys. 95 (2004) 7219.
- ²⁸R. A. de Groot, A. M. van der Kraan, and K. H. J. Buschow, J. Magn. Magn. Mater. 61 (1986) 330.
- ²⁹J. Kubler, Physica B+C 127 (1984) 257

³⁰I. Galanakis, P. Mavropoulos, and P. H. Dederichs, *J. Phys. D: Appl. Phys.* 39 (2006)765.

³¹T. Block, M. J. Carey, B. A. Gurney, and O. Jepsen, *Phys. Rev. B* 70 (2004) 205114.

TABLE I. Calculated equilibrium lattice constant(a_0), energy difference ΔE between the paramagnetic state and the ferromagnetic state, total magnetic moment, atom-resolved magnetic moment, band gap(E_{bg}),and spin-flip energy(E_{HMg})

| compounds | $a_0(\text{\AA})$ | $\Delta E(\text{eV})$ | $m^{\text{total}}(\mu_B)$ | $m^{\text{Co}}(\mu_B)$ | $m^{\text{Cr}}(\mu_B)$ | $E_{bg}(\text{eV})$ | $E_{HMg}(\text{eV})$ |
|-----------|-------------------|-----------------------|---------------------------|------------------------|------------------------|---------------------|----------------------|
| CoCrSi | 5.39 | 0.14 | 1.00 | -0.42 | 1.56 | 0.67 | 0.66 |
| CoCrGe | 5.49 | 0.18 | 1.00 | -0.58 | 1.72 | 0.81 | 0.55 |
| CoCrSn | 5.80 | 0.26 | 1.00 | -0.98 | 2.22 | 0.46 | 0.08 |

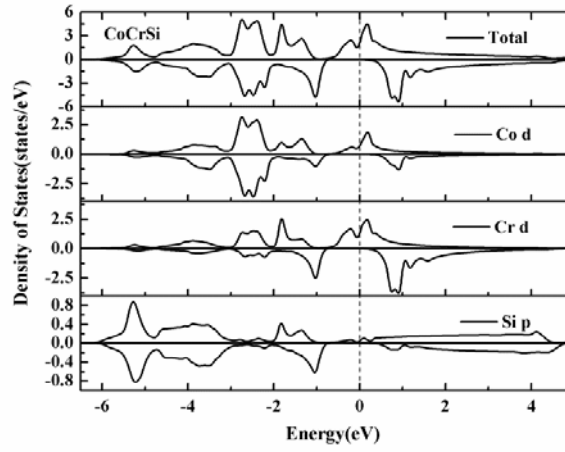


Fig. 1 The spin-polarized total densities of states (DOS) and atom-projected DOS of CoCrSi.

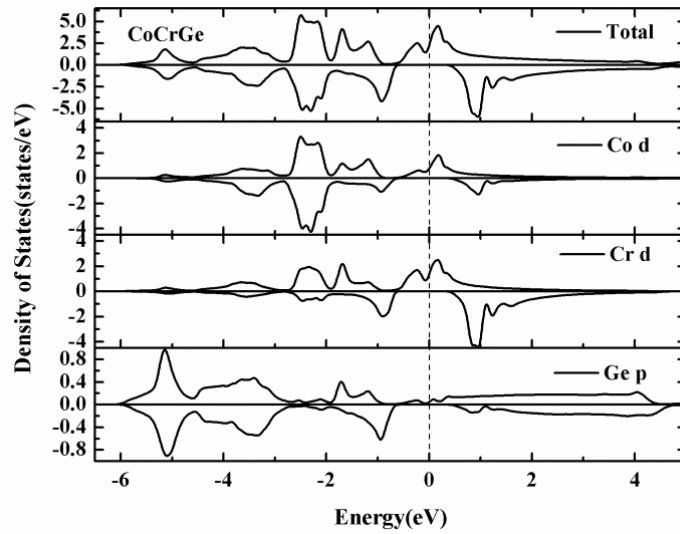


Fig. 2 The spin-polarized total densities of states (DOS) and atom-projected DOS of CoCrGe.

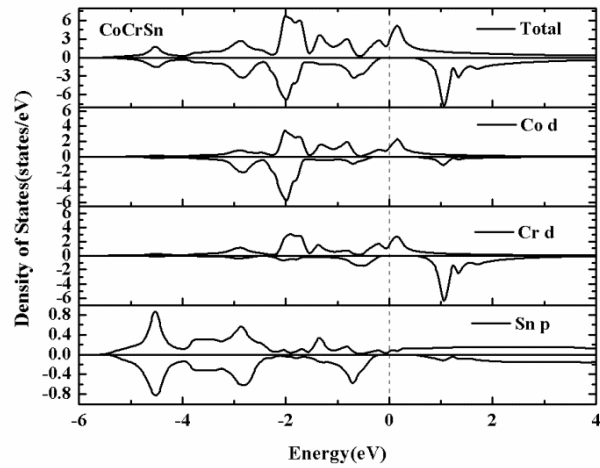


Fig. 3 The spin-polarized total densities of states (DOS) and atom-projected DOS of CoCrSn.

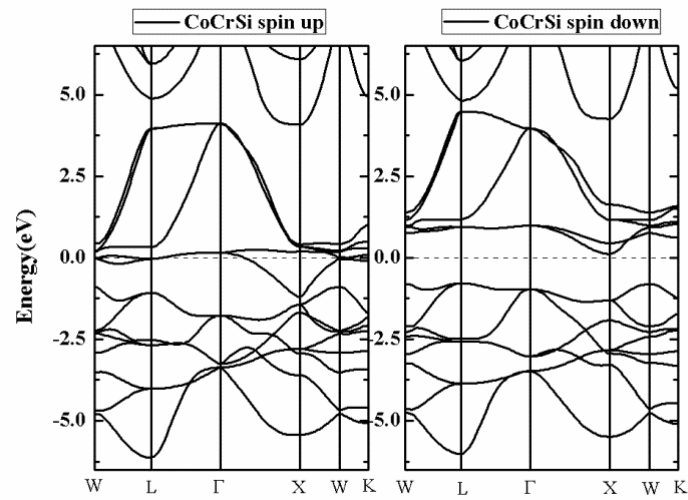


Fig. 4 The band structure of CoCrSi. The left-hand panel is the majority-spin bands and the right-hand panel is the minority-spin bands. Horizontal dotted line corresponds to the Fermi level.

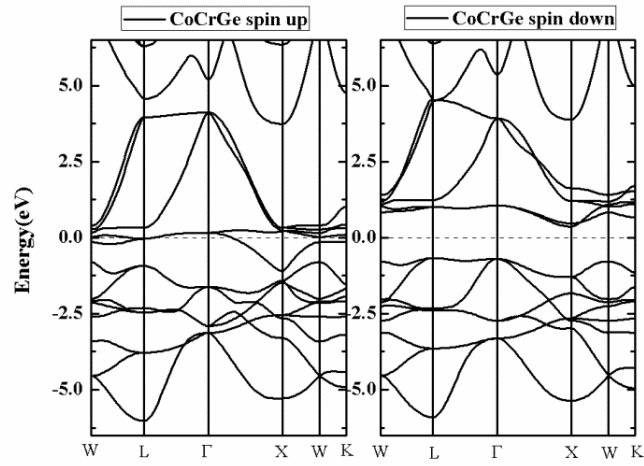


Fig. 5 The band structure of CoCrGe. The left-hand panel is the majority-spin bands and the right-hand panel is the minority-spin bands. Horizontal dotted line corresponds to the Fermi level.

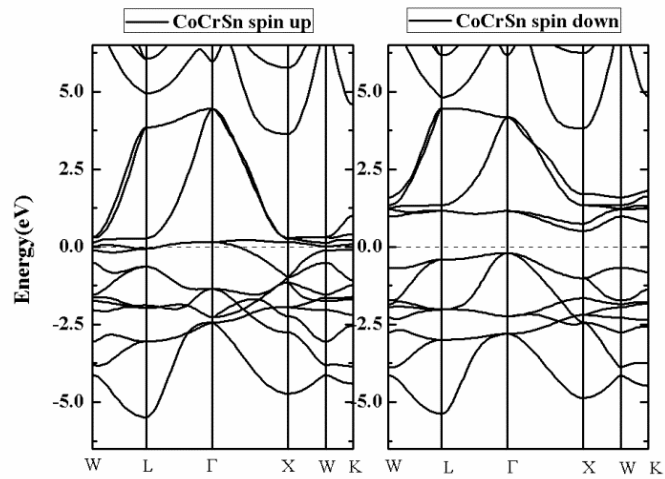


Fig. 6 The band structure of CoCrSn. The left-hand panel is the majority-spin bands and the right-hand panel is the minority-spin bands. Horizontal dotted line corresponds to the Fermi level.

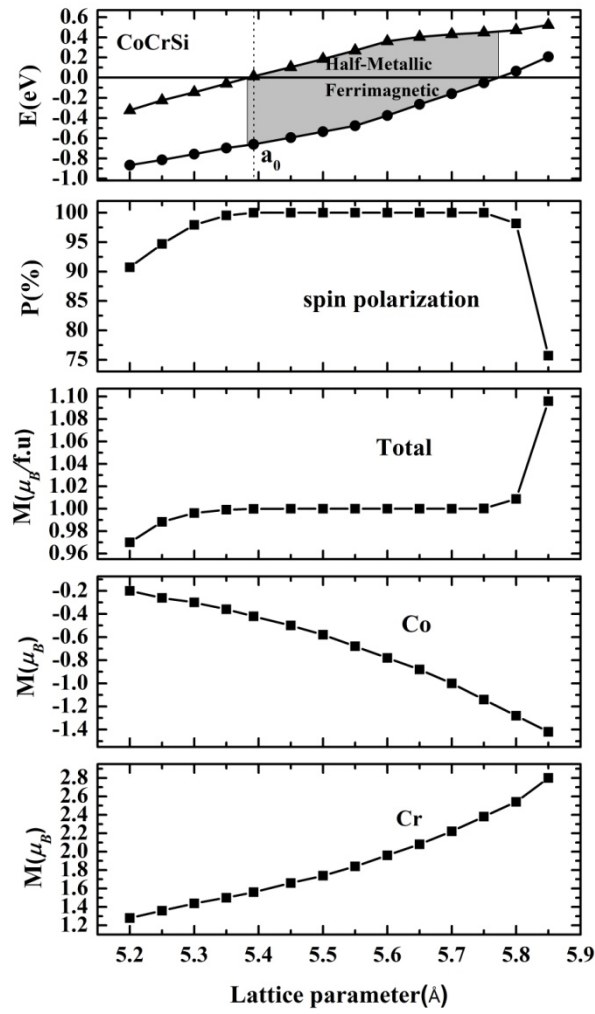


Fig. 7 The half-metallic state, the spin polarization, the calculated total magnetic moment, and the magnetic moments of the Co and Cr atoms as a function of lattice constant in CoCrSi.

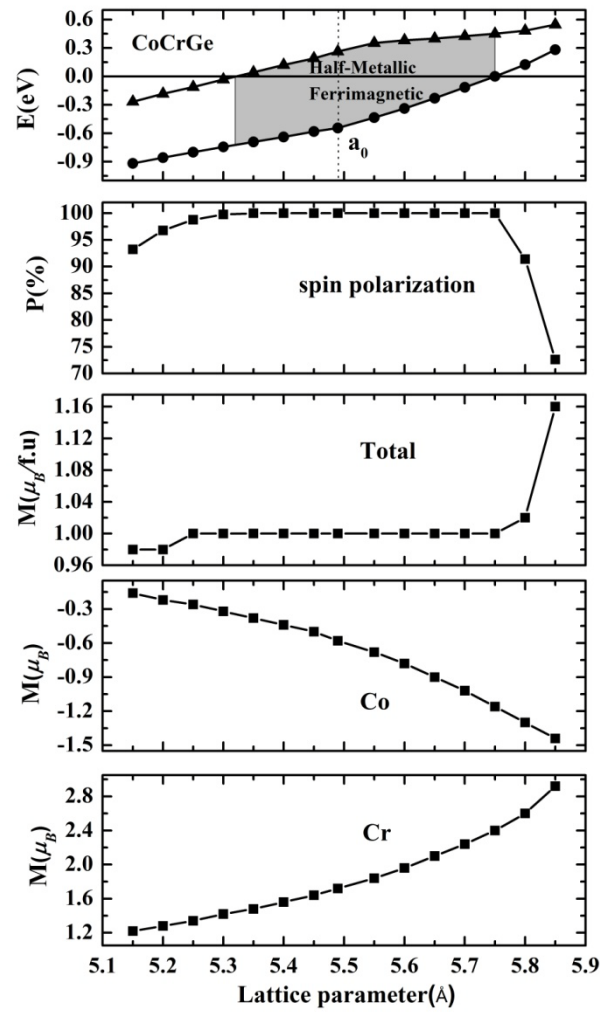


Fig. 8 The half-metallic state, the spin polarization, the calculated total magnetic moment, and the magnetic moments of the Co and Cr atoms and as a function of lattice constant in CoCrGe.

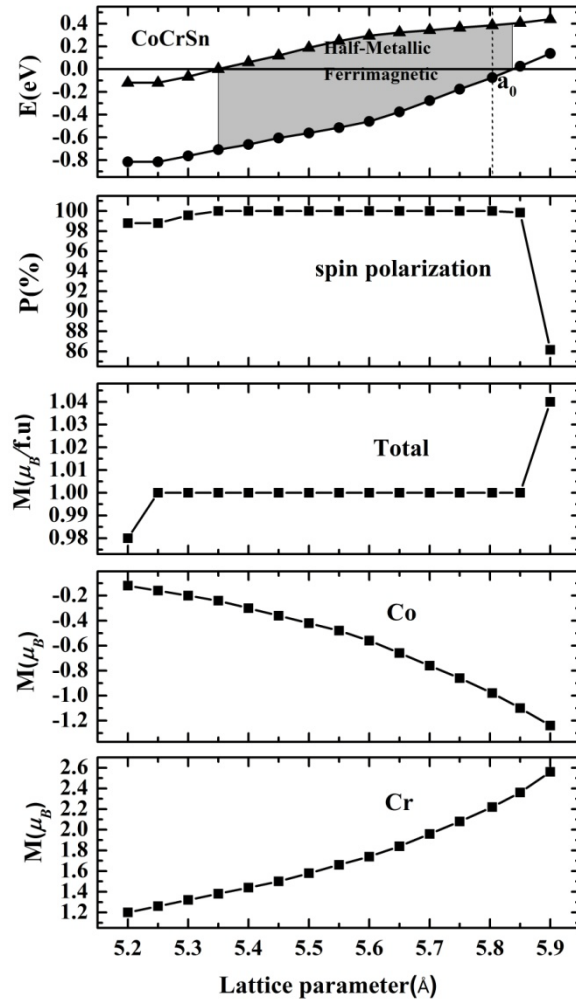


Fig. 9 The half-metallic state, the spin polarization, the calculated total magnetic moment, and the magnetic moments of the Co and Cr atoms and as a function of lattice constant in CoCrSn.