

# Lightweight Distance Bound Protocol for Low Cost RFID Tags

Eslam Gamal Ahmed

Eman Shaaban

Mohamed Hashem

Faculty of Computer and Information Science  
Ain Shams University  
Cairo, EGYPT

Eslam\_Gamal@cis.asu.edu.eg

Eman.Shaaban@cis.asu.edu.eg

Mhashem@cis.asu.edu.eg

**Abstract:** Almost all existing RFID authentication schemes (tag/reader) are vulnerable to relay attacks, because of their inability to estimate the distance to the tag. These attacks are very serious since it can be mounted without the notice of neither the reader nor the tag and cannot be prevented by cryptographic protocols that operate at the application layer. Distance bounding protocols represent a promising way to thwart relay attacks, by measuring the round trip time of short authenticated messages. All the existing distance bounding protocols use random number generator and hash functions at the tag side which make them inapplicable at low cost RFID tags.

This paper proposes a lightweight distance bound protocol for low cost RFID tags. The proposed protocol based on modified version of Gossamer mutual authentication protocol. The implementation of the proposed protocol meets the limited abilities of low cost RFID tags.

**Keywords:** RFID, Distance Bound, Mutual Authentication, Relay Attack, Gossamer.

## I. INTRODUCTION

Radio Frequency Identification (RFID) system is the latest technology that plays an important role for object identification as a ubiquitous infrastructure. RFID has many applications in access control, manufacturing automation, maintenance, supply chain management, parking garage management, automatic payment, tracking, and inventory control.

RFID tags and contactless smart cards are normally passive; they operate without any internal battery and receive the power from the reader. This offers long lifetime but results in short read ranges and limited processing power. They are also vulnerable to different attacks related to the location: distance fraud and relay attacks. Relay attacks occur when a valid reader is tricked by an adversary into believing that it is communication with a valid tag and vice versa. That is, the adversary performs a kind of man-in-the-middle attack between the reader and the tag. It is difficult to prevent these

attacks since the adversary does not change any data between the reader and the tag [3].

There are three types of attacks related with distance between the reader and the tag. The dishonest tag may claim to be closer than he really is. This attack is called distance fraud attack. There are two types of relay attacks: mafia fraud attack and terrorist fraud attack. In mafia fraud attack scenario, both the reader R and the tag T are honest, but a malicious adversary is performing man-in-the-middle attack between the reader and the tag by putting fraudulent tag T' and receiver R'. The fraudulent tag T' interacts with the honest reader R and the fraudulent reader R' interacts with the honest tag T. T' and R' cooperate together. It enables T' to convince R as if R communicates with T, without actually needing to know anything about the secret information. Terrorist fraud attack is an extension of the mafia fraud attack. The tag T is not honest and collaborates with fraudulent tag T'. The dishonest tag T uses T' to convince the reader that he is close, while in fact he is not. T does not know the long-term private or secret key of T. The problem with Mafia fraud attack is that this attack can be mounted without the notice of both the reader and the tag.

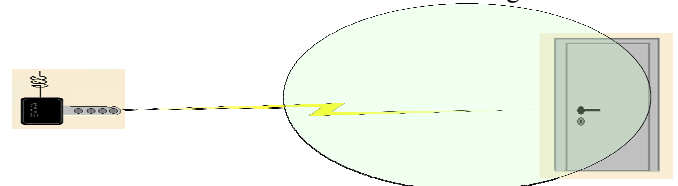
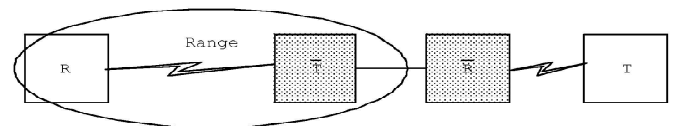
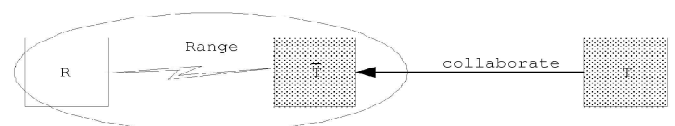


Figure 1. Distance Fraud Attack



(a) Mafia fraud attack



(b) Terrorist fraud attack

Figure 2. Mafia and terrorist fraud attack

It is difficult to prevent since the adversary does not change any data between the reader and the tag. Therefore mafia fraud attack cannot be prevented by cryptographic protocols that operate at the application layer. Although one could verify location through use of GPS coordinates, small resource limited devices such as RFID tags do not lend themselves to such applications.

Distance bounding protocols are good solutions to prevent such relay attacks [8, 9, 11]. These protocols measure the signal strength or the round-trip time between the reader and the tag. However the proof based on measuring signal strength is not secure as an adversary can easily amplify signal strength as desired or use stronger signals to read from afar. Therefore many works are devoted to devise efficient distance bounding protocols by measuring round-trip time.

This paper is organized in the following way: Section II presents the related work for distance bound protocols in low cost RFID tags. Section III presents the proposed protocol. Section IV presents the implementation of the proposed protocol. Section V concludes the paper.

## II. RELATED WORK

Hancke and Kuhn proposed a distance bounding protocol (HKP) [9] that has been chosen as a reference-point because it is the most popular distance bounding protocol in the RFID framework. As depicted in Figure. 3, the protocol is carried out as follows.

After exchanges of random nonces ( $N_a$  and  $N_b$ ), the reader and the tag compute two  $n$ -bit sequences,  $v^0$  and  $v^1$ , using a pseudorandom function (typically a MAC algorithm, a hash function, etc.). Then the reader sends a random bit for  $n$  times. Upon receiving a bit, the tag sends back a bit  $R_i$  from  $v^0$  if the received bit  $C_i$  equals 0. If  $C_i$  equals 1, then it sends back a bit from  $v^1$ .

After  $n$  iterations, the reader checks the correctness of  $R_i$ 's and the propagation time. In each round, the probability that the adversary sends a correct response is a priori  $1/2$ . However the adversary can query the tag in advance with some arbitrary  $C'$  is, between the nonces are sent and the rapid bit exchange starts. Doing so, the adversary obtains  $n$  bits of the registers. For example, if the adversary queries with some zeroes only, he will entirely get  $v^0$ . In half of all cases, the adversary will have the correct guesses, that is  $C'_i = C_i$ , and therefore will have obtained in advance the correct value  $R_i$  that is needed to satisfy the reader. In the other half of all cases, the adversary can reply with a guessed bit, which will be correct in half of all cases. Therefore, the adversary has  $3/4$  probability of replying correctly.

Munilla, and Peinado [5] modified the Hancke and Kuhn's protocol by applying "void challenges" in order to reduce the success probability of the adversary. As shown in Figure. 4, the challenges from the reader are divided into two categories, full challenge and void challenge.

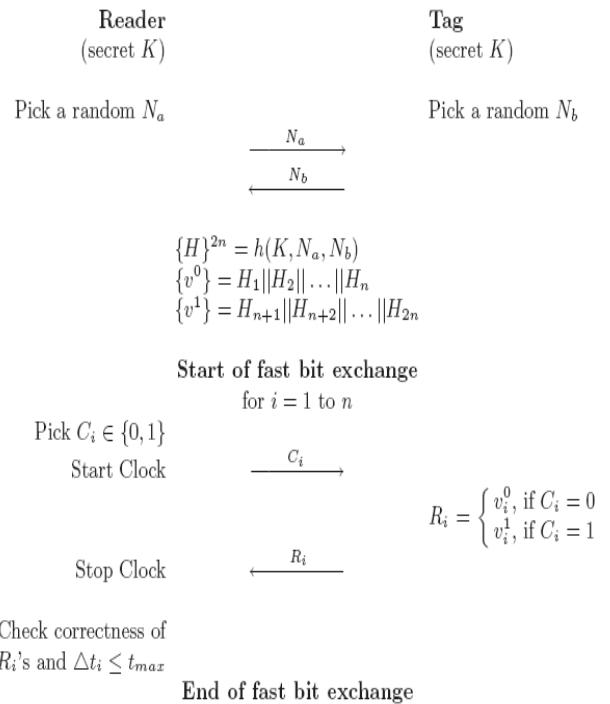


Figure 3. Hancke and Kuhn's Protocol

After exchanges of random nonces ( $N_a$  and  $N_b$ ), the reader and the tag compute  $3n$ -bit sequence,  $P || v^0 || v^1$ , using a pseudorandom function. The string  $P$  indicates the void-challenges; that is, if  $P_i = 1$  reader sends a random challenge and if  $P_i = 0$  it does not. These void-challenges allow the tag to detect if an adversary is trying to get the responses in advance. When the tag detects an adversary it stops sending responses.

The protocol ends with a message to verify that no adversary has been detected. The adversary can choose between two main attack strategies: asking in advance to the tag, taking the risk that the tag uncovers him, and without taking in advance and trying to guess the responses to the challenges when they occur. The adversary's success probability depends on  $p_f$ , the probability of the occurrence of full challenge, and can be calculated:

$$P_{mp} = \begin{cases} (1 - p_f / 2)^n, & \text{if } p_f \leq 4/5 \text{ (without asking in advance),} \\ (p_f * 3/4)^n, & \text{if } p_f > 4/5 \text{ (asking in advance).} \end{cases}$$

The success probability of the adversary is  $(5/8)^n$  if the string  $P$  is random [5], which is less than  $(3/4)^n$ . Note that the final confirmation message  $h(K, v^0, v^1)$  does not take any challenges  $C_i$  as an input. So it can be pre-computed before the start of the fast bit exchange. On the other side, the disadvantage of their solution is that it requires three (physical) states: 0, 1, and void, which may be difficult to implement. Furthermore the success probability of the adversary is higher than  $(1/2)^n$ .




Figure 4. Munilla and Peinado Protocol

To overcome the disadvantage of Munilla and Peinado protocol, Chong Hee Kim and Gildas Avoine [3] present a modification using mixed challenges: the challenges from the reader to the tag in the fast bit exchanges are divided into two categories, random challenges and predefined challenges. The earlier are random bits from the reader and the latter are predefined bits known to both the reader and the tag in advance.

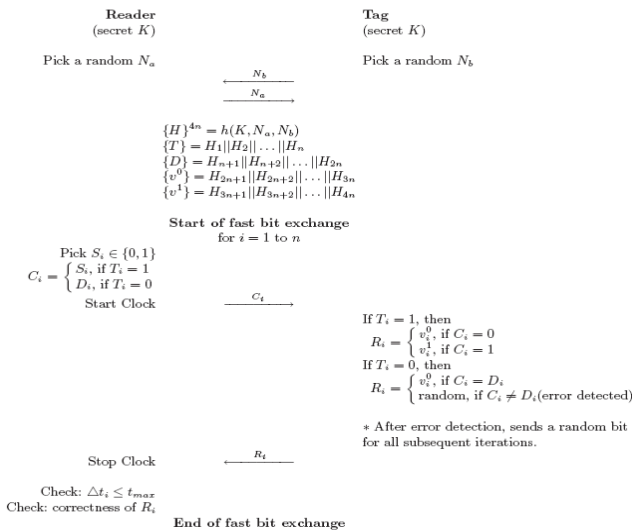


Figure.5 Distance bounding protocol using mixed challenges

As shown in Figure. 5, the reader and the tag compute 4n-bit sequence for  $T||D||v^0||v^1$ , after exchange of random nonces ( $N_a$  and  $N_b$ ). The string T indicates random-challenges: if  $T_i = 1$  the reader sends a random bit  $S_i \in \{0, 1\}$  and if  $T_i = 0$  it sends a predefined bit  $D_i$  to the tag.

From the point of the adversary's view, all  $C_i$ 's from the reader look like random. Therefore he cannot distinguish

random challenges from predefined challenges. However, these predefined challenges; the tag is able to detect an adversary sending random challenges in order to get responses in advance. Upon reception of a challenge  $C_i$  from the reader, either  $T_i = 1$  (random challenge), in this case the tag sends out the bit  $v_i C_i$ ; or  $T_i = 0$  (predefined challenge), in this case the tag sends out the bit  $v_i^0$  if  $C_i = D_i$  and a random bit if  $C_i \neq D_i$  (it detects an error). From the moment the tag detects an error, it replies a random value to all the subsequent challenges. By doing this, both the reader and the tag fight the adversary.

In this protocol no confirmation message after the end of fast bit exchanges is used, which improves efficiency in terms of computation and communication compared to Munilla and Peinado [5]. This protocol with (binary) mixed challenges provides the best performances among all the existing distance bounding protocols with binary challenges that do not use final signature. Indeed, while all previous protocols provide a probability of the adversary success equal to  $(3/4)^n$ , the probability quickly converges toward  $(1/2)^n$  in this case.

### III. PROPOSED SOLUTION

The main issues in implementing previous distance bound protocols in low cost RFID tags which has only 4k security gates according to EPC Class1 Generation2 standards [6]; is that it requires random number generation and hash function which exceeds capabilities of low cost RFID tags.

Modified Gossamer protocol [1] can be combined with distance bound protocol using mixed challenges to make distance bound protocol applicable on low cost RFID tags by removing random protocol and hash function from tag side and it will be done only on reader side as in Figure.6.




Figure.6 Modified Gossamer and distance bound using mixed challenges

In this protocol reader and tag will use random numbers  $n1, n2, n3, n1'$  instead of  $T||D||v^0||v^1$  so there is no need for random number generation and hash functions in tag side. From storage view we need to store  $(6*96)$  bits in RAM for old and new values of IDS, K1, K2 and 96 bit in ROM; which is applicable in low cost RFID tag which has 1K memory bits according to EPC Class1 Generation 2 standard.

The distance bound protocol using mixed challenges in proposed protocol is implemented as in Figure.7.  $\{T\}$  sequence is replaced with nonce  $n1$ ;  $\{D\}$  sequence is replaced with nonce  $n2$ ;  $\{v^0\}$  sequence is replaced with nonce  $n3$  and  $\{v^1\}$  sequence is replaced with nonce  $n1'$ . Therefore proposed solution prevents relay attacks and supports mutual authentication on low cost RFID tags.




Figure.7 Distance bound protocol using mixed challenges implemented in modified gossamer

The proposed protocol prevents many RFID attacks [2] as shown in table 1.

#### IV. IMPLEMENTATION

As shown in Figure.8 the proposed protocol has 11 states. The tag starts at begin state (S0) and waits for reader interrogation signal (S) and waits for receiving A (R\_A). when receiving S and R\_A tag moves to Recv\_A state (S1) and waits until receiving A(96 bit). the tag moves the same way in states Recv\_B (S2) and Recv\_C (S3). In Calc\_T\_abc state (S4) the tag calculates  $A||B||C$  and compares between C and C'; if  $C=C'$  then the tag moves to Calc\_T\_d state (S5) else it will return to S1.

After calculating D the tag waits until receiving R\_Ci to begin distance bound protocol; when receiving R\_Ci the tag moves to Recv\_Ci state (S6) and moves to Calc\_Ri (S7). If no error detected and distance bits didn't finished (N') the tag returns to S6. If no error detected at (S7) and receive n bits (N) then tag moves to Tag\_update state (S8). If error detected in distance stage the tag moves to Gen\_rnd (S9) to send random bits and then moves to final state (S10).

The proposed protocol is implemented using Xilinx 9.2i using VHDL on VirtexII FPGA (XC2VP20) device [6]. The implementation consists of two parallel processes one for controller and one for data path. The controller process contains all control signal and gates while data path process contains data registers and ALU gates to implement required operations on these registers. Figure.9 shows general block diagram for hardware implementation for proposed protocol while Figure.10 shows RTL schematic generated from Xilinx.

Layer	Attack Type	Attack	Proposed protocol
Physical	Permanently Disabling Tags	Tag Removal	X
		Tag Destruction	X
		KILL Command	X
	Temporarily Disabling Tags	Passive Interference	X
		Active Jamming	X
		Relay Attacks	✓
Network - Transport	Attacks on the Tags	Cloning	X
		Spoofing	✓
	Attacks on the Reader	Impersonation	✓
		Eavesdropping	✓
		Network Protocol Attacks	X
Application	Middleware Attacks	Unauthorized Tag Reading	✓
		Tag Modification	✓
		Buffer Overflows	X
		Malicious Code Injection	X
Strategic		Competitive Espionage	Partially
		Social Engineering	X
		Privacy Threats	✓
		Targeted Security Threats	Partially
Multilayer Attacks		Covert Channels	X
		Denial of Service Attacks [3,6]	Partially
		Traffic Analysis	✓
		Crypto Attacks	✓
		Side Channel Attacks	X
		Replay Attacks	✓

Table 1. Prevented attacks in proposed protocol  
X: Not protected Partially: Partially protected ✓: Protected

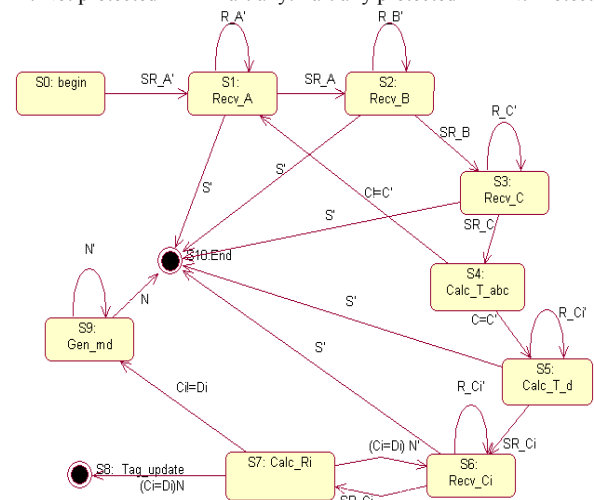


Figure.8 State diagram of proposed protocol

The implementation results from synthesis report generated from Xilinx, as shown in table 2 shows that proposed protocol meets low cost RFID tags according to EPC Class 1 Generations 2 standard.

#of 4-bit LUT	#of Slices	#of Flip flops	ROM	RAM	Frequency
860	510	886	96 bit	576 bit	487 MHZ

Table 2. Implementation results

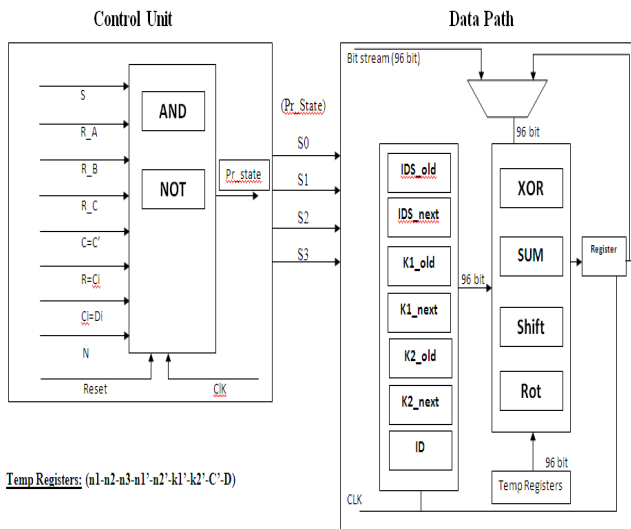


Figure.9 Hardware implementation of proposed protocol

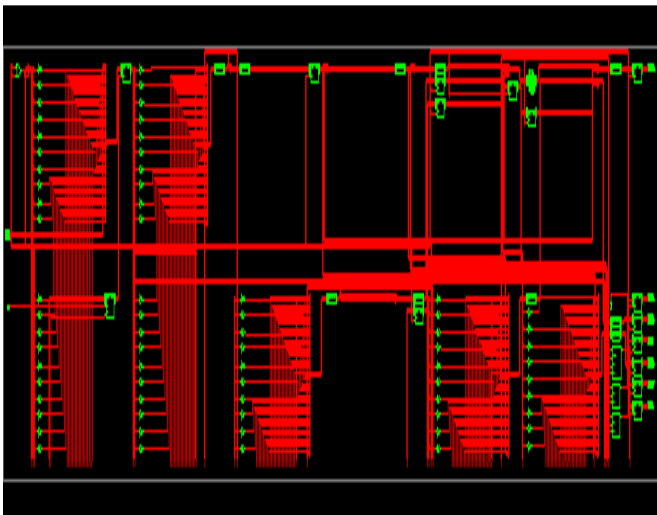


Figure.10 RTL schematic for proposed protocol

Total equivalent gates are 10,100 gates; equivalent to 1684 ASIC gates; as 1 ASIC gate  $\approx$  (5-7) FPGA gates. From implementation results the proposed solution can be implemented in low cost RFID tags.

## V. CONCLUSION

This paper has proposed a distance bound protocol for low cost RFID tags. The proposed protocol based on modified Gossamer mutual authentication protocol and prevents relay attacks. The proposed protocol does not need random number generation and hash function to be done in tag side.

In order to verify the proposed protocol, we also designed and implemented it using Xilinx 9.2i with using VHDL at the behavioral level. The system operates at a clock frequency of 487 MHz on VirtexII FPGA device. From implementation results, we have shown that our scheme is a well-designed strong protocol which satisfies various security requirements in low cost RFID tags.

## REFERENCES

- [1] Eslam Gamal Ahmed, Eman Shabaan, Mohamed Hashem "Lightweight Mutual Authentication Protocol for Low cost RFID Tags", International Journal of Network Security & Its Application (IJNSA), Academy & Industry Research Collaboration Center (AIRCC), April 2010, Vol.2, No.2.
- [2] Aikaterini Mitrokotsa, Melanie R. Rieback and rew S. Tanenbaum "Classifying RFID attacks and defenses", Inf Syst Front, Springer, Published online 29 July 2009, DOI 10.1007/s10796-009-9210-z.
- [3] Chong Hee Kim and Gildas Avoine "RFID Distance Bounding Protocol with Mixed Challenges to Prevent Relay Attacks", CANS'09, December 2009, former version: IACR ePrint at "http://eprint.iacr.org/2009/310.pdf"
- [4] Hung-Yu Chien, "DOS Attacks on Varying Pseudonyms-Based RFID Authentication Protocols", 2008 IEEE Asia-Pacific Services Computing Conference, pp. 616-622.
- [5] J. Munilla and A. Peinado. Distance bounding protocols for RFID enhanced by using void-challenges and analysis in noisy channels. Wireless communications and mobile computing. Published online: Jan 17 2008.
- [6] Pedro Peris López, Dr. D. Julio C. Hernández Castro and Dr. D. Arturo Ribagorda Garnacho "Lightweight Cryptography in Radio Frequency Identification (RFID) Systems" Ph.D. THESIS, UNIVERSIDAD CARLOS III DE MADRID, Computer Science Department, Leganés, October 2008.
- [7] Hong Lei, Tianjie Cao "RFID Protocol enabling Ownership Transfer to protect against Traceability and DoS attacks", First International Symposium on Data, Privacy and E-Commerce, DOI 10.1109/ISDPE.2007.29, pp. 508-510.
- [8] L. Bussard and W. Bagga. Distance-bounding proof of knowledge to avoid real-time attacks. In IFIP/SEC, 2005.
- [9] G. Hancke and M. Kuhn. An RFID distance bounding protocol. In the 1st International Conference on Security and Privacy for Emergin Areas in Communications Networks (SECURECOMM'05), pages 67-73. IEEE Computer Society, 2005.

[10] Volnei A. Pedroni "Circuit Design with VHDL". MIT Press Cambridge, Massachusetts, London, England, ISBN 0-262-16224-5, 2004.

[11] S. Brands and D. Chaum. Distance-Bounding Protocols. In Advances in Cryptology - EUROCRYPT 93, volume 765 of Lecture Notes in Computer Science, pages 344-359. Springer, 1994.

#### AUTHORS PROFILE



**Eslam Gamal Ahmed** Teacher assistant in computer systems department in faculty of computer and information sciences, Ain Shams University. Graduated at June 2006 with a degree excellent with honor. Currently I am working in my master degree titled "Developing Lightweight Cryptography for RFID". Fields of interest are

computer and networks security, RFID systems and computer architecture.



**Dr. Eman Shaaban** Lecturer in computer systems department in faculty of computer and information sciences, Ain Shams University. Fields of interest are RFID systems, embedded systems, computer and networks security, logic design and computer architecture.



**Prof. Mohamed Hashem** Department head of information systems department in faculty of computer and information sciences, Ain Shams University. Fields of interest are computer networks, Ad-hoc and wireless networks, Qos Routing of wired and wireless networks, Modeling and simulation of computer

networks, VANET and computer and network security.