

# Performance analysis of Zone Routing Protocol in respect of Genetic Algorithm and Estimation of Distribution Algorithm

Md. Imran Hossain, Md. Iqbal Hossain Suvo

**Abstract-** In this paper, Estimation of Distribution Algorithm (EDA) is used for Zone Routing Protocol (ZRP) in Mobile Ad-hoc Network instead of Genetic Algorithm (GA). It is an evolutionary approach, it is used when the network size grows and the search space increases. When the destination is outside the zone, EDA is applied to find the route with minimum cost and time. Finally, the implementation of proposed method is compared with Genetic ZRP, i.e., GZRP and the result demonstrates better performance for the proposed method. Since the method provides a set of paths to the destination, it results in load balance to the network. As both EDA and GA use random search method to reach the optimal point, the searching cost reduced significantly, especially when the number of data is large.

**Index Terms**— Mobile Ad-hoc Network, Zone Routing Protocol, Estimation of Distribution Algorithm, Genetic Algorithm.

## 1. INTRODUCTION

An Ad hoc Network is a collection of mobile nodes that dynamically form a temporary network. Because of frequently changing topology, low transmission power and asymmetric links routing protocols, Mobile Ad hoc Network (MANET) have to face the challenge for routing.

Zone Routing Protocol (ZRP) is a widely used protocol for ad hoc network. ZRP was first introduced by Haas in 1997 [2]. ZRP was proposed to reduce the control overhead of proactive routing protocols and decrease the latency caused by routing discover in reactive routing protocols. Recently the scope of Genetic Algorithm (GA) has been extended to solve the ZRP problems, and GA has performed better in the sense of huge search space reduction, while guaranteeing the convergence of the solution.

GA [8] is an adaptive heuristic search algorithm premised on the evolutionary ideas of natural selection and genetics. The basic concept of GA is designed to simulate processes in natural system necessary for evolution. GA represents an intelligent exploitation of a random search within a defined search space to solve a problem. Estimation of Distribution Algorithms (EDA) [6], sometimes called Probabilistic Model-Building Genetic Algorithms (PMBGA), are an outgrowth of GA. In a GA, for an optimum solution a population of candidate solutions to a problem is maintained as part of

the search. This population is typically represented as an array of objects. Our objective is to use ZRP as an application in EDA, and compare the performance with the method used by the GA. In GA, for an optimum solution a population of candidate solutions to a problem is maintained as part of the search. This population is typically represented as an array of objects.

Ad hoc network forms the temporary network without any support of infrastructure. So, in the network there are possibilities of lack of reliability and unwanted delay. Again, if the number of nodes grows, the linear search will become costly and the complexity will become high. In case of large number of nodes, a random search will be beneficial where the worst case will equal the linear search.

Here GA plays an important role in optimizing the search. This is because GA calculates the fitness of each population and generates a better population using crossover and mutation. So, the chance of getting good solutions increases dramatically. But due to the trap of local optima and the widespread diversity of solutions situations may occur where GA never converge to the optimal point that is failed to find a path which is existing between zones. And in some of the cases, GA takes longer time than expected to find a path.

Estimation of Distribution Algorithms (EDA) [5], sometimes called Probabilistic Model-Building Genetic Algorithms (PMBGA), are an outgrowth of GA. In a GA, for an optimum solution a population of candidate solutions to a problem is maintained as part of the search. This population is typically represented as an array of objects.

This is the point where EDA works better than GA. Strictly speaking; GA and EDA are same apart from the crossover and mutation. There is nothing called crossover and mutation in EDA. Instead they use probabilistic model for generating new population. This

- 
- F.A. Author is with the Department of Electronics and Telecommunication Engineering, Daffodil International University, Dhaka, Bangladesh
  - S.B. Author Jr. is with the Computer Science and Engineering Discipline, Khulna University, Bangladesh

guarantees the better generation of population than earlier generation. Also EDA converges faster, even if there is no feasible routing path. Thus the point is beneficial in the sense of performance of reduction in time and number of generations over GA by EDA. Here we prove the above; that is EDA finds routing path to a destination with minimum time and cost then GA from source when the source and destination is in different zone and number of node involved is large (about 100 to 1000 or more).

As in the mid to late 1990s laptops and 802.11/Wi-Fi wireless networking became widespread, for research MANET became a popular subject. Many protocols have been proposed for routing in mobile ad hoc network. These protocols can broadly be classified into two types: proactive and reactive routing protocols. On case of proactive or table-driven protocol, by broadcasting routing updates in the network routes to all the nodes is maintain such as DSDV, whereas for reactive or on-demand protocols a route to the destination is determined only when the source attempt to send a packet to the destination such as DSR. Using routing tables Proactive protocols maintain the routing information from one node to the other. Whenever the source has to send any packet to the destination, using the routing tables, path to destination can be found incurring minimum delay. But it may result in a lot of wastage of the network resources if a majority of these available routes are never used. Usually Reactive protocols are associated with less control traffic. In a dynamic network a node has to wait until a route is discovered and a route discovery is expensive [7]. Also this causes unnecessary wastage of network resources and also wastage of time [5].

Proactive protocols are traditionally classified as either distance-vector or link-state protocols. The former are based on the distributed Bellman-Ford (DBP) algorithm, which is known for slow convergence because of the “counting-to-infinity” problem. To address the problem, the Destination-Sequenced Distance-Vector routing (DSDV) protocol was proposed for ad-hoc networks. On the other hand, link-state protocols, as represented by OSPF, have become standard in wired IP networks. They converge more rapidly, but require significantly more control traffic. Since ad-hoc networks are bandwidth limited and their topology changes often, an Optimized Link-State Protocol (OLSR) has been proposed. While being suitable for small networks, some scalability problems can be seen on larger networks. The need to improve convergence and reduce traffic has led to algorithms that combine features of distance-vector and link-state schemes. Such a protocol is the wireless routing protocol (WRP), which eliminates the counting-to-infinity problem and avoids temporary loop without increasing the amount of control traffic.

On the other hand, reactive or *on-demand* protocols attempt to find a route to the destination, only when the source has a packet to send to the destination. Reactive routing does not attempt to continuously determine the network connectivity. Instead, a route determination

procedure is invoked on demand when a packet needs to be forwarded. The technique relies on queries that are flooded throughout the network. In Dynamic Source Routing (DSR) and Ad-hoc On-demand Distance Vector (AODV), a reply is sent back to the query source along the reverse path that the query traveled. The main difference is that DSR performs source routing with the addresses obtained from the query packet, while AODV uses next-hop information stored in the nodes of the route. In contrast to these protocols Proactive protocols maintain the routing information of one node to the other using routing tables. Whenever there is a need for the route to the destination, it is readily available incurring minimum delay. But, at the same time, they may lead to a lot of wastage of the network resources if a majority of these available routes are never used. Reactive protocols are usually associated with less control traffic in a dynamic network; nodes have to wait until replies to the route queries are received. Also reactive protocols resort to frequent flooding of the network, which may cause network congestion. In between the above two extremes, there are the *hybrid* protocols. As seen, proactive routing uses excess bandwidth to maintain routing information, while reactive routing involves long route request delays.

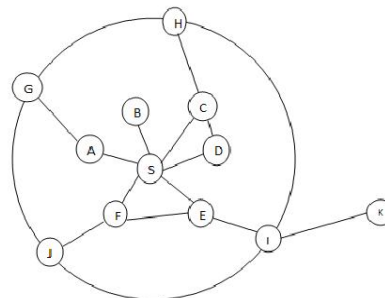


Figure 1: Routing zone of S with  $r = 2$ .

Hybrid protocols combine features of both reactive and proactive routing protocols are then used. The ZRP is a hybrid proactive or reactive protocol. It consists of proactive Intra-zone Routing Protocol (IARP), reactive Inter-zone Routing Protocol (IERP), and the Border cast Resolution Protocol (BRP). ZRP works well both for table-driven protocols and on-demand protocols. But it provides short latency for finding new routes. Decision on the zone radius has significant impact on the performance. In ZRP, the actual problem comes when the destination is outside the zone. In this case, it makes use of Route Discovery with IERP, BRP and uses linear searching on the nodes. This process is time consuming and searching complexity arises as number of node involves increases [5] [7].

In order to detect new neighbor nodes and link failures, the ZRP relies on a Neighbor Discovery Protocol (NDP) provided by the Media Access Control (MAC) layer. NDP [1] transmits “HELLO” beacons at regular intervals. Upon receiving a beacon, the neighbor table is updated. Neighbors, for which no beacon has been received within a specified time, are removed from

the table. If the MAC layer does not include a NDP, the functionality must be provided by IARP. Route updates are triggered by NDP, which notifies IARP when the neighbor table is updated. IERP uses the routing table of IARP to respond to route queries. IERP forwards queries with BRP. BRP uses the routing table of IARP to guide route queries away from the query source.

Recently GA has been used in MANET to find the optimized solution [1] [3] [4] [7]. A large amount of work has been done on the application of GA or evolutionary algorithms to communications networks.

Our objective is to use ZRP as an application in EDA, and compare the performance with the method used by the GA.

## 2. LITERATURE REVIEW

### 2.1 Zone Routing Protocol

The Zone Routing Protocol [2], as its name implies, is based on the concept of zones. A routing zone is defined for each node separately, and the zones of neighboring nodes overlap. The routing zone has a radius  $r$  expressed in hops. The zone thus includes the nodes, whose distance from the node in question is at most  $r$  hops. An example routing zone is shown in Figure 1, where the routing zone of  $S$  includes the nodes  $A-I$ , but not  $K$ . In the illustrations, the radius is marked as a circle around the node in question. It should however be noted that the zone is defined in hops, not as a physical distance.

There are two types of nodes in a zone. The nodes residing with an exact distance of radius  $r$  are the peripheral nodes, and all the other nodes within the circles are interior nodes. The nodes are connected with each other bidirectional, if there is a routing path within the nodes. Intermediate nodes can be used to reach another node, based on the objective function. For example, we can reach node  $H$  from  $S$  by two possible ways; however only one route is chosen based on the objective criterion. A detail of ZRP can be found in [2] for further reading.

ZRP refers to the locally proactive routing component as the Intra-zone Routing Protocol (IARP). The globally reactive routing component is named Inter-zone Routing Protocol (IERP). IERP and IARP are not specific routing protocols. Instead, IARP is a family of limited-depth, proactive link-state routing protocols [10]. IARP maintains routing information for nodes that are within the routing zone of the node. Correspondingly, IERP is a family of reactive routing protocols that offer enhanced route discovery and route maintenance services based on local connectivity monitored by IARP.

A node that has a packet to send first checks whether the destination is within its local zone using information provided by IARP. In that case, the packet can be routed proactively. Reactive routing is used if the destination is outside the zone. The reactive routing process is divided

into two phases: the route request phase and the route reply phase. In the route request, the source sends a route request packet to its peripheral nodes using BRP. If the receiver of a route request packet knows the destination, it responds by sending a route reply back to the source. Otherwise, it continues the process by border casting the packet. In this way, the route request spreads throughout the network. If a node receives several copies of the same route request, these are considered as redundant and are discarded, the reply is sent by any node that can provide a route to the destination. To be able to send the reply back to the source node, routing information must be accumulated when the request is sent through the network. The information is recorded either in the route request packet, or as next-hop addresses in the nodes along the path.

In the border casting process, the border casting node sends a route request packet to each of its peripheral nodes. This type of one-to-many transmission can be implemented as multicast to reduce resource usage. One approach is to let the source compute the multicast tree and attach routing instructions to the packet. This is called Root-Directed Border casting (RDB). Another approach is to reconstruct the tree at each node, whereas the routing instructions can be omitted. This requires that every interior node knows the topology seen by the border casting node.

#### 2.1.1 Example

Consider the network in Figure 2. The node  $S$  has a packet to send to node  $X$ . The zone radius is  $r=2$ . The node uses the routing table provided by IARP to check whether the destination is within its zone. Since it is not found, a route request is issued using IERP. The request is border cast to the peripheral nodes (gray in the picture). Each of these searches their routing table for the destination.

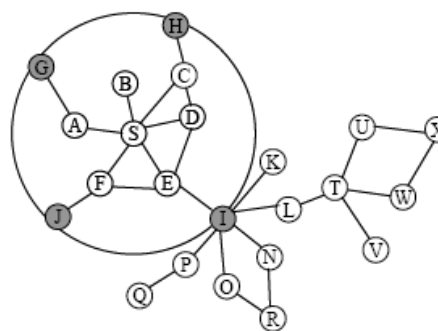


Figure 2: The routing zone of node  $S$

Node  $I$  do not find the destination in its routing table. Consequently, it broadcasts the request to its peripheral nodes, shown in gray in Figure 3. Due to query control mechanisms, the request is not passed back to nodes  $D$ ,  $F$  and  $S$ .

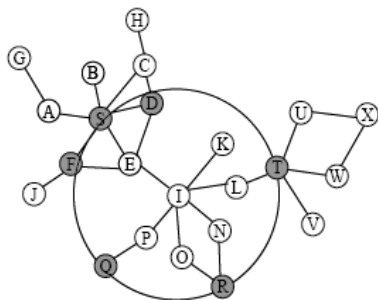


Figure 3: The routing zone of node I

Finally, the route request is received by node T, which can find the destination in its routing zone, shown in Figure 4. Node T appends the path from itself to node X to the path in the route request. A route reply, containing the reversed path is generated and sent back to the source node. If multiple paths to the destination were available, the source would receive several replies.

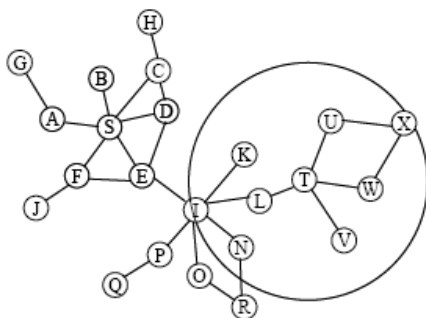


Figure 4: The routing zone of node T

## 2.2 Genetic Algorithm

GA [8] is an evolutionary approach to reach to an optimal point in a search space. For larger search space, GA becomes more meaningful and it reduces the searching time, explores in various dimensions within the search space using different GA techniques, like crossover, mutation etc. Although there are possibilities to trap in the local optima, there are several ways of getting out of it using crossover and thus reach global optima. The outline of basic GA terminologies with description is given below:

1. **[Start]** Generate random population of  $n$  chromosomes (suitable solutions for the problem)
2. **[Fitness]** Evaluate the fitness  $f(x)$  of each chromosome  $x$  in the population
3. **[New population]** Create a new population by repeating following steps until the new population is complete

(a)**[Selection]** Select two parent chromosomes from a population according to their fitness (the better fitness, the bigger chance to be selected)

(b)**[Crossover]** With a crossover probability cross over the parents to form new offspring (children). If no crossover was performed, offspring is the exact copy of parents.

(c)**[Mutation]** With a mutation probability mutate new offspring at each locus (position in chromosome).

(d)**[Accepting]** Place new offspring in the new population

4. **[Replace]** Use new generated population for a further run of the algorithm

5. **[Test]** If the end condition is satisfied, **stop**, and return the best solution in current population

6. **[Loop]** Go to step 2

As we can see from the GA outline, the crossover and mutation are the most important parts of the algorithm. The performance is influenced mainly by these two operators. Detail of GAs can be found in [8].

The algorithm creates a "population" of possible solutions to the problem and lets them "evolve" over multiple generations to find better and better solutions. The generic form of the genetic algorithm is found in Algorithm below.

### Algorithm: a General Genetic Algorithm

BEGIN

1. Create a **population** of random candidate solutions named *pop*.

2. Until the algorithm termination conditions are met, do the following (each iteration is called a generation):

(a) Create an empty population named *new-pop*.

(b) While *new-pop* is not full, do the following:

i. **Select** two individuals at random from *pop* so that individuals which

are more fit are more likely to be selected.

ii. **Cross-over** the two individuals to produce two new individuals.

(c) Let each individual in *new-pop* have a random chance to **mutate**.

(d) Replace *pop* with *new-pop*.ect the individual from *pop* with the highest fitness as the solution to the problem.

The **population** is the collection of candidate solutions that we are considering during the course of the algorithm [5]. Over the generations of the algorithm, new members are "born" into the population, while others "die" out of the population. A single solution in the population is referred to as an individual. The fitness of an individual is a measure of how "good" the solution represented by the individual is. The better the solution, the higher the fitness - obviously, this is dependent on the problem to be solved.

#### 2.2.1 Chromosome

The operation of Genetic Algorithm is remarkably simple, which is based on the concept of chromosome. Chromosome can be compared with a string. This string is a set of genes, where each gene represents a possible solution point in the search space. Alphabet, decimal number, binary number or any other different type of notations may represent these genes to construct a set of genes i.e. string or chromosome. We consider strings, without loss of generality, to be constructed over the

binary alphabet  $V=\{0,1\}$ . As a notational convenience, we refer to strings by capital letters and individual characteristics or genes by lower case letters subscripted by their position. For example, the seven bit string  $A = 0111000$  may be represented symbolically like this:

$$A = a_1 a_2 a_3 a_4 a_5 a_6 a_7.$$

### 2.2.2 Encoding of a Chromosome

A chromosome should in some way contain information about solution that it represents. The most used way of encoding is a binary string. A chromosome then could look like the figure below this:

Chromosome 1	1101100100110110
Chromosome 2	1101111000011110

Figure 5: Example of chromosome

Each chromosome is represented by a binary string. Each bit in the string can represent some characteristics of the solution. Another possibility is that the whole string can represent a number. Of course, there are many other ways of encoding. The encoding depends mainly on the solved problem. For example, one can encode directly integer or real numbers. Sometimes it is useful to encode some permutations and so on.

### 2.2.3 Selection

As we already know from the overview of GA and GA outline [8], chromosomes are selected from the population to be parents for crossover. The problem is how to select these chromosomes. According to Darwin's theory of evolution the best ones survive to create new offspring. There are many methods in selecting the best chromosomes. Examples are roulette wheel selection, Boltzman selection, tournament selection, rank selection, steady state selection and some others.

### 2.2.4 Crossover

After we have decided what encoding we will use, we can proceed to crossover operation. Crossover operates on selected genes from parent chromosomes and creates new offspring. The simplest way how to do that is to choose randomly some crossover point and copy everything before this point from the first parent and then copy everything after the crossover point from the other parent. Crossover can be illustrated as follows: ( | is the crossover point):

Chromosome 1	10010   00100110110
Chromosome 2	11011   11000011110
Offspring 1	10010   11000011110
Offspring 2	11011   00100110110

Figure 6: example of crossover

There are other ways how to make crossover, for example we can choose more crossover points. Crossover can be quite complicated and depends mainly on the encoding of chromosomes. Specific crossover made for a specific problem can improve performance of the genetic algorithm. Most popular ways of crossover are as follows:

#### One point crossover

A crossover point on the parent organism string is selected. All data beyond that point in the organism string is swapped between the two parent organisms. The resulting organisms are the children:

### 2.2.5 Mutation

After a crossover is performed, mutation takes place. Mutation is intended to prevent falling of all solutions in the population into a local optimum of the solved problem. Mutation operation randomly changes the offspring resulted from crossover. In case of binary encoding we can switch a few randomly chosen bits from 1 to 0 or from 0 to 1. Mutation can be then illustrated as follows:

Original offspring 1	1101111000011110
Original offspring 2	1101100100110110
Mutated offspring 1	1100111000011110
Mutated offspring 2	1101101100110110

Figure 7: example of mutation

The technique of mutation (as well as crossover) depends mainly on the encoding of chromosomes. For example when we are encoding permutations, mutation could be performed as an exchange of two genes. Different ways of performing mutation are Flip bit mutation, boundary mutation, non uniform mutation, gaussian mutation etc.

## 2.3 Estimation of Distribution Algorithm

In EDAs [6] the problem specific interactions among the variables of individuals are taken into consideration. It is the most recent adaptation of evolutionary approaches. It is starting to be widely used as a promising alternative of GA. The evolving process of EDA is the same as GA apart from crossover and mutation. Instead, EDA uses probabilistic distribution. The probability distribution is calculated from a database of selected individuals of previous generation. The pseudo code of EDA can be formulated as follows:

[Start]  $D_0 \leftarrow$  Generate  $M$  individuals (the initial population) at random.

1. [Fitness] Evaluate the fitness  $f(x)$  of each chromosome  $x$  in the population. Repeat steps 3 to 5 for  $l = 1, 2 \dots$  until the stopping criteria met.

**[Selection]**  $D_{l-1}^{se} \leftarrow$  Select  $N \leq M$  individuals from  $D_{l-1}$  according to selection method.

**[Estimation]**  $p_i(x) = p(x|D_{l-1}^{se})$  Estimate the probability distribution of an individual being among the selected individuals.

**[New Population]**  $D_l \leftarrow$  Sample  $M$  individuals (the new population) from  $p_i(x)$ .

The easiest way to calculate the estimation of probability distribution is to consider all the variables in a problem as univariate. Then the joint probability distribution becomes the product of the marginal probabilities of  $n$  variables, i.e.

$$p(x_i) = \prod_{i=1}^n p(x_i)$$

### 2.4 Univariate Marginal Distribution Algorithms

In UMDA [6], it is assumed that there is no interrelation among the variables of the problems. Hence the  $n$ -dimensional joint probability distribution is factorized as a product of  $n$  univariate and independent probability distribution. That is:

$$P_i(X) = p(X|D_{l-1}^{se}) = \prod_{i=1}^n p(x_i)$$

The pseudo code for UMDA is as follows:

**Step-1:**  $D_0 \leftarrow$  Generate  $M$  individuals (the initial population) at random.

**Step-2:** Repeat steps 3 to 5 for  $l = 1, 2, \dots$  until stopping criteria met.

**Step-3:**  $D_{l-1} \leftarrow$  Select  $N \leq M$  individuals from  $D_{l-1}$  according to selection method.

**Step-4:** Estimate the joint probability distribution

$$P_i(X) = p(X|D_{l-1}^{se}) = \prod_{i=1}^n p_i(x_i)$$

**Step-5:**  $D_l \leftarrow$  Sample  $M$  individuals (the new population) from  $p_i(x)$ .

In UMDA the joint probability distribution is factorized as a product of independent univariate marginal distribution, which is estimated from marginal frequencies:

$$p_i(x_j) = \frac{\sum_{X_j=x_j} \delta_j(X_j=x_j|D_{l-1}^{se})}{N}$$

With  $\delta_j(X_j = x_j|D_{l-1}^{se}) = 1$  if in the  $j$ th case of  $D_{l-1}^{se}$ ,  $X_j = x_j$ ; 0 otherwise.

## 3. PROPOSED METHOD

We choose a random network with the maximum chromosome length  $N$ , and applied the ZRP to determine the different zones with a radius of  $r$ , where  $r$  is the maximum distance of a node from the central node of a zone. This gives us the simplified form of a route from the source node to the destination node using the border nodes. Using this route as a chromosome, we create the population and apply the GA and the EDA. Below is a short description of our proposed method. The GZRP uses the popular encoding scheme and the minimizing fitness function:

S	B1	B2	...	Bn	D
---	----	----	-----	----	---

Figure 8: Chromosome formation

Where  $S$  = Source,  $B_i$  = Border node,  $D$  = Destination.

Here, all the nodes belong to different zones. The initial population is created randomly, containing the individuals of the above chromosome format. The minimizing fitness function would be the one with finding the shortest route from the source to the destination. The function can be given as follows:

$$I_{ij} = \begin{cases} 1 & \text{if the link from node } i \text{ to node } j \\ & \text{exists in the routing path} \\ 0 & \text{Otherwise} \end{cases}$$

Thus, we choose the objective function as the cost of two interconnected nodes multiplied by  $I_{ij}$ . In case of GA, we apply one-point crossover and mutation to get rid of stacking in local optima and increase the diversity of solutions. The point is chosen randomly, and crossover is applied between the two randomly selected individuals. Mutation operator then flips the randomly selected genes of the newly formed chromosome with the partial route from the mutation point.

In case of EDA, we use the same encoding scheme and the fitness function. As there is no crossover and mutation in EDA, the only challenge was to compute the probabilistic distribution of chromosome. The problem in this case is trivial. All the chromosome lengths are not the same, from the source node to the destination nodes. So, we apply the technique of continuous EDA domain, where the probabilistic model is generated using the mean and standard deviation. Thus the random function used in this case is the normal distribution function. In both the experiments, we use two terminating criterion, namely, maximum number of round in a single run and the converged solutions. Whenever we reach a converged solution, the program terminates, and if the program cannot converge to an optimal solution, we stop the run after a fixed number of iteration.

### 3.1 Initial population

The initial population is generated randomly using uniform random distribution. The size of the population is a parameter of the network. As the number of

population increases (as well as the chromosome length), the complexity of the problem increases. For small number of population and chromosome length, the difference may not be proved significant, but the time consumption will become low. This is the biggest trade off between the real time network and simulated approach. So we use this parameter as close as possible to a real life network. We use a network with 500 nodes initially but also test our network for random number of nodes.

### 3.2 Fitness Function

This is another challenge of our research. As our objective is to minimize the time and cost as well as to compare the performance of EDA and GA, we design such a fitness function that gives the best fitness value to the chromosome which represents the shortest path of the network. The fitness function is same for both EDA and GA and is used to evaluate all the chromosomes of the population. We calculate the cost to reach the destination from the source as a summation of the cost to visit one node from other for each chromosome and used these cost to determine their fitness.

### 3.3 Selection

Another issue is the number of selected sub population. For simplicity, we consider 50 percent of the initial population whose fitness values are higher as sub population.

### 3.4 Crossover and Mutation

The above four sections are common to GA and EDA. This section is applied only to GA. For Crossover we examine the current solutions in order to find the better ones. In case of GA, we apply one-point crossover and mutation to get rid of stacking in local optima and increase the diversity of solutions. The point is chosen randomly, and crossover is applied between the two randomly selected individuals. Mutation operator then flips the randomly selected genes of the newly formed chromosome with the partial route from the mutation point.

### 3.5 Probabilistic model

We apply Probabilistic Model function to EDA only. As there is no crossover and mutation in EDA, the only challenge was to compute the probabilistic distribution of chromosome. All the chromosome lengths were not the same, from the source node to the destination nodes. So, we apply the technique of continuous EDA domain, where the probabilistic model is generated using the mean and standard deviation. Thus the random function use in this case is the normal distribution function.

### 3.6 Comparison parameters

In case of EDA, we use the same encoding scheme and the fitness function. In both experiments, we used two terminating criterion, namely, maximum number of round in a single run and the converged solutions. Whenever we reach a converged solution, the program terminates, and if the program cannot converge to an optimal solution, we stop the run after a fixed number of iteration.

## 4. RESULT ANALYSIS

In our proposed method, we use the maximum number of iteration in a single run as 1000. The network length varies from 100 to 1000. The sub-population size used in EDA is 50 percent of the main population. The mutation factor is used as 90 percent, meaning a high probability of mutation chance for each individual. As we want to apply our method to ZRP, we do not use any benchmark data set of networks; rather try to handle the situation of dynamically formed network. Thus we increase the network size from 100 to 1000 with the increment of 100 nodes each time. Then we run the program for each set 10 times and used the average of the solution.

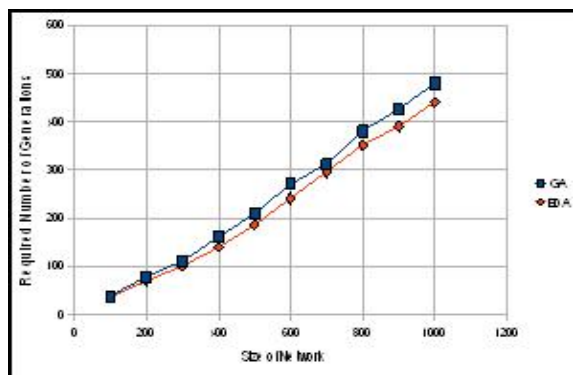


Figure 9: Required number of generation to find the converged value for the same network size using GA and EDA.

Figure 3 shows the performance of GA and EDA in terms of required number of Generations. This figure gives a clear view that, for the above parameter settings, EDA outperforms GA when the network grows in size. For the simplicity in implementation, we considered only the cost of the routing path in a zone.

In Figure 4 the best value of the 50 individual runs is taken to measure the performance against the average number of generations. Here it can be seen that GA performs better when the network size is small. In this case, when the network size grows more than 400 EDA performs better by resulting in a lower converged value for large size network. Thus our approach of applying EDA to solve ZRP proved to perform better than GA.

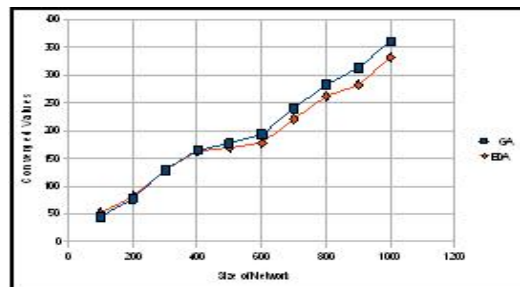


Figure 10: Converged values determined by GA and EDA.

Figure 5 states the average fitness values (in this case the optimal routing path cost) in each generation by EDA and GA.

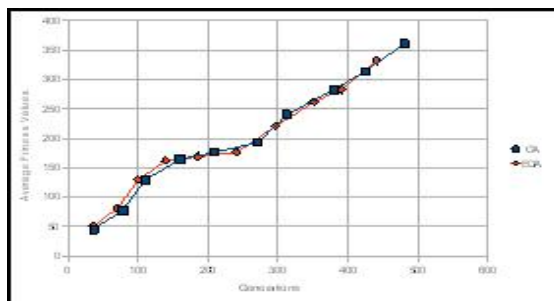


Figure 11: Average fitness values determined by GA and EDA of 50 individual runs.

Again, as our objective function was minimizing, the lower values of EDA indicates better solutions over GA. Also we are obtaining a set of routing path from source to destination from generation. As the network is generated randomly the same routing path is not used as the shortest path from source to destination which results in low traffic and load balance in the network.

## 5. CONCLUSION

Evolutionary approaches are not guaranteed to find the optimal solutions but they can minimize the cost significantly and are proved effective in larger search space. EDA is a growing field in evolutionary approaches and becoming popular day by day. Our contribution opens a new scope of applying EDA in such a field (ZRP), where GA is already applied.

In this study, we only consider UMDA. In future we can extend our work to apply population based incremental learning (PBIL) algorithm [6] and Compact Genetic Algorithm (CGA) [6] both of which are a form of EDA. Then we can decide the best EDA approach to solve ZRP. Again, the path rediscovery can be solved in case of a break down in the network by EDA and GA. Thus, we can again compare the performance in this aspect.

## REFERENCES

[1] H. Cheng, J. Cao, X. Fan, "GMZRP: Geography-aided Multicast Zone Routing Protocol in Mobile Ad Hoc Networks", in proceeding of Mobile Networks and Applications Conference 2008.

[2] H. J. Haas, "A new routing protocol for the reconfigurable wireless networks", in proceeding of IEEE 6th International Conference on Universal Personal Communications 97, 1997, pp. 562-566.

[3] J. Inagaki, M. Haseyama, H. Kitajima, "A genetic algorithm for determining multiple routes and its applications", in proceeding of IEEE Int. Symp. Circuits and Systems, 1999, pp. 137-140.

[4] J. M. Kin, T. H. Cho, "Genetic Algorithm Based Routing Method for Efficient Data Transmission in Sensor Networks", in proceeding of ICIC 2007, pp. 273-282. C. S. R. Marthy, B. S. Manoj, "Ad Hoc Wireless Networks Architecture & Protocols", ISBN 81-297-0945-7, Pearson Education Pvt. Ltd, Singapore.

[5] M. Pelikan, D. Goldberg, F. Lobo, "A Survey of Optimization by Building and Using Probabilistic Models", Illinois: Illinois Genetic Algorithms Laboratory (IlligAL), University of Illinois at Urbana-Champaign.

[6] D. Turgut, S. Das, R. Elmasri, B. Turgaut, "Optimizing clustering algorithm in mobile ad hoc networks using genetic algorithm approach", in proceeding of IEEE Global Telecommunications Conference, 2002, pp. 62-66.

[7] D. Whitley, "A Genetic Algorithm Tutorial", Statistics and Computing, Vol. 4, No. 2, 1994, pp. 65- 85.

[8] P. Sateesh Kumar, S. Ramachandram, "The performance evaluation of cached Genetic Zone Routing Protocol for MANETs", ICON 2008, pp. 1-5

**Md.Imran Hossain** received his B.Sc. degree in Computer Science and Engineering from Jahangirnagar University, Savar, Dhaka, Bangladesh in 2004 and M.Sc. degree in Telecommunication Engineering from Blekinge Institute of Technology (BTH), Sweden in 2008. Now he is serving as a Lecturer in the department of Electronics and Telecommunication Engineering at Daffodil International University, Dhaka, Bangladesh. His field of research interest includes wireless and mobile communication, Mobile Ad-hoc Network (MANET).

**Md. Iqbal Hossain Suvo** has completed his B.Sc. in Computer Science and Engineering from Khulna University, Khulna, Bangladesh in 2010. His research interest includes Digital and Satellite communication, Pattern recognition.