

Time of Arrival Through Interacting Environments —tunnelling case—

Ken-Ichi Aoki*, Atsushi Horikoshi[†] and Etsuko Nakamura[‡]

Institute for Theoretical Physics, Kanazawa University,
Kakuma-machi Kanazawa 920-1192, Japan

December 1999

Abstract

We discuss the propagation of wave packets through interacting environments. Such environments generally modify the dispersion relation or shape of the wave function. To study such effects in detail, we define the distribution function $P_X(T)$, which describes the arrival time T of a packet at a detector located at point X . We calculate $P_X(T)$ for wave packets travelling through a tunnelling barrier and find that our results actually explain recent experiments. We compare our results with the Nelson's stochastic interpretation of quantum mechanics and resolve a paradox previously given by the Nelson's viewpoint about the tunnelling time.

1 Introduction

We are interested in the behavior of the quantum particles, that is, wave packets propagating through interacting environments. In general, there are two types of environments. One is the ordinary medium (plasma, dielectric, etc.) which consists of “matter”[1-4]. The other is the non-trivial structure of vacuum due to the field theoretical fluctuations[5] or effects of quantum gravity[6, 7]. In both cases, presence of such environments would modify the dispersion relation of particles, $E = f(p)$ or modify the shape of the wave packet. Observation of arrival time of particles through such environments is a way to see the effects of these modification. Recently, these effects were tested in two fields, astrophysics and

*e-mail : aoki@hep.s.kanazawa-u.ac.jp

[†]e-mail : horikosi@hep.s.kanazawa-u.ac.jp

[‡]e-mail : etsuko@hep.s.kanazawa-u.ac.jp

quantum optics. The first is observation of arrival times of photons from distant astrophysical sources such as γ -ray bursters. Several models of quantum gravity suggest that the velocity of light has an effective energy dependence due to the modified dispersion relation induced by non-trivial structure of space-time at distances comparable to the Planck length. To confirm this effect, it is necessary to observe a certain difference of arrival time of photons with different energies, and γ -ray bursters work for this purpose[6]. As a result, the lower bound on energy scale of quantum gravity is obtained[8]. The second is observation of tunnelling of photons. Chiao et al. constructed an elaborate stadium for the race between a photon propagating in the vacuum and a photon through an optical barrier, and measured the arrival times of them[1, 2]. They found that the photon tunnelling the barrier arrived at the goal earlier(!) than the other photon travelling in the vacuum. Although this result implies the superluminal velocity of the tunnelling photon, it does not mean the causality violation, because in this case the group velocity itself does not transport any information at all. While tunnelling, apparent superluminality results from re-shaping of wave packets. Similar phenomena can be found in absorbing medium[9]. Anyway, in both experiments, measurement of arrival time of wave packets plays an essential role.

However, there is no clear definition of arrival time in quantum mechanics. This has a root in the well-known fact that time is not an operator but a parameter in quantum mechanics. Though many authors have attempted to define an operator of arrival time and to construct its eigenstates, satisfactory formulation has not been obtained yet[10-23]. In this article we define a distribution function $P_X(T)$, which describes the arrival time of packets at a detector located at point X . In terms of $P_X(T)$, we can compute a mean arrival time $\langle T \rangle_X$. Of course we assume an ideal detector and our definition of $P_X(T)$ might not exactly correspond to the physical measurement process. However concrete calculation of $P_X(T)$ shows us clearly the dynamical property of propagation of packets through interacting environments.

In this article, we investigate the arrival time distribution $P_X(T)$ numerically for non-relativistic massive particles travelling through a potential barrier in one space dimension, that is, tunnelling processes. This might be a simple model for the Chiao's experiment. In this case the existence of potential barrier $V(x)$ causes reflection and transmission of packets, therefore the behavior of $P_X(T)$ would be highly non-trivial depending on various parameters. How to deal with time in tunnelling process is also known as the so-called tunnelling time problem. The problem arises from a paradox that a particle under the potential higher than the particle's energy seems to move with pure imaginary velocity. In recent developments of nano-technology, the study of the tunnelling time has great significance because it might enable us to estimate the response time of nano-devices[25]. Various approaches to the tunnelling time have been proposed by many authors[27-33], however it seems impossible to define it uniquely. Therefore we need to define effective tunnelling times respectively for each system and

each purpose. We have no intention of wrestling with general theory of tunnelling time now, therefore we restrict ourselves to analyze what time the packet will appear in the exit of the potential barrier and how it moves after that. These two notions determining the arrival time difference have been usually confused. In this article we will discriminate them definitely.

Finally we consider the real-time stochastic interpretation of quantum mechanics introduced by Nelson[34]. Since it utilizes the real time trajectories of quantum particles as sample paths, we can construct appropriate time distribution from ensemble of sample paths. This is why the the Nelson's approach is expected to be effective for time problems in quantum mechanics. In particular, it is interesting to attack the tunnelling time problem from this approach because we can trace the particle's real time motion even under the tunnelling potential. Actually it was found that the tunnelling path "hesitates" in front of the barrier[35]. This property seems paradoxical because it implies that the particle tunnelling through the barrier should be always delayed against the free one due to this hesitation and it seems contradictory to the advancement of the peak of the wave packet as seen in the Chiao's experiment. Is it a real paradox?

It is clear that the Nelson's approach can reproduce any physical quantities of the usual quantum mechanics by averaging them about the sample path ensemble. However there is no reason that any "observables" classically defined in the Nelson's stochastic procedures do have corresponding quantities in the standard quantum mechanics. We will compute the arrival time distribution in the Nelson's approach and compare it with our $P_X(T)$. Then we clarify the real physical meaning of the "hesitation" and show there is no paradox at all. Furthermore we mention that the Nelson's interpretation can explain the characteristic behavior of $\langle T \rangle_X$ for tunnelling particles very well.

2 Definition of the arrival time distribution

At first we will see briefly previous attempts to define a time of arrival operator and their difficulties. In 1960's, Aharonov and Bohm quantized the representation of classical arrival time for the free particle at a point $X = 0$ [10],

$$T = -m\frac{x}{p} \rightarrow \hat{T} = -\frac{m}{2} \left(\hat{x} \frac{1}{\hat{p}} + \frac{1}{\hat{p}} \hat{x} \right). \quad (1)$$

Here x and p are the initial position and momentum respectively, where we work in the Heisenberg picture. Because \hat{T} satisfies $[\hat{T}, \hat{H}] = i\hbar$, it seems a good definition. However once we try to construct its eigenstates $\hat{T}|T\rangle = T|T\rangle$, they turn out to be not orthogonal,

$$\langle p|T\rangle \propto [\theta(p) + i\theta(-p)]\sqrt{p}e^{i\frac{p^2T}{2m\hbar}}, \quad (2)$$

$$\langle T|T' \rangle \propto \delta(T - T') - \frac{i}{\pi} \text{P} \frac{1}{T - T'}, \quad (3)$$

where P represents Cauchy's principal value. Namely \hat{T} is not hermitian. The origin of difficulty is the singular behavior of \hat{T} at $p = 0$. Recently the regularization of \hat{T} with the infrared momentum cut-off[14] and an interpretation by means of the positive-operator-valued-measure were proposed[15]. However the validity of their procedure has not been clear[16, 17]. In the first place, there is no one-to-one correspondence between the operator representation in the quantum theory and the classical representation, and it is getting more complicated for interacting cases[18-20].

Now we will not insist on defining an arrival time operator and rather we try to construct an arrival time distribution directly. We suppose that there is a detector on the path along the motion of wave packets and it counts the particle according to the value of wave function $\psi(X, t)$ at every time $t = T$. Supposing the detector is ideal one, we directly define *the arrival time distribution* $P_X(T)$ from $\psi(X, T)$,

$$P_X(T)dT = \frac{\rho_X(T)dT}{\int_0^\infty dT \rho_X(T)} \quad , \quad \rho_X(T) = |\psi(X, T)|^2. \quad (4)$$

Although Eq.(4) looks like a trivial definition in our picture, we will derive it clarifying our system setup and assumptions. We consider a system consisting of a particle and a detector located at $x = X$. If there is no interaction between them, the system Hamiltonian H_0 and the system state $|\Psi\rangle$ are given by

$$H_0 = H_p \otimes \mathbf{1} + \mathbf{1} \otimes H_D, \quad (5)$$

$$|\Psi\rangle = |\psi\rangle \otimes |D\rangle, \quad (6)$$

where H_p is the particle Hamiltonian and $|\psi\rangle$ is the particle state and similarly H_D and $|D\rangle$ are those of the detector. We define the total Hamiltonian H adding the interaction Hamiltonian H_I between the particle and the detector,

$$H = H_0 + H_I, \quad H_I = gV_p(x) \otimes V_D. \quad (7)$$

For simplicity, we consider a detector whose state consists of essentially two components,

$$\text{unreacted} : |\downarrow\rangle = \begin{pmatrix} 0 \\ 1 \end{pmatrix} \quad , \quad \text{reacted} : |\uparrow\rangle = \begin{pmatrix} 1 \\ 0 \end{pmatrix}. \quad (8)$$

Corresponding to this representation, we set the interaction potentials,

$$V_p(x) = \delta(x - X), \quad (9)$$

$$V_D = \begin{pmatrix} 0 & 1 \\ 1 & 0 \end{pmatrix}, \quad (10)$$

which induces a transition $|\downarrow\rangle \Rightarrow V_D |\downarrow\rangle = |\uparrow\rangle$. This choice of V_D should be meaningful only in the first order of g .

Now we consider the time evolution of the system from $t = 0$ to T . We prepare the initial state $|\mathbf{D}(0)\rangle = |\downarrow\rangle$ and evaluate a quantity $R_X(T)$, which is the probability that the state $|\mathbf{D}(t)\rangle$ is found to be $|\uparrow\rangle$ when $t = T$. From $R_X(T)$, we get $P_X(T)\Delta T$, which is the probability that the transition $|\downarrow\rangle \Rightarrow |\uparrow\rangle$ occurs in a time interval $[T, T + \Delta T]$, that is,

$$P_X(T)\Delta T = R_X(T + \Delta T) - R_X(T) \xrightarrow{\Delta T \rightarrow 0} P_X(T)dT = dR_X(T). \quad (11)$$

Next we evaluate $R_X(T)$ in terms of the particle wave function $\psi(x, t)$. We now assume that the detector reacts only once incoherently, and therefore we calculate only in the first order of g . Adopting the interaction picture, the time evolution of the state can be represented as follows in the first order of g ,

$$\begin{aligned} |\Psi(T)\rangle_I &= \mathcal{T} e^{-\frac{i}{\hbar} \int_0^T dt g V_{\text{PI}}(x, t) \otimes V_{\text{DI}}(t)} |\psi(0)\rangle_I \otimes |\mathbf{D}(0)\rangle_I \\ &\simeq |\psi(0)\rangle_I \otimes |\mathbf{D}(0)\rangle_I \\ &\quad - \frac{i}{\hbar} \int_0^T dt g V_{\text{PI}}(x, t) |\psi(0)\rangle_I \otimes V_{\text{DI}}(t) |\mathbf{D}(0)\rangle_I \\ &\equiv |\Psi(0)\rangle_I + |\overline{\Psi(T)}\rangle_I, \end{aligned} \quad (12)$$

where \mathcal{T} represents time ordered product. $|\Psi(0)\rangle_I$ is the undetected state and $|\overline{\Psi(T)}\rangle_I$ is the detected state, which is written in the Schrödinger picture,

$$\begin{aligned} |\overline{\Psi(T)}\rangle &= -\frac{i}{\hbar} \int_0^T dt \left[e^{-\frac{iH_{\text{P}}(T-t)}{\hbar}} g V_{\text{P}}(x) e^{-\frac{iH_{\text{P}}t}{\hbar}} \right] |\psi(0)\rangle \\ &\quad \otimes \left[e^{-\frac{iH_{\text{D}}(T-t)}{\hbar}} V_{\text{D}} e^{-\frac{iH_{\text{D}}t}{\hbar}} \right] |\mathbf{D}(0)\rangle \\ &\equiv -\frac{i}{\hbar} \int_0^T dt |\psi(T; t)\rangle \otimes |\mathbf{D}(T; t)\rangle, \end{aligned} \quad (13)$$

where we introduced

$$|\psi(T; t)\rangle \equiv \left[e^{-\frac{iH_{\text{P}}(T-t)}{\hbar}} g V_{\text{P}}(x) e^{-\frac{iH_{\text{P}}t}{\hbar}} \right] |\psi(0)\rangle, \quad (14)$$

$$|\mathbf{D}(T; t)\rangle \equiv \left[e^{-\frac{iH_{\text{D}}(T-t)}{\hbar}} V_{\text{D}} e^{-\frac{iH_{\text{D}}t}{\hbar}} \right] |\mathbf{D}(0)\rangle. \quad (15)$$

We obtain $R_X(T)$ in terms of the norm of the detected state,

$$R_X(T) = \overline{\langle \Psi(T) | \Psi(T) \rangle}, \quad (16)$$

under our approximation of the weak coupling. Now we apply a macroscopic decoherence condition,

$$\overline{\langle \mathbf{D}(T; t_1) | \mathbf{D}(T; t_2) \rangle} = \delta(t_1 - t_2). \quad (17)$$

It means that the states reacted at different times are orthogonal to each other, that is, once the detection process occurs, the total state effectively loses its coherence and looks like a mixed state. Actually a detector model realizing such condition could be constructed[24]. Under this condition, the evaluation of $R_X(T)$ and $P_X(T)$ are straightforward as follows,

$$\begin{aligned} R_X(T) = \overline{\langle \Psi(T) | \Psi(T) \rangle} &= \frac{1}{\hbar^2} \int_0^T dt_1 \int_0^T dt_2 \langle \psi(T; t_1) | \psi(T; t_2) \rangle \delta(t_1 - t_2) \\ &= \frac{1}{\hbar^2} \int_0^T dt \langle \psi(T; t) | \psi(T; t) \rangle, \end{aligned} \quad (18)$$

$$\begin{aligned} P_X(T) = \frac{\partial}{\partial T} R_X(T) &= \frac{\partial}{\partial T} \overline{\langle \Psi(T) | \Psi(T) \rangle} = \frac{1}{\hbar^2} \langle \psi(T; T) | \psi(T; T) \rangle \\ &= \frac{g^2}{\hbar^2} \left\langle \psi(0) \left| e^{-\frac{iH_P T}{\hbar}} V_P^\dagger(x) V_P(x) e^{-\frac{iH_P T}{\hbar}} \right| \psi(0) \right\rangle \\ &= \frac{g^2}{\hbar^2} \delta(0) |\psi(X, T)|^2, \end{aligned} \quad (19)$$

where at the last step, we inserted the complete set $(\int dx |x\rangle \langle x|)$ three times. Although the divergent $\delta(0)$ seems to break the validity of our formulation, we can remove this singularity by replacing the δ -function in (9) with a smeared function. We normalize the right hand side of (19) to get our expression of the arrival time distribution $P_X(T)$. Using $P_X(T)$ we define *the mean arrival time* $\langle T \rangle_X$,

$$\langle T \rangle_X = \int_0^\infty T P_X(T) dT. \quad (20)$$

Because $P_X(T)$ and $\langle T \rangle_X$ have simple and general expressions, we can calculate them easily even for interacting cases.

Of course our definition of arrival time distribution (4) is not a unique one. Considering a different system setup, some people proposed a definition using the current $J_X(T)$ instead of $\rho_X(T) = |\psi|^2$ [11],

$$P_X^c(T) dT = \frac{J_X(T) dT}{\int_0^\infty dT J_X(T)} \quad , \quad J_X(T) = \frac{\hbar}{m} \text{Im} \left[\psi^* \frac{\partial \psi}{\partial x} \right] \Big|_{x=X}. \quad (21)$$

This definition has a serious problem that $J_X(T)$ can be negative in some cases, for example, detection before the potential barrier. Therefore we can not identify $P_X^c(T)$ as a probability distribution. As for detection beyond the potential barrier as we discuss below, $J_X(T)$ might effectively maintain positivity and actually the behavior of $P_X^c(T)$ is found to be similar to ours.

3 Calculation of $P_X(T)$ for tunnelling particles

Now let's calculate $P_X(T)$ and $\langle T \rangle_X$ for non-relativistic massive particles travelling through potential barrier $V(x)$ in one dimension. This is a simple model of tunnelling processes such as the Chiao's experiment. Solving the time dependent Schrödinger equation with some initial conditions, we can get $\psi(x, t)$. Except for the free case it is difficult to solve the partial differential equation analytically, and therefore we solve it numerically. We now employ a discretization scheme known as the Crank-Nicholson method, which conserves the norm of $\psi(x, t)$ even with a finite discrete time step[39]. We work with the unit $m = \hbar = 1$ and for the initial condition we prepare a Gaussian wave packet,

$$\psi(x, 0) = \left(\frac{1}{\pi\sigma^2} \right)^{\frac{1}{4}} e^{-\frac{(x-x_0)^2}{2\sigma^2}} e^{ik_0(x-x_0)}, \quad (22)$$

whose mean energy is $\langle E \rangle = \frac{k_0^2}{2} + \frac{1}{4\sigma^2}$, and we set a time-independent square potential barrier $V(x)$ on a section $[0, d]$. For simplicity, in this article we work with a unique initial packet: the width of packet in the configuration space $\sigma = 10$, the central wave number $k_0 = 2$ and the center of packet $x_0 = -50$. We change two parameters of the barrier potential $V(x)$: the width d and the height h , and also the detector location X .

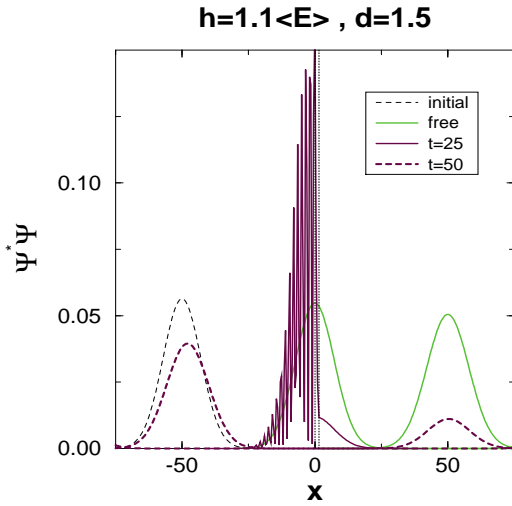


Figure 1: Snapshots of the wave function squared at various times

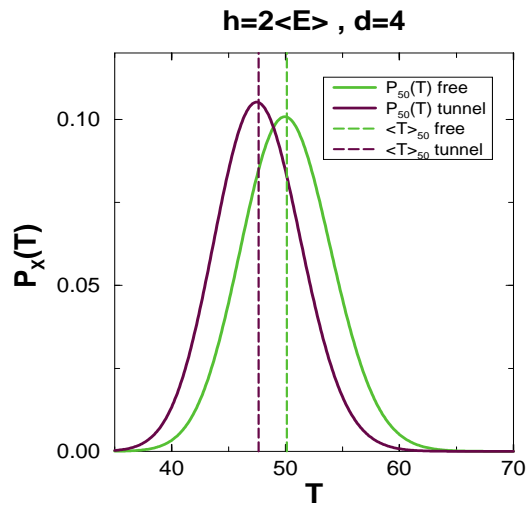


Figure 2: The arrival time distribution for detection at $X=50$

Let's begin with watching the motion of wave packets with $h = 1.1\langle E \rangle$, $d = 1.5$ potential. The snapshots of the motion is shown in Fig.1, in which the free one is also shown for comparison. Both packets spread due to the dispersive properties which come from their own masses. The packet through the potential barrier experiences reflection and transmission and the peak of transmitted part

will often advance compared to the free packet. It is usually explained that this is because the higher momentum components of the packet preferably go through the barrier and they propagate faster than the lower momentum parts due to their dispersive properties. Namely, the advancement results from re-shaping of the transmitted packet. However, tracing the peak of packet is often difficult because near the barrier the peak cannot be clearly identified. Therefore we must use more well-defined quantities, $P_X(T)$ and $\langle T \rangle_X$.

Analysis 1 : Detection at $X = 50$

Now let's calculate $P_X(T)$ and $\langle T \rangle_X$ at $X = 50$ with $h = 2\langle E \rangle$, $d = 4$ potential. In Fig.2, the arrival time distributions $P_X(T)$ are plotted for the free and the tunnelling particles and the mean arrival times $\langle T \rangle_X$ are shown by dashed lines. The remarkable feature of $P_X(T)$ is the stretched tail and the shift of peak caused by spread of the packet. For the free case, $\langle T \rangle_X = 50.13$ is later than $T = 50$ which is expected from the group velocity of the free packet and “the peak of $P_X(T)$ ” = 49.94 is earlier than $T = 50$. It is also seen that because of the packet's re-shaping, $P_X(T)$ for the tunnelling particle has a narrower shape than the free one and “ $\langle T \rangle_X$ for the tunnelling particle” = 47.65 is earlier than the free one. However, it should be noted that only one detection far from barrier can not describe the dynamics of packets since we should discriminate effects in and out of the potential barrier. Therefore we investigate detection at various points.

Analysis 2 : Detection at various points

When we try to give a definite answer to the so-called tunnelling time problem, we might have to calculate the difference $\Delta = \langle T \rangle_d - \langle T \rangle_0$, since this problem demands us to answer the question “how long does it take for the particle to tunnel across the barrier”. However the difference Δ dose not make much sense because as we can see in Fig.1, the shape of the packet is oscillating frequently at the entrance of the barrier and it is difficult to distinguish between tunnelling packet and reflected one, that is, $\langle T \rangle_0$ is not a good physical quantity. On the other hand, the packet has relatively clear shape at the exit of the barrier. Therefore we can analyze what time the packet will appear at the exit of the barrier and how it moves after that.

We calculate $\langle T \rangle_X$ for the exit of the barrier and several points after that: $\langle T \rangle_X$ at $X = d, 10, 20, 30, 40, 50$, with $d = 4$, $h = 0.5\langle E \rangle, 1.1\langle E \rangle, 2\langle E \rangle$ barrier potentials (Fig.3). We can find two remarkable features in this figure. The first is that for high barriers $\langle T \rangle_d$ is earlier than the free case, but is later for low barriers. That is, it seems that the transmitted packet arrives at the barrier exit earlier than the free one for tunnelling dominated cases. These are regarded as effects in the barrier. The second is that after passing the barrier, the tunnelling packet moves with a constant mean velocity larger than that of the corresponding free packet. This is an effect out of the barrier. These two types of effects are

combined to cause non-trivial behaviors of the arrival time. For example, in case of $d = 4$, $h = 0.5\langle E \rangle$, the tunnelling packet arrives at the barrier exit $X = 4$ later than the free packet, however after exiting the barrier, the tunnelling packet catches up with the free one and overtakes it at $X \simeq 15$. After all, it depends on X which arrives at X earlier, tunnelling or free.

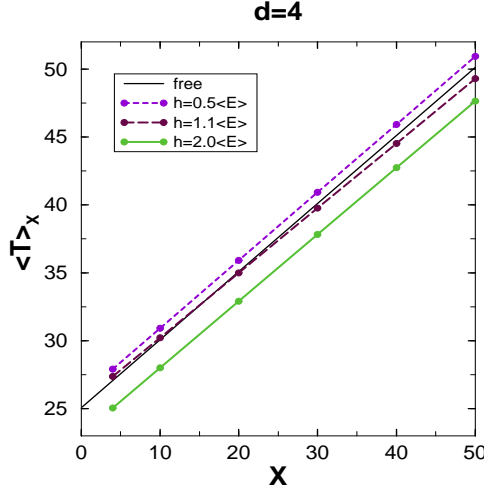


Figure 3: The mean arrival time for detection at various points

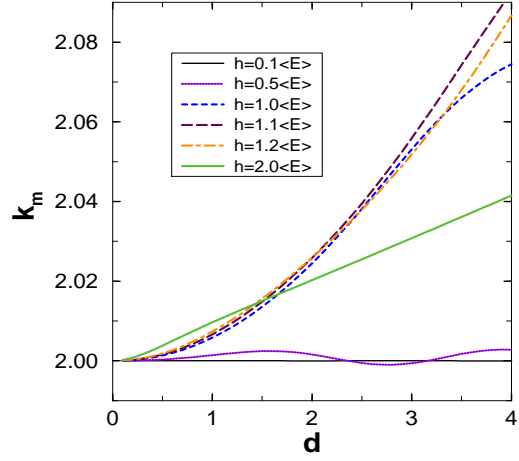


Figure 4: The mean momentum of the transmitted packet

We can see the second effect clearly in the Fourier transformed form of the transmitted packet[31],

$$\psi(x, t) = (4\pi\sigma^2)^{\frac{1}{4}} \int \frac{dk}{2\pi} e^{-\frac{\sigma^2(k-k_0)^2}{2}} |T_k| e^{i\theta} e^{i[k(x-x_0)-\omega t]}, \quad (23)$$

where T_k is the transmission amplitude and θ is the phase of it. Using analytically obtained $|T_k|$, the mean momentum k_m can be calculated for the transmitted packet. Results for several potential conditions are shown in Fig.4. For “high” barriers, the wider barrier gives the larger mean momentum in the region $d : [0, 4]$. This is because as d grows appreciable $|T_k|$ region shifts to the higher momentum side. Therefore “higher momentum components of the packet preferably go through the barrier” applies indeed. This kind of “acceleration” effects are found in other subjects of physics[26].

Analysis 3 : Detection at the barrier exit $X = d$

To see the in-barrier effects more definitely, we calculate the difference between mean arrival times for the tunnelling packet and the free one at the barrier exit $X = d$,

$$\Delta T \equiv \langle T \rangle_d^{\text{tunnel}} - \langle T \rangle_d^{\text{free}}. \quad (24)$$

Results for the same potential conditions as in Fig.4 are shown in Fig.5. At first we see that in the small d region, ΔT is positive, that is, the tunnelling packet gets behind the free one, for any potential height. However as d increases, ΔT shows different behaviors according to the potential height. Roughly speaking,

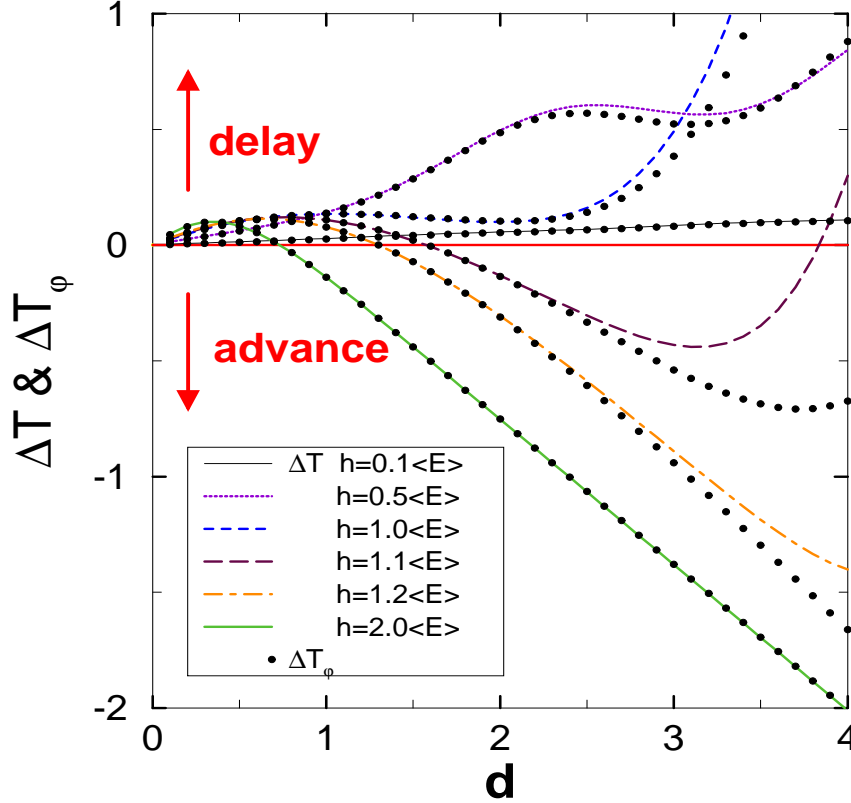


Figure 5: The difference between mean arrival times at the barrier exit $X = d$ for the tunnelling packet and the free one: $\Delta T \equiv \langle T \rangle_d^{\text{tunnel}} - \langle T \rangle_d^{\text{free}}$. ΔT_ϕ (shown by dots) are the same quantity calculated by the stationary phase method for each potential.

for the “low” barrier ΔT almost keeps positive but for the “high” barrier ΔT becomes negative. The “high” barrier means that the tunnelling modes dominate in the transmitted packet. In the large d region, ΔT is negative, that is, the tunnelling packet goes ahead of the free one for the tunnelling dominated case. We also see a strange behavior that ΔT changes sign twice and finally turns to be positive. The typical case in Fig.5 is $h = 1.1\langle E \rangle$ barrier. We understand this effect as follows. For a very wide barrier, over-the-barrier modes dominate in the

transmitted packet ($\omega_m = \frac{k_m^2}{2} > h$). That is, similar to the “low” barrier case, ΔT becomes positive again.

In Fig.5 we also plotted an analogous quantity ΔT_φ calculated by the stationary phase method. We define ΔT_φ as follows,

$$\tau_\varphi \equiv \left. \frac{d\theta}{d\omega} \right|_{\omega=\omega_m}, \quad (25)$$

$$\Delta T_\varphi \equiv \left(\frac{1}{v_g(k_m)} - \frac{1}{v_g(k_0)} \right) (d - x_0) + \tau_\varphi, \quad (26)$$

where θ is the phase shift of the transmitted wave defined in Eq.(23) and $v_g(E)$ are group velocities $v_g(k_m) = \left. \frac{d\omega}{dk} \right|_{k=k_m} = k_m$, $v_g(k_0) = k_0$. In the ordinary tunnelling time problem contexts τ_φ is called the phase time. As seen in Fig.5, though ΔT_φ has good agreement with our ΔT in small d region, as d increases, the difference becomes clear for $h \simeq \langle E \rangle$ barriers. This is because for such barriers the momentum distribution $e^{-\frac{\sigma^2(k-k_0)^2}{2}} |T_k|$ is no longer symmetric with respect to k_m , and the packet’s peak given by the stationary phase method loses physical significance.

We would like to close this section by referring to the relationship between our results and the experiment by Chiao et al., that is, tunnelling of the massless photon. Of course our model does not describe the propagation of photon, and we now only mention the qualitative behaviors. Because the energy of the photon in the vacuum is exactly proportional to its momentum, the group velocity of the photon after tunnelling is a constant c . Therefore we get an X -independent constant value of the difference $\Delta T = \langle T \rangle_X^{\text{tunnel}} - \langle T \rangle_X^{\text{free}}$ at any $X \geq d$. Since their experimental set up is the tunnelling dominated one, it may correspond to our model with high and medium wide barrier. Then our results are consistent with their experimental observation that the tunnelling photon comes up earlier than the free photon.

4 The Nelson’s stochastic interpretation

Now we consider the stochastic interpretation of the quantum mechanics introduced by Nelson. This approach interprets the motion of particle in the quantum mechanics as “real time” stochastic processes[34]. Nelson substituted coordinate variable $x(t)$ for a stochastic variable performing the Brownian motion in a certain drift force field. The time evolution of $x(t)$ is described by the Ito-type stochastic differential equation,

$$dx(t) = b(x(t), t) dt + dw(t), \quad (27)$$

where $b(x, t)$ is the so-called drift term, given by the ordinary Schrödinger wave function $\psi(x, t)$ as

$$b(x, t) = \frac{\hbar}{m} \frac{\partial}{\partial x} [\text{Im} + \text{Re}] \log \psi(x, t). \quad (28)$$

The Gaussian noise dw characterizes the stochastic behavior and should have the following statistical properties,

$$\langle dw(t) \rangle = 0, \quad \langle dw(t)dw(t) \rangle = \frac{\hbar}{m} dt. \quad (29)$$

Starting with an initial distribution of $x(0)$ we solve Eq.(27) and obtain sample paths. Averaging a physical variable with these sample paths, we can calculate the expectation value for the ordinary probability distribution $|\psi(x, t)|^2$. In this approach, we are able to observe “trajectories” of real time motion of a particle, that is, to describe the quantum-mechanical time evolution by the classical stochastic process.

Then in the the Nelson’s approach, it may be possible to understand an imaginary time process such as tunnelling in the real time language. It was pointed out that the tunnelling particle “hesitates” in front of the barrier as seen in Fig.6[35]. This fact was understood to imply that the particle tunnelling through the barrier should be always delayed against the free one because of this hesitation. Is it contradictory to our results? The Nelson’s approach can reproduce physical quantities in the standard quantum mechanics, and there can not be any conflict.

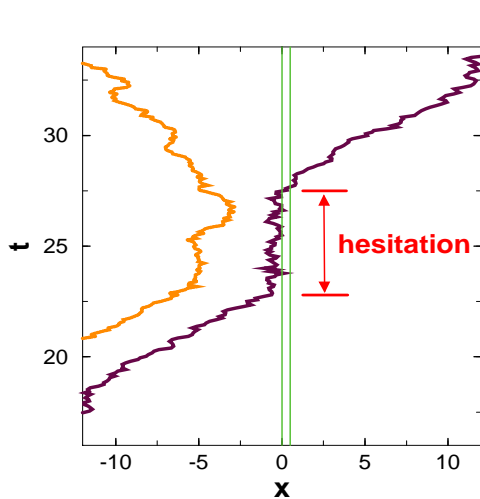


Figure 6: Typical sample paths with hesitation

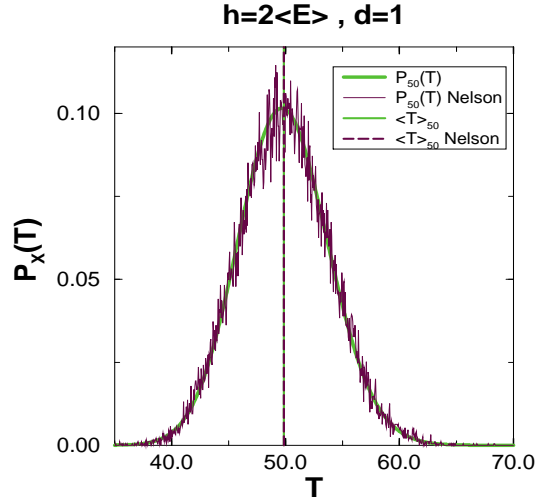


Figure 7: Comparison of two methods

Now we analyze the mean arrival time in the Nelson’s stochastic interpretation. One intuitive idea of defining the arrival time for a sample path is to

measure time for a path to reach a detecting point for the first time: “the first time counting scheme” [36]. However this notion has no counterpart in the physical quantities of the standard quantum mechanics. We have to work with the probability of existence of paths at a point (or a section) at some definite time. The difference of these two notions is that the latter counts the possibility of a path to go beyond the point and to come back to the point at the measuring time.

We define a probability function $\rho_X^N(T)$,

$$\rho_X^N(T) dx = \frac{n(X, T)}{N}, \quad (30)$$

where N is the total number of sample paths and $n(X, T)$ is the number of sample paths which exist in $[X, X + dx]$ at time T . As stressed before, we will count the number of paths passing a target point over and over again, i.e., we now employ “the multi counting scheme”. With this scheme, we define the arrival time distribution $P_X^N(T)$ and the mean arrival time $\langle T \rangle_X^N$ of the particle in the Nelson’s stochastic interpretation,

$$P_X^N(T) dT = \frac{\rho_X^N(T) dT}{\int_0^\infty dT \rho_X^N(T)}, \quad (31)$$

$$\langle T \rangle_X^N = \int_0^\infty T P_X^N(T) dT. \quad (32)$$

We calculate $P_X^N(T)$ and $\langle T \rangle_X^N$ with $h = 2 \langle E \rangle$, $d = 1$ barrier by solving Eq.(27) to get $N = 10^6$ sample paths. The result is shown in Fig.7. Distribution $P_X^N(T)$ agrees with $P_X(T)$ very well, therefore $\langle T \rangle_X^N$ agrees with $\langle T \rangle_X$. The distribution given by the Nelson’s approach exactly reproduces our previous results just as expected. Of course, if we employ the first time counting scheme, $P_X^N(T)$ shifts to the earlier time region and therefore $\langle T \rangle_X^N$ is smaller than $\langle T \rangle_X$.

Then, we should answer the paradoxical question, “why hesitating particle can arrive earlier than the free one?” To answer this question, let’s compare two cases of $\Delta T > 0$ and $\Delta T < 0$. At first we show typical sample paths for two cases, $\Delta T > 0$: $h = 2 \langle E \rangle$, $d = 0.5$ in Fig.8 and $\Delta T < 0$: $h = 2 \langle E \rangle$, $d = 1$ in Fig.9. In both figures we also plot the average position of the free sample paths $\langle x \rangle_{\text{free}}$. We should pay attention to the point $(x, t) = (0, 25)$ because $\langle x \rangle_{\text{free}}$ arrives in $x = 0$ at $t = 25$. Two figures, Fig.8 and Fig.9, make a remarkable contrast. That is, although in Fig.8 even the paths which arrives at $x = 0$ later than $t = 25$ can pass through the barrier, in Fig.9 almost only the paths which arrived at $x = 0$ earlier than $t = 25$ can go through it. The “hesitation” property is seen both cases. In Fig.9, however, even with “hesitation”, the averaged tunnelling path can appear at the barrier exit $x = d$ earlier than the averaged free paths because the tunnelling paths arrived at $x = 0$ much earlier than $\langle x \rangle_{\text{free}}$. This is the key to the mystery between hesitation and advancement.

Well, why do the tunnelling paths conduct themselves in such a strange way? In the first place, why does hesitation occur? The reason is hidden in the time dependence of the drift velocity $b(x, t)$. We show $b(x, t)$ for the same condition discussed above, especially near the potential barrier (Fig.10, Fig.11). In the foreground of the barrier, according to the interference of the incident packet and the reflected packet, $b(x, t)$ oscillates frequently and becomes null many times. Especially near the barrier entrance $x = 0$, $b(x, t)$ changes from positive to negative, where the particle is “trapped”. These effects spoil the path’s will and force him to hesitate.

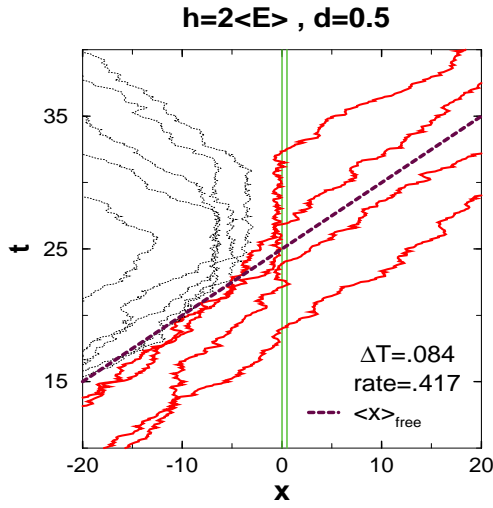


Figure 8: Sample paths for $\Delta T > 0$

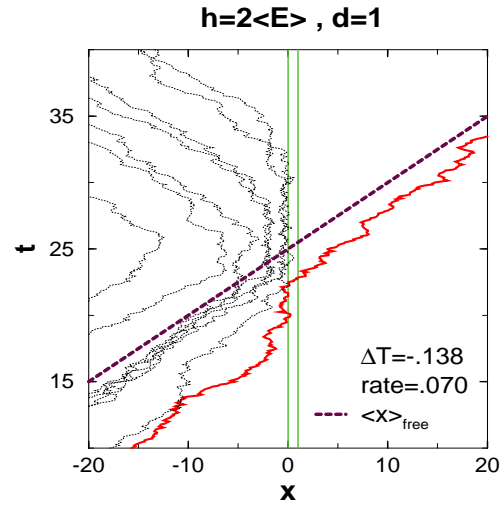


Figure 9: Sample paths for $\Delta T < 0$

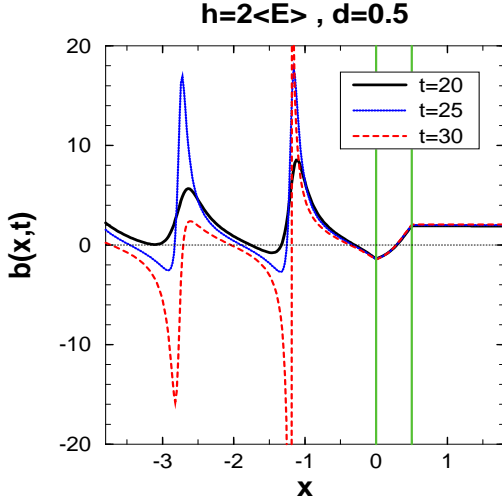


Figure 10: Drift velocity for $\Delta T > 0$

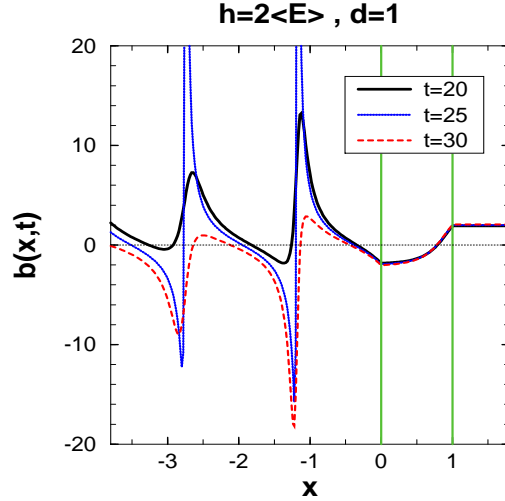


Figure 11: Drift velocity for $\Delta T < 0$

At earlier time, $b(x, t)$ has almost positive value but at later time, it becomes almost negative. In Fig.11, this tendency is extreme and the selection of tun-

nelling path is severer than in Fig.10. This is the reason why the early arrived paths tend to pass the barrier more easily. After all, there is no inconsistency between our results and hesitation behaviour in the Nelson's interpretation.

Furthermore, the Nelson's interpretation provides us an intuitive explanation of our results in a good manner. Let's consider high potential barrier case. It is important that every transmitted path hesitates to some extent. In small d region, because of high transmission rate, even a path arrived at $x \simeq 0$ relatively later can pass the barrier, and as a result we find $\Delta T > 0$. As d increases, transmission rate becomes lower and only the paths arrived at $x \simeq 0$ earlier can penetrate the barrier, and as a result we find $\Delta T < 0$. Finally as d becomes very large, the paths arrived at $x \simeq 0$ very earlier are hesitating there among very very long time, therefore ΔT becomes positive again.

Of course we must remind that the "path" in the Nelson's view never corresponds to a real particle in the ordinary quantum mechanics, and explanation we mentioned above is just an interpretation. The same is the case with an interpretation by the Bohm trajectory[12, 13]. It may be interesting to regard the path as a physical one and to calculate various quantities that can not be calculated in the ordinary quantum mechanics (tunnelling time $\Delta^N = \langle T \rangle_d^N - \langle T \rangle_0^N$, quantities calculated in the first time counting scheme, etc.). Although these attempts may give us deeper insights of the quantum dynamics, validity or significance of them have never been argued much so far[37, 38].

5 Summary

Supposing an ideal detector, we defined a simple expression of the arrival time distribution P_X and the mean arrival time $\langle T \rangle_X$, and applied them to analysis of the wave packet tunnelling. We define $\Delta T \equiv \langle T \rangle_d^{\text{tunnel}} - \langle T \rangle_d^{\text{free}}$ and calculated it for various barrier conditions and showed the barrier effects clearly. In small d region, ΔT is always positive, but as d increases, $\Delta T > 0$ for over-the-barrier case and $\Delta T < 0$ for tunnelling case. After tunnelling, the packet mostly moves faster than the free one because it preferably consists of the higher-momentum modes of the incident packet. The barrier works as an acceleration filter in a sense. We also clarified that the stationary phase method gives a good approximation to our results particularly in small d region.

We also confirmed that the stochastic interpretation introduced by Nelson reproduces our results. Furthermore, we clarified how the "hesitation" of the tunnelling paths in the Nelson's picture is consistent with the advancement of the tunnelling packet. The key observation is that the paths arrive at the barrier earlier than the free mean paths tend to penetrate the barrier more easily. We pointed out that this property can be explained by the drastic time dependence of the drift velocity $b(x, t)$ and found that the behaviour of ΔT are intuitively understandable by the Nelson's language.

Acknowledgement

We would like to thank T. Hashimoto, E.M. Ilgenfritz, K. Imafuku, K. Morikawa, I. Ohba, T. Tanizawa, H. Terao and M. Ueda for fruitful and encouraging discussions and suggestions.

References

- [1] Quantum Optical Studies of Tunneling and other Superluminal Phenomena
R.Y.Chiao and A.M.Steinberg, *Physica Scripta*. **T76**, 61 (1998)
- [2] Measurement of the Single-Photon Tunneling Time
A.M.Steinberg, P.G.Kwiat and R.Y.Chiao, *Phys. Rev. Lett.* **71**, 708 (1993)
- [3] An atom optics experiment to investigate faster-than-light tunneling
A.M.Steinberg, S.Myrskog, H.S.Moon, H.A.Kim, J.Fox and J.B.Kim, *Annalen Phys.***7**, 593 (1998)
- [4] Light speed reduction to 17 metres per second in an ultracold atomic gas
L.V.Hau, S.E.Harris, Z.Dutton and C.H.Behroozi, *Nature* **397**, 594 (1999)
- [5] Speed of light in non-trivial vacua
J.I.Latorre, P.Pascual and R.Tarrach, *Nucl. Phys. B***437**, 60 (1995)
- [6] Tests of quantum gravity from observations of γ -ray bursts
G.Amelino-Camelia, J.Ellis, N.E.Mavromatos, D.V.Nanopoulos, S.Sarkar,
Nature **393**, 763 (1998)
- [7] Quantum Evolution in Space-Time Foam
L.J.Garay, *Int. J. Mod. Phys. A***14**, 4079 (1999)
- [8] Severe Limits on Variations of the Speed of Light with Frequency
B.E.Schaefer, *Phys. Rev. Lett.* **82**, 4964 (1999)
- [9] Propagation of a Gaussian wave packet in an absorbing medium
M.Tanaka, M.Fujiwara and H.Ikegami, *Phys. Rev. A***34**, 4851 (1986)
- [10] Time in the Quantum Theory and the Uncertainty Relation for Time and Energy
Y.Aharonov and D.Bohm, *Phys. Rev.* **122**, 1649 (1961)
- [11] Tunneling-time probability distribution
R.S.Dumont and T.L.Marchioro, *Phys. Rev. A***47**, 85 (1993)
- [12] Arrival time distributions
C.R.Leavens, *Phys. Lett. A***178**, 27 (1993)

- [13] Distributions of delay times and transmission times in Bohm's causal interpretation of quantum mechanics
W.R.McKinnon and C.R.Leavens, *Phys. Rev. A* **51**, 2748 (1995)
- [14] Time-of-arrival in quantum mechanics
N.Grot, C.Rovelli and R.S.Tate, *Phys.Rev. A* **54**, 4679 (1996)
- [15] Positive-Operator-Valued Time Observable in Quantum Mechanics
R.Giannitrapani, *Int.J.Theor.Phys.* **36**, 1575 (1997)
- [16] Measurement of time of arrival in quantum mechanics
Y.Aharonov, J.Oppenheim, S.Popescu, B.Reznik and W.G.Unruh, *Phys. Rev. A* **57**, 4130 (1998)
- [17] Space-time properties of free-motion time-of-arrival eigenfunctions
J.G.Muga, C.R.Leavens and J.P.Palao, *Phys. Rev. A* **58**, 4336 (1998)
- [18] Arrival time in quantum mechanics
V.Delgado and J.G.Muga, *Phys. Rev. A* **56**, 3425 (1997)
- [19] Time of arrival through a quantum barrier
J.Leon, J.Julve, P.Pitanga and F.J.de Urries, *quant-ph/9903060*
- [20] Time-of-arrival distribution for arbitrary potentials and Wiger's time-energy uncertainty relation
A.D.Baute, R.S.Mayato, J.P.Palao and J.G.Muga, *quant-ph/9904055*
- [21] Transmisson time of wave packets through tunneling barriers
Y.E.Lofovik and A.V.Filinov,
Zh.Eksp.Teor.Fiz. **115**, 1872 (1999); *J.Exp.Theor.Phys.* **88**, 1026 (1999)
- [22] Travel Time of a Quantum Particle through a Given Domain
A.I.Kirillov and E.V.Polyachenko, *Theor. Math. Phys.* **118**, 41 (1999)
- [23] Operational time of arrival in quantum phase space
P.Kochanski and K.Wodkiewicz, *Phys. Rev. A* **60**, 2689 (1999)
- [24] Arrival Times in Quantum Theory from an Irreversible Detector Model
J.J.Halliwell, *Prog. Theor. Phys.* **102**, 707 (1999)
- [25] Coherent control of macroscopic quantum states in a single-Cooper-pair box
Y.Nakamura, Y.A.Pashkin and J.S.Tsai, *Nature* **398**, 786 (1999)
- [26] Observation of Quantum Accelerator Modes
M.K.Oberthaler, R.M.Godun, M.B.d'Arcy, G.S.Summy and K.Burnett,
Phys. Rev. Lett. **83**, 4447 (1999)

- [27] Lower Limit for the Energy Derivative of the Scattering Phase Shift
E.P.Wigner, Phys. Rev. **98**, 145 (1955)
- [28] Larmor precession and the traversal time for tunneling
M.Büttiker, Phys. Rev. B**27**, 6178 (1983)
- [29] Tunneling times: a critical review
E.H.Hauge and J.A.Støvneng, Rev. Mod. Phys. **61**, 917 (1989)
- [30] Barrier interaction time in tunneling
R.Landauer and Th.Martin, Rev. Mod. Phys. **66**, 217 (1994)
- [31] Tunneling time through a rectangular barrier
V.M.de Aquino, V.C.Aguilera-Navarro, M.Goto and H.Iwamoto, Phys. Rev. A**58**, 4359 (1993)
- [32] Speakable and Unspeakable in the Tunneling Time Problem
N.Yamada, Phys. Rev. Lett. **83**, 3350 (1999)
- [33] Variational approach to the tunneling-time problem
C.Bracher, M.Kleber and M.Riza, Phys. Rev. A**60**, 1864 (1999)
- [34] Derivation of the Schrödinger Equation from Newtonian Mechanics
E.Nelson, Phys. Rev. **150**, 1079 (1966)
- [35] Tunneling time based on the quantum diffusion process approach
K.Imafuku, I.Ohba and Y.Yamanaka, Phys. Lett. A**204**, 329 (1995)
- [36] Comments on Nelson's Quantum Stochastic Process
-Tunneling time and domain structure-
T.Hashimoto, Proceedings of Conference on Quantum Information: Nagoya, Japan (1997)
- [37] Effects of inelastic scattering on tunneling time based on the generalized diffusion process approach
K.Imafuku, I.Ohba and Y.Yamanaka, Phys. Rev. A**56**, 1142 (1997)
- [38] Measurement of Larmor precession angles of tunneling neutrons
M.Hino, N.Achiwa, S.Tasaki, T.Ebisawa, T.Kawai, T.Akiyoshi and D.Yamazaki, Phys. Rev. A**59**, 2261 (1999)
- [39] Quantum Mechanics Simulations
J.R.Hiller, I.D.Johnston and D.F.Styer, (John Wiley & Sons, 1995)