

Higher order conductivity corrections to the Casimir force

V.B. Bezerra, G.L. Klimchitskaya¹, V.M. Mostepanenko²

*Departamento de Física, Universidade Federal da Paraíba,
Caixa Postal 5008, CEP 58059-970 João Pessoa, Pb-Brazil*

Abstract

The finite conductivity corrections to the Casimir force in two configurations are calculated in the third and fourth orders in relative penetration depth of electromagnetic zero oscillations into the metal. The obtained analytical perturbation results are compared with recent computations. Applications to the modern experiments are discussed.

PACS codes: 03.70.+k, 12.20.Ds, 78.20.-e

Keywords: Casimir effect, finite conductivity corrections, plasma model

Corresponding author: V.M. Mostepanenko, Departamento de Física,
UFPB, Caixa Postal 5008, CEP 58.059-970 João Pessoa, Pb-Brazil

Tel: 55(83)216-7529

Fax: 55(83)216-7422

E-mail: mostep@fisica.ufpb.br

¹On leave from: North-West Polytechnical Institute, St. Petersburg, Russia

²On leave from: A. Friedmann Laboratory for Theoretical Physics, St.Petersburg, Russia

1. Introduction

In 1998 just 50 years have passed after the publication of the famous paper by Casimir [1] (see the Proceedings [2] especially devoted to this event). Accidentally the experimental interest in the Casimir effect was rekindled at the same time. In Ref.[3] the torsion pendulum was used to measure the Casimir force between *Cu* plus *Au* coated quartz plate, and a spherical lens in a distance range from $0.6\,\mu\text{m}$ to $6\,\mu\text{m}$. The accuracy of order 5% was claimed in [3] for the agreement of the measurement with theory. In Refs.[4–6] the Casimir force between *Al* plus *Au/Pd* coated disk and a sphere was measured for surface separations between $0.1\,\mu\text{m}$ to $0.9\,\mu\text{m}$ using the Atomic Force Microscope. The deviation between theory and experiment was shown to be of around 1% at the smallest surface separation [4,6,7]. The obtained experimental results and the extent of their agreement with theory were used to establish stronger constraints for the parameters of hypothetical long-range interactions predicted by the unified gauge theories, supersymmetry and supergravity [8–11].

To be confident that data fit theory at a level of about several percent, the different corrections to the ideal expression for the Casimir force should be taken into account. The main contribution is given by the corrections due to finite conductivity of the boundary metal, its roughness and due to non-zero temperature (see [12] for review). Experimental data of [3] do not support the presence of any of these corrections although they should contribute at a level of 5%. By contrast, in [4,6] the surface roughness and finite conductivity corrections are of great concern (the temperature corrections are negligible in the measurement range of [4,6]).

The subject of the present paper is the calculation of higher order finite conductivity corrections to the Casimir force in relative penetration depth of electromagnetic zero oscillations into the metal. We consider configurations of two plane parallel plates and a sphere above a plate. The first order finite conductivity correction was found in [13] for configuration of two plane parallel plates with an error in numerical coefficient corrected in [14]. Later the correct result was reobtained in [15]. Second order correction was firstly found in [16] (see also [12]). It was modified for the configuration of a sphere above a disk in [17] by the use of Proximity Force Theorem (PFT) [18]. The results of [16,17] for the Casimir force up to the second power in relative penetration depth are in common use when discussing the recent experiments (see, e.g., [4,6,7,19–21]). In [7,10] the third and the fourth order corrections

were obtained approximately from the interpolation formula. They allowed to achieve the excellent agreement between theory and experiment.

In [19] numerical calculation of the Casimir force with account of finite conductivity has been attempted based on the tabulated data for the complex dielectric permittivity as a function of frequency. The same computation was repeated in [21] with the diverged results. The reason of these differences was interpreted in [21] as the invalid manipulation of optical data in [19]. Our analytical calculation of higher order conductivity corrections agrees with the results of [21] in the application range of perturbation approach. As shown below the perturbation results obtained in the context of plasma model are valid with rather high accuracy when the distance between the test bodies is larger than the plasma wavelength (not much larger as advocated in [20]). This gives the possibility, in some instance, to use the plasma model for the distances of order or even less than the characteristic absorption wavelength of test body material.

The paper is organized as follows. In Sec. 2 the general finite results for the Casimir energy density and force are briefly presented. Sec. 3 contains derivation of the third and fourth order conductivity corrections. In Sec. 4 the obtained perturbation results are compared with numerical calculations. Sec. 5 contains conclusions and discussion.

2. Casimir energy density and force between realistic materials

Let us consider two semi-infinite solids with dielectric permittivity $\varepsilon(\omega)$ separated by a plane-parallel gap of width a . The surfaces of the bodies are planes $z = 0, a$. The Casimir energy density and force acting between these bodies can be found most simply following [22,23] (see also [24] for the multilayered walls). Some additional clarification is given here in the case in which the finite energy density rather than force is the subject of interest.

The mode frequencies of electromagnetic field are found from Maxwell equations supplemented by the standard boundary conditions at $z = 0, a$. Two types of such frequencies $\omega_{\mathbf{k},n}^{(1,2)}$ (surface modes [25]) corresponding to two polarizations of the electric field are the solutions of the equations

$$\begin{aligned}\Delta^{(1)}(\omega_{\mathbf{k},n}^{(1)}) &\equiv \varepsilon^2 K_\varepsilon^2 e^{-K_\varepsilon a} \left[(K_\varepsilon + \varepsilon K)^2 e^{Ka} - (K_\varepsilon - \varepsilon K)^2 e^{-Ka} \right] = 0, \\ \Delta^{(2)}(\omega_{\mathbf{k},n}^{(2)}) &\equiv K_\varepsilon^2 e^{-K_\varepsilon a} \left[(K_\varepsilon + K)^2 e^{Ka} - (K_\varepsilon - K)^2 e^{-Ka} \right] = 0.\end{aligned}\tag{1}$$

Here the following notations are introduced

$$K^2 = k^2 - \frac{\omega^2}{c^2}, \quad K_\varepsilon^2 = k^2 - \varepsilon \frac{\omega^2}{c^2}, \quad (2)$$

and \mathbf{k} is the two-dimensional propagation vector in the xy -plane.

The infinite zero-point energy of the electromagnetic field between the plates is given by [23,24]

$$E(a) = \frac{1}{2} \hbar \sum_{\mathbf{k}, n} \left(\omega_{\mathbf{k}, n}^{(1)} + \omega_{\mathbf{k}, n}^{(2)} \right), \quad (3)$$

where the sum in continuous index \mathbf{k} is actually an integral. Introducing the length L for the x, y sides of the plates we obtain the vacuum energy density

$$\mathcal{E}(a) = \frac{E(a)}{L^2} = \frac{\hbar}{4\pi} \int_0^\infty k dk \sum_n \left(\omega_{\mathbf{k}, n}^{(1)} + \omega_{\mathbf{k}, n}^{(2)} \right), \quad (4)$$

which is also infinite.

Summation in (4) over the solutions of (1) can be performed with the help of the argument principle

$$\sum_n \omega_{\mathbf{k}, n}^{(1,2)} = \frac{1}{2\pi i} \left[\int_{i\infty}^{-i\infty} \omega d \ln \Delta^{(1,2)}(\omega) + \int_{C_+} \omega d \ln \Delta^{(1,2)}(\omega) \right], \quad (5)$$

where contour C_+ is a right semicircle of infinite radius in complex ω -plane with a center at the origin (note that the functions $\Delta^{(1,2)}(\omega)$ have no poles).

The integral over C_+ can be simply calculated when it is considered that

$$\lim_{\omega \rightarrow \infty} \varepsilon(\omega) = 1, \quad \lim_{\omega \rightarrow \infty} \frac{d\varepsilon(\omega)}{d\omega} = 0 \quad (6)$$

along the arbitrary radial direction in complex plane. The result (infinite) does not depend on a . It is given by

$$\int_{C_+} \omega d \ln \Delta^{(1,2)}(\omega) = 3 \int_{C_+} d\omega. \quad (7)$$

Introducing a new variable $\xi = -i\omega$ in (5), (7) and performing a partial integration one obtains

$$\sum_n \omega_{\mathbf{k}, n}^{(1,2)} = \frac{1}{2\pi} \int_{-\infty}^\infty \xi d \ln \Delta^{(1,2)}(i\xi) + \frac{3}{2\pi} \int_{C_+} d\xi. \quad (8)$$

Now let us turn to the removing of divergencies (this important point was not discussed in [22–24]). It is apparent that for the infinitely remote plates the regularized physical vacuum energy density should vanish [12]. In the limit $a \rightarrow \infty$ we have from (8)

$$\left(\sum_n \omega_{\mathbf{k},n}^{(1,2)}\right)_\infty = \frac{1}{2\pi} \int_{-\infty}^{\infty} \xi d \ln \Delta_\infty^{(1,2)}(i\xi) + \frac{3}{2\pi} \int_{C_+} d\xi. \quad (9)$$

where by the use of (1), it follows

$$\Delta_\infty^{(1)} = \varepsilon^2 K_\varepsilon^2 e^{-K_\varepsilon a} (K_\varepsilon + \varepsilon K)^2 e^{Ka}, \quad \Delta_\infty^{(2)} = K_\varepsilon^2 e^{-K_\varepsilon a} (K_\varepsilon + K)^2 e^{Ka}. \quad (10)$$

For a regularized quantity the result is

$$\left(\sum_n \omega_{\mathbf{k},n}^{(1,2)}\right)_{reg} \equiv \sum_n \omega_{\mathbf{k},n}^{(1,2)} - \left(\sum_n \omega_{\mathbf{k},n}^{(1,2)}\right)_\infty = \frac{1}{2\pi} \int_{-\infty}^{\infty} d\xi \ln \frac{\Delta^{(1,2)}(i\xi)}{\Delta_\infty^{(1,2)}(i\xi)}, \quad (11)$$

where we are guided by the argument of infinitely remote plates.

Substituting the regularized quantities (11) into (4) instead of (8) we obtain the final expression for the Casimir energy density between plates

$$\mathcal{E}_{reg}(a) = \frac{\hbar}{4\pi^2} \int_0^\infty k dk \int_0^\infty d\xi [\ln \tilde{\Delta}^{(1)}(i\xi) + \ln \tilde{\Delta}^{(2)}(i\xi)], \quad (12)$$

where

$$\tilde{\Delta}^{(1)} \equiv \frac{\Delta^{(1)}}{\Delta_\infty^{(1)}} = 1 - \frac{(K_\varepsilon - \varepsilon K)^2}{(K_\varepsilon + \varepsilon K)^2} e^{-2Ka}, \quad \tilde{\Delta}^{(2)} \equiv \frac{\Delta^{(2)}}{\Delta_\infty^{(2)}} = 1 - \frac{(K_\varepsilon - K)^2}{(K_\varepsilon + K)^2} e^{-2Ka}, \quad (13)$$

and also use was made of the fact that $\tilde{\Delta}^{(1,2)}$ are even functions of ξ .

Notice that in [23] no finite expression for the energy density was obtained. In [24] the omission of infinities was performed implicitly without a physical justification. To illustrate this, in [24] instead of Eqs.(1) the result of their division by the terms containing $\exp(Ka)$ was used in spite of the fact that on C_+ such operation is the division by infinity. Fortunately, this operation did not influence the final result for the energy density obtained in [24] which is perfectly correct.

One can obtain the Casimir force between plates from (12)

$$F_p(a) = -\frac{\partial \mathcal{E}_{reg}(a)}{\partial a} = -\frac{\hbar}{2\pi^2} \int_0^\infty k dk \int_0^\infty d\xi K \left\{ \left[\frac{(K_\varepsilon + \varepsilon K)^2}{(K_\varepsilon - \varepsilon K)^2} e^{2Ka} - 1 \right]^{-1} + \left[\frac{(K_\varepsilon + K)^2}{(K_\varepsilon - K)^2} e^{2Ka} - 1 \right]^{-1} \right\}, \quad (14)$$

which is exactly equivalent to Lifshitz result [23,26]. Using PFT [18] we obtain from (12) the Casimir force acting between a plane plate and a spherical lens or a sphere which is given by

$$F_l(a) = 2\pi R \mathcal{E}_{reg}(a) = \frac{\hbar R}{2\pi} \int_0^\infty k dk \int_0^\infty d\xi [\ln \tilde{\Delta}^{(1)}(i\xi) + \ln \tilde{\Delta}^{(2)}(i\xi)]. \quad (15)$$

Both Eqs.(14) and (15) are used below to calculate higher order conductivity corrections to the Casimir force between realistic metals in two configurations under consideration.

3. Higher order conductivity corrections

It is common knowledge that the dominant contribution to the Casimir force comes from frequencies $\xi \sim c/a$. We consider the micrometre domain with a from a few tenths of a micrometre to around a hundred micrometers. Here the dominant frequencies are of visible light and infrared optics. In this domain, the plasma model works well and the dielectric permittivity of a metal can be presented as

$$\varepsilon(\omega) = 1 - \frac{\omega_p^2}{\omega^2}, \quad \varepsilon(i\xi) = 1 + \frac{\omega_p^2}{\xi^2}, \quad (16)$$

where the plasma frequency ω_p is different for different metals.

The case of plane parallel plates will be our initial concern. Introducing new variables p and x according to

$$k^2 = \frac{\xi^2}{c^2}(p^2 - 1), \quad \xi = \frac{cx}{2pa} \quad (17)$$

we transform Eq.(14) into the form

$$F_p(a) = -\frac{\hbar c}{32\pi^2 a^4} \int_0^\infty x^3 dx \int_1^\infty \frac{dp}{p^2} \left\{ \left[\frac{(s+p\varepsilon)^2}{(s-p\varepsilon)^2} e^x - 1 \right]^{-1} + \left[\frac{(s+p)^2}{(s-p)^2} e^x - 1 \right]^{-1} \right\}, \quad (18)$$

where

$$s \equiv \sqrt{\varepsilon - 1 + p^2}. \quad (19)$$

Let us expand the expression under the integral with respect to p in powers of a small parameter

$$\alpha \equiv \frac{\xi}{\omega_p} = \frac{c}{2\omega_p a} \cdot \frac{x}{p} = \frac{\delta_0}{a} \cdot \frac{x}{2p}, \quad (20)$$

where $\delta_0 = \lambda_p/(2\pi)$ is the effective penetration depth of the electromagnetic oscillations into the metal. Note that in terms of this parameter $\varepsilon(\omega) = 1 + (1/\alpha^2)$.

After the straightforward calculations one obtains

$$\begin{aligned} \left[\frac{(s + p\varepsilon)^2}{(s - p\varepsilon)^2} e^x - 1 \right]^{-1} &= \frac{1}{e^x - 1} \left[1 - \frac{4A}{p} \alpha + \frac{8A}{p^2} (2A - 1) \alpha^2 \right. \\ &\quad + \frac{2A}{p^3} (-6 + 32A - 32A^2 + 2p^2 - p^4) \alpha^3 \\ &\quad \left. + \frac{8A}{p^4} (2A - 1) (2 - 16A + 16A^2 - 2p^2 + p^4) \alpha^4 + O(\alpha^5) \right], \end{aligned} \quad (21)$$

where $A \equiv e^x/(e^x - 1)$.

In perfect analogy, the other contribution from (18) is

$$\begin{aligned} \left[\frac{(s + p)^2}{(s - p)^2} e^x - 1 \right]^{-1} &= \frac{1}{e^x - 1} \left[1 - 4Ap\alpha + 8A(2A - 1)p^2\alpha^2 \right. \\ &\quad + 2A(-5 + 32A - 32A^2)p^3\alpha^3 \\ &\quad \left. + 8A(1 + 18A - 48A^2 + 32A^3)p^4\alpha^4 + O(\alpha^5) \right] \end{aligned} \quad (22)$$

(note that this expression actually does not depend on p due to (20)).

After substitution of (21), (22) into (18) all integrals with respect to p have the form $\int_0^\infty dp p^{-k}$ with $k \geq 2$ and are calculated immediately. The integrals with respect to x have the form

$$\int_0^\infty dx \frac{x^n e^{mx}}{(e^x - 1)^{m+1}} \quad (23)$$

and can be easily calculated with the help of [27]. Substituting their values into (18) we obtain after some transformations the Casimir force between metallic plates with finite conductivity corrections up to the fourth power in relative penetration depth

$$\begin{aligned} F_p(a) &= F_p^{(0)}(a) \left[1 - \frac{16}{3} \frac{\delta_0}{a} + 24 \frac{\delta_0^2}{a^2} - \frac{640}{7} \left(1 - \frac{\pi^2}{210} \right) \frac{\delta_0^3}{a^3} \right. \\ &\quad \left. + \frac{2800}{9} \left(1 - \frac{163\pi^2}{7350} \right) \frac{\delta_0^4}{a^4} \right], \end{aligned} \quad (24)$$

where $F_p^{(0)}(a) \equiv -(\pi^2 \hbar c)/(240a^4)$.

As was mentioned in the Introduction, the first order correction in (24) was obtained in [13–15]. The second order correction was obtained in [16]

(see also [12]). The third and fourth order corrections which are obtained here are important for the recent Casimir force measurements (see Sec.4).

Now let us turn to the configuration of a lens or a sphere above a plate. Introducing the new variable (17) into (15) we get the Casimir force

$$F_l(a) = \frac{\hbar c R}{16\pi a^3} \int_0^\infty x^2 dx \int_1^\infty \frac{dp}{p^2} \left\{ \ln \left[1 - \frac{(s - p\varepsilon)^2}{(s + p\varepsilon)^2} e^{-x} \right] + \ln \left[1 - \frac{(s - p)^2}{(s + p)^2} e^{-x} \right] \right\}. \quad (25)$$

Bearing in mind the further expansions it is convenient to perform in (25) integration by parts with respect to x . The result is

$$F_l(a) = -\frac{\hbar c R}{48\pi a^3} \int_0^\infty x^3 dx \int_1^\infty \frac{dp}{p^2} \left[\frac{(s - p\varepsilon)^2 - (s + p\varepsilon)^2 \frac{\partial}{\partial x} \frac{(s - p\varepsilon)^2}{(s + p\varepsilon)^2}}{(s + p\varepsilon)^2 e^x - (s - p\varepsilon)^2} + \frac{(s - p)^2 - (s + p)^2 \frac{\partial}{\partial x} \frac{(s - p)^2}{(s + p)^2}}{(s + p)^2 e^x - (s - p)^2} \right]. \quad (26)$$

The expansion of the first term under the integral in powers of the parameter α introduced in (20) is

$$\begin{aligned} \frac{(s - p\varepsilon)^2 - (s + p\varepsilon)^2 \frac{\partial}{\partial x} \frac{(s - p\varepsilon)^2}{(s + p\varepsilon)^2}}{(s + p\varepsilon)^2 e^x - (s - p\varepsilon)^2} &= \frac{1}{e^x - 1} \left\{ 1 + \frac{4}{px} (1 - Ax) \alpha \right. \\ &+ \frac{8A}{p^2 x} (-2 - x + 2Ax) \alpha^2 + \frac{2}{p^3 x} [2 - 6p^2 + 3p^4 \\ &+ Ax(-6 + 32A - 32A^2 + 2p^2 - p^4) + 16A(2A - 1)] \alpha^3 \\ &+ \frac{8A}{p^4 x} [-8 + 32A - 32A^2 + 8p^2 - 4p^4 \\ &\left. + x(2A - 1)(2 - 16A + 16A^2 - 2p^2 + p^4)] \alpha^4 + O(\alpha^5) \right\}. \end{aligned} \quad (27)$$

In the same way for the second term under the integral of (26) one obtains

$$\begin{aligned} \frac{(s - p)^2 - (s + p)^2 \frac{\partial}{\partial x} \frac{(s - p)^2}{(s + p)^2}}{(s + p)^2 e^x - (s - p)^2} &= \frac{1}{e^x - 1} \left[1 + \frac{4}{x} (1 - Ax) p \alpha \right. \\ &+ \frac{8A}{x} (-2 - x + 2Ax) p^2 \alpha^2 + \frac{2}{x} (-1 - 16A + 32A^2 - 5Ax \\ &+ 32A^2 x - 32A^3 x) p^3 \alpha^3 + \frac{8A}{x} (-4 + 32A - 32A^2 - x \\ &\left. + 18Ax - 48A^2 x + 32A^3 x) p^4 \alpha^4 + O(\alpha^5) \right]. \end{aligned} \quad (28)$$

Substituting (27), (28) into (26) we firstly calculate integrals with respect to p . All integrals with respect to x are of the form (23). Calculating them we come to the following result after long but straightforward calculations

$$F_l(a) = F_l^{(0)}(a) \left[1 - 4 \frac{\delta_0}{a} + \frac{72}{5} \frac{\delta_0^2}{a^2} - \frac{320}{7} \left(1 - \frac{\pi^2}{210} \right) \frac{\delta_0^3}{a^3} + \frac{400}{3} \left(1 - \frac{163\pi^2}{7350} \right) \frac{\delta_0^4}{a^4} \right], \quad (29)$$

where $F_l^{(0)}(a) \equiv -(\pi^3 \hbar c R)/(360a^3)$. Note that the first order correction from (29) was firstly published in [3] and the second order one in [17].

Although the results (24) and (29) for two configurations were obtained independently they can be tied by the use of PFT. By way of example, the energy density associated with the fourth order contribution in (24) is

$$E_p^{(4)}(a) = \int_a^\infty F_p^{(4)}(a) da = -\frac{5\pi^2 \hbar c}{27} \left(1 - \frac{163\pi^2}{7350} \right) \frac{\delta_0^4}{a^7}. \quad (30)$$

Then the fourth order contribution to the force between a plate and a lens

$$F_l^{(4)}(a) = 2\pi R E_p^{(4)}(a) = -\frac{10\pi^3 \hbar c R}{27a^3} \left(1 - \frac{163\pi^2}{7350} \right) \frac{\delta_0^4}{a^4} \quad (31)$$

agrees with (29). The other coefficients of (29) can be verified in the same way.

4. Comparision with numerical calculations

In this section we consider the application range of the expressions (24) and (29) for the Casimir force which take into account higher order conductivity corrections. It is apparent that the greater the distance a between the test bodies, the more exact are the perturbation formulas obtained up to the fourth power in small parameter δ_0/a . Let us compare the correction to the Casimir force between two plane parallel plates given by Eq. (24) with the numerical results. These results were obtained in [21] for three metals (*Au*, *Cu* and *Al*) by the numerical integration of the formulas which are equivalent to (18). In doing so the tabulated data [28] for the complex dielectric permittivity was used. The quantity $\varepsilon(i\xi)$ was obtained through the imaginary part of dielectric permittivity by the use of dispersion relation [26].

In Fig. 1a, the solid line represents computational results of Ref. [21] for $F_p/F_p^{(0)}$ in case of *Al* depending on distance between the plates a . The short-dashed line is obtained from Eq. (24) with the value of plasma wavelength $\lambda_p^{Al} = 98 \text{ nm}$; the long-dashed line takes account the terms of (24) up to the second power only. It is seen that (24) is in excellent agreement with computational results of [21] for all $a \geq \lambda_p^{Al}$. For example, for $a = 0.1 \mu\text{m}$, $0.5 \mu\text{m}$ and $3 \mu\text{m}$ it follows from (24) that $F_p/F_p^{(0)} = 0.56, 0.85$ and 0.97 which can be compared with computations of [21]: $0.55, 0.85$, and 0.96 , respectively.

In Fig. 1b, the analogical results for *Cu* and *Au* are shown. The dashed lines were obtained with $\lambda_p^{Cu,Au} = 132 \text{ nm}$. For the typical distances indicated above it follows from (24) that $F_p/F_p^{(0)} = 0.60, 0.81$ and 0.96 which can be compared with the values: $0.48, 0.81$ and 0.96 [21]. The difference in the first values is due to $\lambda_p^{Cu,Au} > 100 \text{ nm}$, i.e. (24) is not applicable for $a = 100 \text{ nm}$ in case of *Cu* and *Au*. For $a \geq \lambda_p^{Cu,Au}$ the results agree perfectly well. Note that the values of plasma wavelength $\lambda_p = c\sqrt{\pi m}/(e\sqrt{N})$, where m is the effective mass of conduction electrons, N is their density are known not very precisely. For *Al*, usually $\lambda_p^{Al} = 100 \text{ nm}$ is used [28]. For *Au* and *Cu* the value $\lambda_p^{Cu,Au} = 136 \text{ nm}$ was estimated recently [21]. We used a bit different values which provide the smallest rms deviation between the computational results and the ones obtained from (24) (in [29] $\lambda_p^{Cu} = 132 \text{ nm}$). The values of $F_p/F_p^{(0)}$ at typical distances do not depend on the change of λ_p for 2–3 percent which is the uncertainty of the current information regarding λ_p .

Now let us turn to the Casimir force between a plate and a lens. The numerical results were obtained in [21] by the integration of equation equivalent to (25). In Fig. 2a, the results for *Al* bodies are shown, and in Fig. 2b — for *Cu* or *Au* ones. Solid lines represent computations of [21], short- and long-dashed ones are obtained from Eq. (29) used in full or up to the second power terms. In both figures the fourth-order perturbation results are in excellent agreement with computations for all $a \geq \lambda_p$. At the distances $a = 0.1 \mu\text{m}$, $0.5 \mu\text{m}$ and $3 \mu\text{m}$ in the case of *Al* we have $F_l/F_l^{(0)} = 0.62, 0.89, 0.98$ from Eq. (29) and $0.63, 0.88, 0.97$ from [21]. For *Cu* and *Au* Eq. (29) gives $F_l/F_l^{(0)} = 0.59, 0.85, 0.97$ in agreement with the values: $0.55, 0.85, 0.97$ [21].

As was mentioned in the Introduction the computation of finite conductivity corrections to the Casimir force by the use of tabulated data was firstly performed in [19]. It should be emphasized that our analytical results are in contradiction with [19]. By way of example, at $a = 0.5 \mu\text{m}$ for *Au* and *Cu* one

can find in [19] $F_p/F_p^{(0)} = 0.657$ and 0.837 correspondingly whereas according to our results $F_p/F_p^{(0)} = 0.81$ for both metals. At the same distance and metals for a lens above a plate $F_l/F_l^{(0)} = 0.719$ and 0.874 [19] whereas from Eq. (29) one gets $F_l/F_l^{(0)} = 0.85$. Our results, however, are in good agreement with the alternative computations of [21] supporting the conclusion of [21] that the manipulation of optical data in [19] is invalid.

It might be well to compare also the exact third and fourth order conductivity corrections obtained above with the approximate ones obtained by the use of interpolation formula [7, 10]. To take one example, for the force between a lens and a plate the coefficients near the third and fourth order corrections in interpolation formula are -50.67 and $+177.33$ (compare with -43.57 and $+104.13$ from (29)). For the smallest separations $a = 120$ nm in experiment [4] and $\delta_0/a \approx 0.13$ for *Al* this leads to the 0.5% difference only in the results obtained by the interpolation formula [7] and by (29).

5. Conclusions and discussion

In the above the third and the fourth order corrections to the Casimir force due to finite conductivity of the metal were calculated analytically in configurations of two plane parallel plates and a spherical lens (or a sphere) above a plate. The Casimir forces (24), (29) are in excellent agreement with computations of [21] based on the tabulated data for the complex dielectric permittivity for all distances larger than the effective plasma wavelength of the test body metal. What this means is that the results (24), (29) can be reliably used even for the distances a less than the characteristic absorption wavelength λ_0 if $\lambda_p < \lambda_0$ (this is a case, e.g., for *Au* and *Cu*, which are characterized by $\lambda_0 \approx 500$ nm or for *Cr* with $\lambda_p \approx 314$ nm, $\lambda_0 \approx 600$ nm [30]).

To obtain the higher order conductivity corrections we have used the plasma model representing dielectric permittivity by the Eq. (16). This model does not take into account relaxation processes. However, the relaxation parameter is much smaller than the plasma frequency. As was shown in [21], relaxation could play some role only for large distances between plates $a \gg \lambda_p$ and even there the variation of the corrections to the Casimir force due to it is smaller than 2%. If to take into account that for so large distances the corrections themselves decrease very quickly it becomes evident that the influence of relaxation can be neglected.

In conclusion we would like to stress that both the results (24) and (29)

are of the same accuracy in spite of the fact that the PFT was used in (15) to obtain (29). The thing is that this theorem is equivalent to the addition method of calculation of the Casimir force which leads to the error no larger than $10^{-2}\%$ for small deviations from plane parallel geometry [12, 31]. What this means is that for a sphere or spherical lens of large curvature radius $R \gg a$ the additional error introduced by the use of PFT is negligible. Therefore it is possible to conclude that formulas like (24), (29) and the analogical expressions for the other corrections to the Casimir force can be reliably used for confronting theory and experiment at a level of 1% accuracy.

Acknowledgements

V.B.B. wishes to thank Conselho Nacional de Desenvolvimento Científico e Tecnológico (CNPq) for partial financial support. G.L.K. and V.M.M. are grateful to the Department of Physics of the Federal University of Paraíba (Brazil) for hospitality.

References

- [1] H. B. G. Casimir, Proc. Kon. Nederl. Akad. Wet. 51 (1948) 793.
- [2] The Casimir Effect 50 Years Later, ed. M. Bordag, World Scientific, Singapore, 1999.
- [3] S. K. Lamoreaux, Phys. Rev. Lett. 78 (1997) 5; 81 (1998) 5475.
- [4] U. Mohideen, A. Roy, Phys. Rev. Lett. 81 (1998) 4549.
- [5] A. Roy, U. Mohideen, Phys. Rev. Lett. 82 (1999) 4380.
- [6] A. Roy, C.-Y. Lin, U. Mohideen, Phys. Rev. D 60 (1999) 111101.
- [7] G. L. Klimchitskaya, A. Roy, U. Mohideen, V. M. Mostepanenko, Phys. Rev. A 60 (1999) 3487.
- [8] G. L. Klimchitskaya, E. R. Bezerra de Mello, V.M. Mostepanenko, Phys. Lett. A 236 (1997) 280.
- [9] M. Bordag, B. Geyer, G. L. Klimchitskaya, V. M. Mostepanenko, Phys. Rev. D 58 (1998) 075003.
- [10] M. Bordag, B. Geyer, G. L. Klimchitskaya, V. M. Mostepanenko, Phys. Rev. D 60 (1999) 055004.
- [11] J. C. Long, H. W. Chan, J. C. Price, Nucl. Phys. B 539 (1999) 23.
- [12] V. M. Mostepanenko, N. N. Trunov, The Casimir Effect and its Applications, Clarendon Press, Oxford, 1997.
- [13] I. E. Dzyaloshinskii, E. M. Lifshitz, L. P. Pitaevskii, Sov. Phys. Uspekhi 4 (1961) 153.
- [14] C. M. Hargreaves, Proc. Kon. Nederl. Acad. Wet. B68 (1965) 231.
- [15] J. Schwinger, L. L. DeRaad, Jr., K. A. Milton, Ann. Phys. 115 (1978) 1.
- [16] V. M. Mostepanenko, N. N. Trunov, Sov. J. Nucl. Phys. 42 (1985) 818.
- [17] V. B. Bezerra, G. L. Klimchitskaya, C. Romero, Mod. Phys. Lett. A 12 (1997) 2623.

- [18] J. Blocki, J. Randrup, W. J. Swiatecki, C. F. Tsang, *Ann. Phys.* 105 (1977) 427.
- [19] S. K. Lamoreaux, *Phys. Rev. A* 59 (1999) R3149.
- [20] S. K. Lamoreaux, e-print quant-ph/9907076.
- [21] A. Lambrecht, S. Reynaud, e-print quant-ph/9907105.
- [22] N. G. van Kampen, B. R. A. Nijboer, K. Schram, *Phys. Lett. A* 26 (1968) 307.
- [23] P. W. Milonni, *The Quantum Vacuum*, Academic Press, San Diego, 1994.
- [24] F. Zhou, L. Spruch, *Phys. Rev. A* 52 (1995) 297.
- [25] G. Barton, *Rep. Prog. Phys.* 42 (1979) 963.
- [26] E. M. Lifshitz, L. P. Pitaevskii, *Statistical Physics, Part 2*, Pergamon Press, Oxford, 1980.
- [27] I. S. Gradshteyn, I. M. Ryzhik, *Table of Integrals, Series and Products*, Academic Press, New York, 1980.
- [28] *Handbook of Optical Constants of Solids*, ed. E. D. Palik, Academic Press, New York, 1995.
- [29] H. Ehrenreich, H. R. Philipp, *Phys. Rev.* 128 (1962) 1622.
- [30] P. H. G. M. van Blockland, J. T. G. Overbeek, *J. Chem. Soc. Faraday Trans.* 74 (1978) 2637.
- [31] M. Bordag, G. L. Klimchitskaya, V. M. Mostepanenko, *Int. J. Mod. Phys. A* 10 (1995) 2661.

Figure captions

- Fig.1.** Correction factors to the Casimir force $F_p/F_p^{(0)}$ in configuration of two plane parallel plates for *Al* (a) and *Cu* or *Au* (b) bodies in dependence of distance measured in μm . Solid lines represent the results of computations [21], short- and long-dashed lines are obtained by the Eq. (24) up to the fourth and the second power respectively.
- Fig.2.** Correction factors to the Casimir force $F_l/F_l^{(0)}$ in configuration of a lens (sphere) above a plate for *Al* (a) and *Cu* or *Au* (b) bodies in dependence of distance measured in μm . Solid lines represent the results of computations [21], short- and long-dashed lines are obtained by the Eq. (29) up to the fourth and the second power respectively.

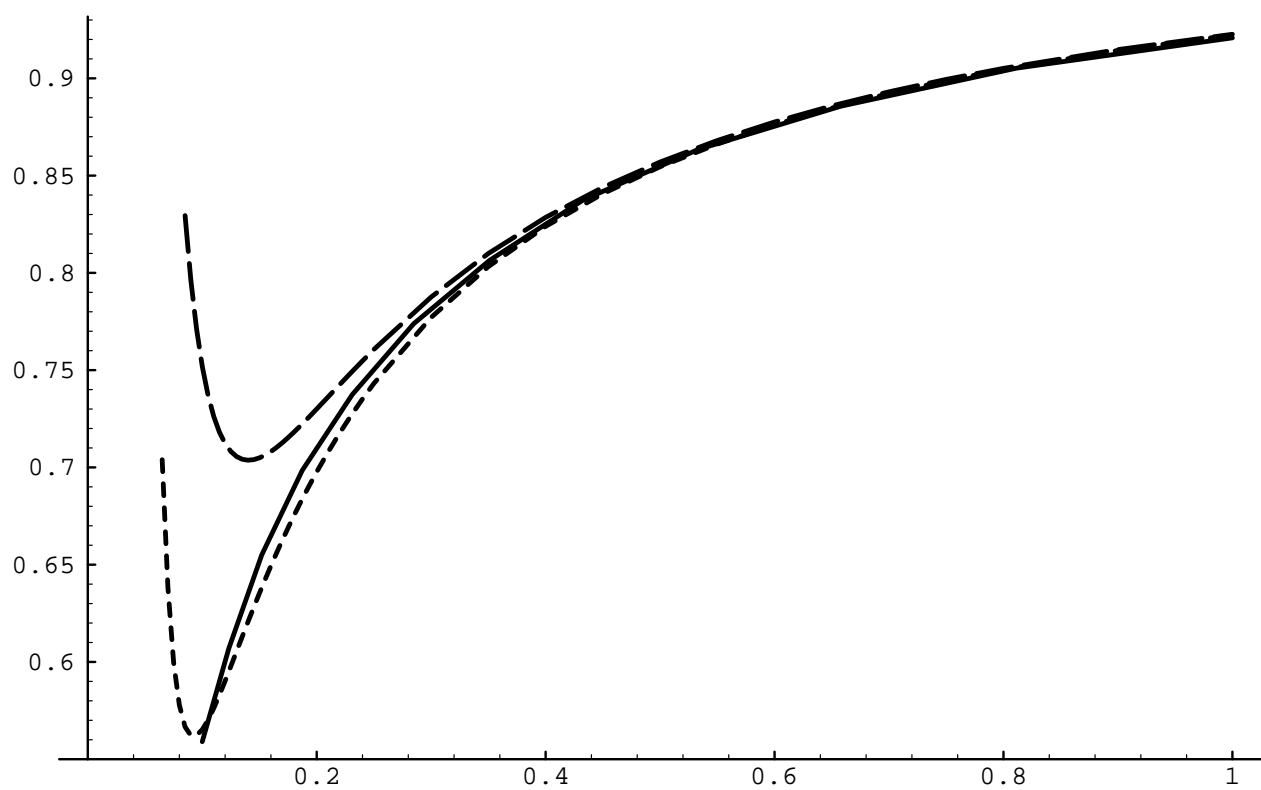


Figure 1,a:

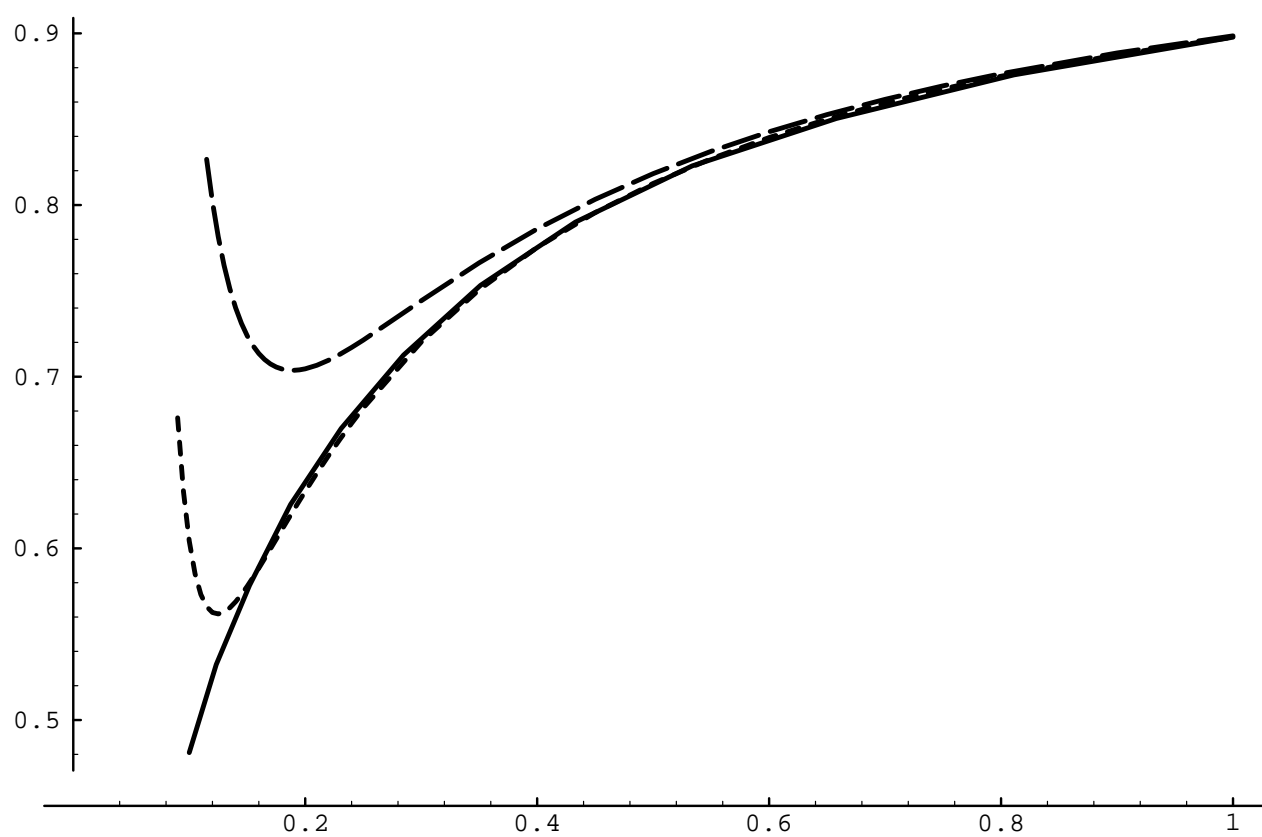


Figure 1,b:

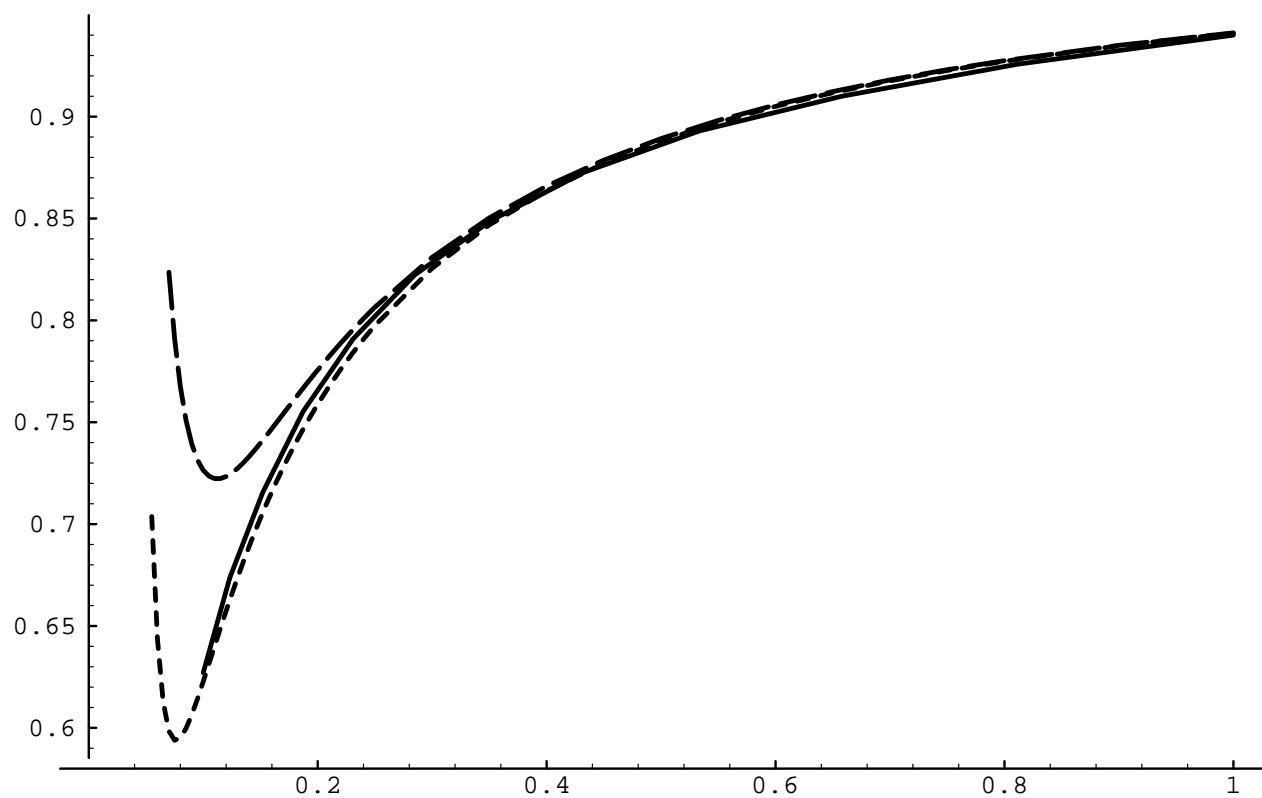


Figure 2,a:

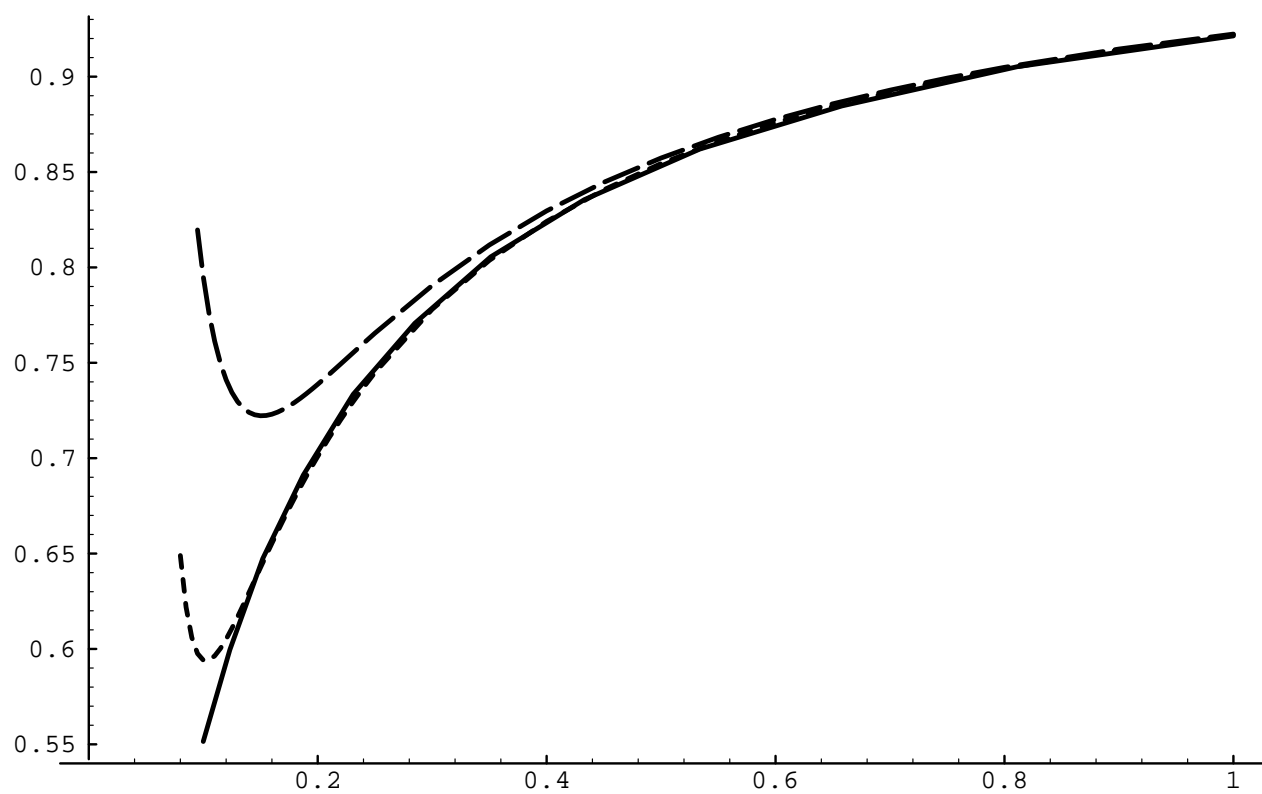


Figure 2,b: