

Driving Atoms Into Decoherence-Free States

A. Beige⁽¹⁾, D. Braun⁽²⁾, and P. L. Knight⁽¹⁾

(1) Optics Section, Blackett Laboratory, Imperial College London, London SW 7 2BZ, England.

(2) FB 7, Universität-GHS Essen, 45117 Essen, Germany.

We describe the decoherence-free subspace of N atoms in a cavity, in which decoherence due to the leakage of photons through the cavity mirrors is suppressed. We show how the states of the subspace can be entangled with the help of weak laser pulses, using the high decay rate of the cavity field and strong coupling between the atoms and the resonator mode. The atoms remain decoherence-free with a probability which can, in principle, be arbitrarily close to unity.

PACS: 03.67.Lx, 42.50.Lc

Quantum computing has attracted much interest since it became clear that quantum computers are in principle able to solve hard computational problems more efficiently than present classical computers [1,3]. The main obstacle inhibiting realizations is decoherence, which limits for instance factoring to small numbers [4]. Quantum computation relies on the coherent superposition of very many wave functions, extending over hundreds of qubits for practical applications, yet the decoherence time is expected to be very short. Even though schemes have been invented to correct for errors induced by decoherence and other imperfections [5], the error rate of each operation must not exceed 10^{-5} if quantum computers are ever to work fault-tolerantly [6].

Recently it has become clear that there may exist decoherence-free subspaces (DFS) in the Hilbert space in which the states retain their phase coherences [7,10], even if the system interacts strongly with its environment. This is possible if the system operator in the coupling Hamiltonian to the environment possesses degenerate eigenvalues. Eigenstates sharing the same eigenvalue acquire the same time dependent phase factor and superpositions remain therefore coherent [11]. States in the DFS will be called decoherence-free (DF) states. If one uses only these states as the qubits for quantum computing, the dependence on error correction codes may be much reduced. To date, no concrete realization of a DFS for isolated systems nor of their coherent manipulation is known (see however [10]). In this Letter we propose an example of a DFS and show that the interaction with the environment may actually be exploited to connect the system to a DFS when operations are performed.

Our system consists of N two-level atoms or ions confined to fixed positions in a cavity using an optical lattice or an ion trap (see Fig. 1). In resonance with the atomic transition is a single electromagnetic cavity field mode. For simplicity we assume that all atoms have the same coupling constant g to the resonant field mode, but this is not crucial to our analysis. The atoms should be spatially well separated so that laser pulses can be applied

to each atom individually. The complex Rabi frequency for atom i is denoted by Ω_i .

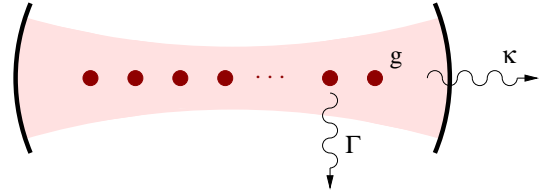


FIG. 1. Schematic view of the system. The two-level atoms are held at fixed positions in the cavity sufficiently far apart that they can be addressed individually by laser beams.

The environment consists of a continuum of electromagnetic field modes outside the cavity. This gives rise to decoherence in two different ways: First, the resonant field mode couples to the outside given non-ideal mirrors. A photon inside the resonator leaks out through the cavity mirrors with a rate κ . Our scheme is designed to suppress efficiently this form of decoherence. Individual spontaneous emission of the atoms caused by their direct coupling to the environment can still take place with a rate Γ . However, this rate can be decreased under its free-space value by the presence of the cavity. We assume that the frequency scales in the proposed experiment obey

$$|\Omega_i| \gg g \text{ and } g \gg \kappa : \quad (1)$$

According to the above a simple criterion for coherent time evolution of the atoms and the field mode is: No photon should be emitted, either by spontaneous emission or by the leakage of a photon through the cavity mirrors. This is the case if a DF state does not interact with the environment [9]. In addition, our criterion demands that the system's own time evolution does not drive states out of the DFS.

Our approach to DFS leads to the following main results: i.) For N atoms there is a DFS with dimension

$$\begin{matrix} N \\ N=2 \end{matrix} \quad \text{or} \quad \begin{matrix} N \\ (N+1)=2 \end{matrix} \quad (2)$$

depending on whether N is even or odd, respectively. For large N the dimension scales as $2^N = (N+1)2^{N/2}$, so the DFS contains almost the entire Hilbert space. For two atoms, one finds two DF states, which constitute a single DF qubit. ii) Weak laser pulses applied to the atoms do not (to a high precision) lead out of the DFS and therefore allow us to manipulate the DF states. In particular for two atoms, a rotation of the DF qubit can be performed. More generally, the atoms remain DF in the presence of small perturbations.

We next show how the above results can be derived and understood. Our definition of the DFS suggests naturally the use of a quantum jump description [12]. This method gives the time evolution under the condition that no photon is emitted, as well as the probability for no photon emission, $P_0(t; 0)$, where $j_0 i$ is the state of the system at time $t = 0$. The system dynamics is described by a non-Hermitian Hamiltonian H_{cond} that incorporates the coupling to the environment. It can be derived rigorously from the full system plus bath plus interaction Hamiltonian. Due to the non-Hermiticity, the norm of a state vector decreases with time,

$$j^0(t)i = e^{-iH_{\text{cond}}t} j_0 i; \quad (3)$$

and the probability P_0 to observe no photon up to time t by a broadband detector of unit efficiency is given by the squared norm

$$P_0(t; 0) = \langle j^0(t) | j^0(t) \rangle = \langle j_0 | j^0(t) \rangle^2; \quad (4)$$

If no photon is observed, the true state of the system at time t is the state (3) normalized to unity.

We choose the interaction picture in a way that the atoms and the cavity mode plus environment are considered as the free system. We denote the two states of atom i by $|j_i\rangle$ and $|l_i\rangle$ and the lowering operator $|j_i\rangle\langle l_i|$ by b_i . The operator b_i annihilates a photon in the cavity mode. Then one finds in a similar way as in Ref. [13] that the conditional Hamiltonian equals

$$H_{\text{cond}} = i\hbar \sum_{i=1}^N g b_i^\dagger + \text{h.c.} = i\hbar \sum_{i=1}^N \frac{1}{2} (b_i^\dagger + b_i) + \text{h.c.}; \quad (5)$$

If a laser irradiates the atoms the Hamiltonian

$$H_{\text{laser}} = \frac{\hbar}{2} \sum_{i=1}^N (b_i^\dagger + b_i) + \text{h.c.}; \quad (6)$$

has to be added to the right hand side of Eq. (5).

We first determine the states of the DFS neglecting for the moment spontaneous emission, e.g. $\gamma = 0$. In the following $|j_i\rangle$ denotes a state with n photons in the cavity, $|j_i\rangle$ is a state of the atoms only and we denote $|j' i\rangle = |j_i\rangle |j_i\rangle$. A state $|j_i\rangle$ belongs to the DFS if

$$P_0(t; 0) = 1 \quad \forall t \geq 0; \quad (7)$$

To fulfill this, the probability density for a photon emission in state $|j_i\rangle$, $dP_0(t; 0) = dt j_i^\dagger b_i$, has to vanish. Using Eq. (3) and (4), this leads to $\langle j | (H_{\text{cond}} - H_{\text{cond}}^\dagger) | j \rangle = 0$, and Eq. (5) gives $n = 0$. As expected, only if the cavity mode is empty no photon can leak out through the cavity mirrors. However, this is not yet sufficient: the cavity mode must never become populated. Thus, a state $|j' i\rangle$ is only DF if all matrix elements of the form $\langle j' i | H_{\text{cond}} | j i \rangle$ vanish for $n \neq 0$ and arbitrary $j' i$. This is the case if

$$\sum_{i=1}^N \langle j' i | b_i | j i \rangle = 0; \quad (8)$$

Atomic states fulfilling this condition are well known in quantum optics as the Dicke states, of the form $|j; j_i\rangle$ in the usual $|j; m\rangle$ notation. Each of them is $N = 2 + j$ fold degenerate, with $j = N = 2 + 1; N = 2 + 2; \dots; 0$ or $1 = 2$ for N even or odd, respectively [17]. Together with the single ground state $j = N = 2$ the dimension of the total DFS sums up to the expression (2).

One can easily check that the DF states in the system considered here are trapped states [13,14]. If one assumes $\gamma = 0$ one finds from Eq. (5) and (8) that $H_{\text{cond}} |j i\rangle = 0$. Even if the atoms are excited they will not transfer their excitation into the cavity mode. Without an additional interaction a DF state does not change in time.

For two atoms there are two DF states. We denote them by $|j_0 i\rangle$ and $|j_1 i\rangle$, where the atomic states are $|j_i\rangle = |j_0 i\rangle$ and $|j_i\rangle = (|j_0 i\rangle - |j_1 i\rangle)/\sqrt{2}$. With the help of these two states a DF state of N atoms in the cavity can be constructed. Each state of the form $|j i\rangle = |j_1 j_2 j_3 j_4 \dots j_N i\rangle$ in which for instance the second atom is in the ground state, the first and third are in an antisymmetric state and so on fulfills condition (8). Writing down all possible states of this form leads to an overcomplete basis which can then be normalized.

We now define the time T as a time in which a system in an arbitrary state outside the DFS emits a photon with a probability very close to unity. Then we can interpret the observation of the free radiation field outside the cavity over a time interval T as a measurement of whether the system is in a DF state or not. The outcome of the measurement is indicated by the emission of a photon, or its absence. If no photon is emitted, the system is prepared in a DF state. The cavity field interacts continuously with its environment and the system behaves like a system under continuous observation [15], e.g. the time between two consecutive measurements is zero.

The above can now be used to manipulate the states inside the DFS with the help of weak laser pulses with

high precision. As long as the Rabi frequencies of the laser field fulfill the condition $\Omega_{\pm} \gg \Gamma$, which later leads to condition (1), the observation of the environment of the system over a time interval T can still be interpreted to good approximation as a measurement of whether the system is DF or not. Therefore we expect, as suggested by the quantum Zeno effect [16], that states outside the DFS do not become populated. Any process that would lead out of the DFS is "frozen" by rapidly repeated measurements, which always project the system back into the DFS. On the other hand, the dynamics within the DFS is insensitive to the measurement process and takes place almost unmodified.

To illustrate the mechanism which connects the dynamics to the DFS in more detail we discuss the example of two atoms. We assume that the system is initially in the ground state. At time $t = 0$ a weak laser pulse with the Rabi frequencies Ω_1 and Ω_2 is applied. The time evolution of the system under the condition of no photon emission is given by Eq. (3). The (unnormalised) state $|j^0(t)\rangle$ of the system will be denoted by $|j^0(t)\rangle = \sum_{n,x} c_{nx}(t) |jxi\rangle$, where $|jxi\rangle$ is one of the four atomic basis states $|ji\rangle, |ai\rangle, |ji\rangle, |ai\rangle$ ($|j0i\rangle + |j1i\rangle = \sqrt{2}$, and $|ji\rangle - |ai\rangle$). With the abbreviation $(\Omega_1 - \Omega_2) = (2\Omega_-)$ the Eqs. (5) and (6) lead to the equations of motion

$$\begin{aligned} \dot{c}_{0g} &= -i c_{0a} - i + c_{0s} \frac{p}{2n} g c_{n-1s} - n c_{0g} \\ \dot{c}_{0a} &= -i c_{0g} + i c_{0e} \frac{(n+1)}{2n} g c_{n-1e} \\ \dot{c}_{0s} &= \frac{i + c_{0g}}{2(n+1)} g c_{n+1g} \frac{(n+1)}{2n} g c_{n-1e} \\ \dot{c}_{0e} &= +i c_{0a} - i + c_{0s} + \frac{p}{2(n+1)} g c_{n+1s} \\ &\quad (2 + n) c_{0e} : \end{aligned} \quad (9)$$

As shown in Fig. 2, only the amplitudes c_{0g} and c_{0a} change slowly in time, on a time scale proportional to $1/\Omega_{\pm}$. Here we are interested in exactly this time evolution. If the system is initially in a DF state the laser pulse excites the states $|j0i\rangle$ and $|j1i\rangle$. Then the excitation of these levels is transferred with the rate g into states in which the cavity mode is populated. These states are immediately emptied by one of the following two mechanisms. One possibility is that a photon leaks out through the cavity mirrors. But, as long as the population of the cavity field is small, the leakage of a photon through the cavity mirrors is unlikely to take place. With a much higher probability the excitation of the cavity field vanishes during the conditional time evolution due to the term \hat{H}_b in the conditional Hamiltonian in Eq. (5). No population can accumulate in non-DF states and we can assume $c_{nx} = 0$ for all states outside the DFS. To zeroth order the differential equation (9) simplifies to

$$\begin{aligned} \dot{c}_{0g} &= -i c_{0a} \\ \dot{c}_{0a} &= -i c_{0g} - c_{0a} ; \end{aligned} \quad (10)$$

which can be solved easily and describes the behaviour of the system in a very good first approximation. The scheme works best if g and Γ are of the same order of magnitude and condition (1) is fulfilled.

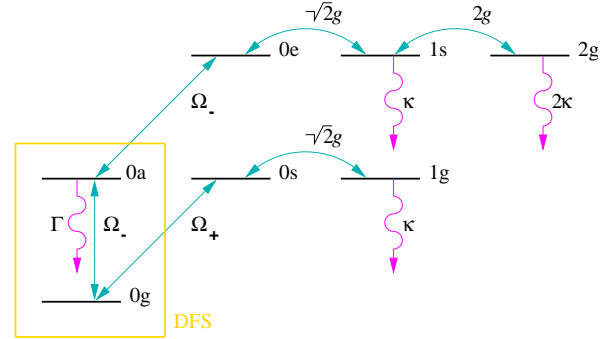


FIG. 2. Level scheme of the two two-level atoms and the cavity mode. The DFS contains the two states $|j0i\rangle$ and $|j1i\rangle$. The laser field excites the transition inside the DFS, but couples the states to the outside. If non-trapped states become populated they transfer their excitation quickly to states with a higher cavity mode population which leaks out through the cavity mirrors at a rate κ .

We have also determined the time evolution of the DF states from Eqs. (9) by adiabatically eliminating all other amplitudes shown in Fig. 2 exploiting the frequency scale separation (1). With the abbreviations $k_1 = \Omega_1 + \Omega_2 = (2g^2)$, $k_2 = \Omega_1 - \Omega_2 = (2g^2) + \Gamma$, and $S = (\Omega_1 - \Omega_2)^2 = 4\Omega_-^2$ the state of the system under the condition of no photon emission at time T equals [17]

$$\begin{aligned} |j(T)\rangle &= \cos ST \frac{k_1 - k_2}{2S} \sin ST |j0i\rangle \\ &\quad + \frac{i}{S} \sin ST |j1i\rangle = k_1 - k_2 : \end{aligned} \quad (11)$$

The amplitude of all non-DF states is at most of order $1/S$, and the probability for no photon emission until T is given by [17]

$$\begin{aligned} P_0(T; 0g) &= e^{-(k_1 + k_2)T} \left[1 + \frac{(k_1 - k_2)^2}{2S^2} \sin^2 ST \right. \\ &\quad \left. + \frac{k_1 - k_2}{S} \sin ST \cos ST \right] : \end{aligned} \quad (12)$$

The rate $k_1 + k_2$ can be interpreted as a decoherence rate. The number of DF qubit steps that can be performed is of the order $S = (k_1 + k_2)^{-1} = 1/\Omega_-^2$ if Γ can be neglected.

If we neglect in Eq. (11) and (12) all terms of the order $1/S$ we find the solution which can also be obtained from Eq. (10). If we set in addition $\Gamma = 0$ we find $P_0(T; 0g) = 1$. No photon can leak out through the cavity mirrors. The dynamics of the atoms remains restricted to the DFS, and the atoms perform an oscillation between

the states $|j\rangle_i$ and $|j\rangle_i$ { the one qubit rotation. This works the better the larger the frequency ratio $g=j-j$.

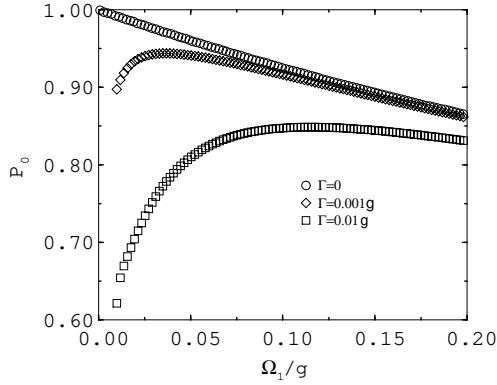


FIG. 3. Probability for successful preparation of the maximally entangled DF state $|j\rangle_i$ as a function of the free Rabi frequency Ω_1 for $\Omega_2 = \Omega_1$, $\Omega_3 = g$, and different values of Γ .

Finally, we discuss as an example the preparation of the state $|j\rangle_i$ by choosing the length of the laser pulse equal to $T = (1/S) \text{arccot}((k_1 - k_2)/(2S)) = (2j - j)$. Fig. 3 results from a numerical solution of Eqs. (9) and agrees in the chosen parameter regime very well with $P_0(T; 0g)$ given in Eq. (12). As discussed above, for $\Gamma = 0$ an arbitrarily large success probability can be reached for sufficiently small $j - j$. For finite values of Γ , however, $j - j$ should not be too small, as otherwise the duration of the preparation becomes too long and a photon could be emitted spontaneously after a time of order $1/\Gamma$.

A generalisation to other forms of manipulation and to higher numbers of atoms ($N > 2$) is straightforward [17]. Any interaction that allows us to manipulate the atomic states and which would normally lead to slow transitions out of the DFS should be strongly inhibited by the rapid measurements due to the environmental coupling. We define P_{DFS} as the projector on the DFS. Because the system is to a good approximation always projected back into a DF state the effective time evolution for a small time interval t is given by $U_e(t) = P_{DFS} U_{\text{cond}}(t; 0) P_{DFS}$ which leads to the approximate effective Hamiltonian

$$H_e = P_{DFS} H_{\text{cond}} P_{DFS} : \quad (13)$$

In the example of two atoms driven by a weak laser field this gives back $H_e = \hbar \sum_j |j\rangle_i \langle j| + \hbar \sum_j |j\rangle_i \langle j|$ and therefore Eq. (10). Finally we note the DFS couplings enable us to construct a controlled NOT gate directly.

In summary, we have given an example of a DFS suitable for quantum computing and have identified a mechanism for the manipulation of states within the DFS which can be understood in terms of the quantum Zeno effect and allows for generalisation to other forms of manipulation.

Acknowledgement: We thank F. Haake, M. Kus, W. Lange, R. Laamme, D.A. Lidar, M.B. Plenio, and T. Wellens for fruitful discussions. Part of this work has been done at the ESF-Newton Institute Conference in Cambridge and was partially supported by the ESF. This work was also supported by the A.v. Humboldt Foundation, by the European Union, by the UK Engineering and Physical Sciences Research Council, and by the Sonderforschungsbereich 237 "Unordnung und groe Fluktuationen".

-
- [1] D. Deutsch, Proc. R. Soc. A 400, 97 (1985); *ibid.* 425, 73 (1989).
- [2] P. W. Shor in Proc. 35th Annual Symp. on Foundations of Computer Science (Santa Fe, NM : IEEE Computer Society Press).
- [3] L. K. Grover, Phys. Rev. Lett. 79, 325 (1997).
- [4] M. B. Plenio and P. L. Knight, Proc. Roy. Soc. London Ser. A 453, 2017 (1997); Phys. Rev. A 53, 2986 (1996).
- [5] P. W. Shor, Phys. Rev. A 52, R2493 (1995); A. M. Steane, Proc. R. Soc. A 452, 2251 (1996); A. R. Calderbank and P. W. Shor, Phys. Rev. A 54, 1098 (1996).
- [6] J. Preskill, Proc. R. Soc. A 454, 385 (1998); A. M. Steane, quant-ph/9809054.
- [7] G. M. Palma, K. A. Suominen, and A. K. Ekert, Proc. Roy. Soc. London Ser. A 452, 567 (1996).
- [8] P. Zanardi and M. Rasetti, Phys. Rev. Lett. 79, 3306 (1997).
- [9] D. A. Lidar, I. L. Chuang, and K. B. Whaley, Phys. Rev. Lett. 81, 2594 (1998).
- [10] L. M. Duan and G. C. Guo, Phys. Rev. A 58, 3491 (1998) propose a free-space cooperative DFS. This, however, will be extremely hard to control coherently.
- [11] W. H. Zurek, Prog. Theo. Phys. 89, 281 (1993).
- [12] G. C. Hegerfeldt and D. G. Sandermann, Quantum Semi-class. Opt. 8, 121 (1996); For a recent review see M. B. Plenio and P. L. Knight, Rev. Mod. Phys. 70, 101 (1998) and references therein.
- [13] M. B. Plenio, S. F. Huelga, A. Beige, and P. L. Knight, Phys. Rev. A 59, 2468 (1999).
- [14] P. M. Radmore and P. L. Knight, J. Phys. B 15, 561 (1982); G. M. Meyer and G. Yeom an, Phys. Rev. Lett. 79, 1650 (1997).
- [15] This is independent from the fact whether measurements on the outgoing photons are performed or not because a photon once emitted cannot interact with the system again. Therefore, the experiment we propose can be realised without photon detectors. We will show, that the probability for the loss of a photon is negligible and only small errors are introduced if it is not recorded.
- [16] B. Misra and E. C. G. Sudarshan, J. Math. Phys. 18, 756 (1977); A. Beige and G. C. Hegerfeldt, Phys. Rev. A 53, 53 (1996).
- [17] A. Beige, D. Braun, and P. L. Knight, in preparation.