

# First implementation of a three quantum bit search algorithm

Lieven M.K. Vandersypen<sup>1,2</sup>, Matthias Steffen<sup>1,2</sup>, Mark H. Sherwood<sup>2</sup>,

Costantino S. Yannoni<sup>2</sup>, Gregory Breyta<sup>2</sup> and Isaac L. Chuang<sup>2</sup>

<sup>1</sup> *Solid State and Photonics Laboratory, Stanford University, Stanford, CA 94305-4075*

<sup>2</sup> *IBM Almaden Research Center, San Jose, CA 95120*

## Abstract

We report the first experimental implementation of Grover's quantum search algorithm on a quantum computer with three quantum bits. The computer consists of molecules of  $^{13}\text{C}$ -labeled  $\text{CHFBr}_2$ , in which the three weakly coupled spin-1/2 nuclei behave as the bits and are initialized, manipulated, and read out using magnetic resonance techniques. This is the most complex quantum computation implemented to date. It is made possible by the introduction of two new techniques which significantly reduce the complexity of the experiment and by the surprising degree of cancellation of systematic errors which have previously limited the total possible number of quantum gates.

Elementary quantum computations [1–3] have recently been demonstrated experimentally [4] using coupled nuclear spins as quantum bits (qubits) and solution nuclear magnetic resonance (NMR) techniques to prepare, manipulate, and detect the spins [5,6]. Aside from the well-understood scaling limitations due to the use of a high-temperature (almost random) system instead of a low-temperature (low entropy) polarized spin system [5,7], the crucial limitation in applying this method to implement larger quantum algorithms has been systematic errors in the quantum gates. These gates are implemented by applying pulses of radiofrequency (RF) electromagnetic fields of precise duration and phase, which are in practice highly inhomogeneous over the sample volume, causing the gate fidelity [8] to be less than 95%. Producing a homogeneous field is difficult because of the sample geometry and the necessity of keeping the field transverse to the 11.8 Tesla alignment field. If such systematic errors simply accumulated, these observations would imply that fewer than 90 gates [9] applied to any one spin could ever be cascaded in these systems.

One technique which has been proposed for controlling errors in quantum gates is quantum error correction [10], and in fact, it is known that if the error probability per gate is smaller than a certain threshold [11], and in addition the architecture of the computer satisfies certain criteria, then quantum computation could be carried out robustly and indefinitely, despite the errors. Unfortunately, this threshold is currently estimated to be below  $10^{-4}$ , which is virtually unreachable with current NMR quantum computation techniques and present levels of systematic errors. Now, the principle attribute of traditional error correction techniques is their ability to correct completely random errors which originate from fundamentally irreversible *decoherence* phenomena [12]; in principle, systematic errors, which are inherently *reversible* — at least on an appropriate time scale — should be much easier to control, given knowledge about their origin.

Here, we report on the experimental realization of a three-qubit quantum search algorithm, and the observation of 28 full cycles of the theoretically predicted oscillatory behavior for the algorithm. This was made possible by the application of two techniques to reduce the number of gates required for the implementation, and by the control and cancellation

of systematic errors. More than 280 two-qubit quantum gates involving 1350 single-qubit gates were successfully cascaded, which exceeds not only the number of gates used in all previous NMR quantum computing experiments but also the limitation of 90 gates, imposed by cumulative systematic errors.

The experiments were carried out with molecules containing  $n = 3$  weakly coupled spin-1/2 nuclei, subject to a strong magnetic field  $\vec{B}_0$ . Each spin represents one qubit, with the ground and excited state serving as  $|0\rangle$  and  $|1\rangle$ . The Hamiltonian is well approximated by ( $\hbar = 1$ ) [6]

$$\mathcal{H} = - \sum_i \omega_i I_{zi} + \sum_{i < j} 2\pi J_{ij} I_{zi} I_{zj} + \mathcal{H}_{env} \quad (1)$$

where the first term represents the free precession of each spin  $i$  about  $-\vec{B}_0$ , with  $I_{zi}$  the angular momentum operator in the  $\hat{z}$  direction and  $\omega_i$  the Larmour frequency of spin  $i$ . The second term describes a scalar spin-spin coupling of  $J_{ij}$  between spins  $i$  and  $j$  and  $\mathcal{H}_{env}$  represents coupling to the environment, which causes decoherence. A resonant RF field rotating in the  $\hat{x}$ - $\hat{y}$  plane can be gated on to perform single-spin rotations.

The first method to reduce the number of one- and two-spin gates used to realize any given  $n$ -qubit unitary operation starts with a library of efficient implementations for often-used building blocks. For example, four equivalent realizations of a  $Z$ -rotation using an RF coil in the transverse plane, are  $Z \equiv YX\bar{Y} \equiv \bar{Y}\bar{X}Y \equiv \bar{X}YX \equiv X\bar{Y}\bar{X}$ , where  $X$  and  $\bar{X}$  denote  $+90^\circ$  and  $-90^\circ$  rotations about the  $\hat{x}$  axis. And  $\text{CNOT}_{ij} \equiv X_j Y_j \tau_{ij} Z_i \bar{Y}_j \equiv \bar{X}_j \bar{Y}_j \tau_{ij} \bar{Z}_i Y_j \equiv Y_j \tau_{ij} Z_i \bar{Y}_j X_j \equiv \bar{Y}_j \tau_{ij} \bar{Z}_i Y_j \bar{X}_j$  where  $\tau_{ij}$  describes a time evolution of  $1/2J_{ij}$ , during which all couplings except  $J_{ij}$  are refocused [5] ( $\text{CNOT}_{ij}$  flips spin  $j$  if and only if spin  $i$  is  $|1\rangle$ ). For any given quantum circuit, e.g. Fig. 1, specific implementations of the building blocks can then be laid out such that adjacent pulses invert each other, so they can be omitted. The simplification process can exploit the commutation of  $Z$  rotations with time evolutions (the Hamiltonian), and of RF pulses on different spins with each other. Furthermore, NMR permits a direct implementation of many useful gates such as the controlled- $V$  (Fig. 1), which can be realized by  $\tau_{ij}/2$  and a few single-spin rotations. If only CNOT's and 1-qubit

gates were used to implement the controlled- $V$ 's (as in [13]) and if no pulses were canceled out,  $70.5 \pi/2$  pulses and 8 evolutions of  $1/2J$  would be required for the Toffoli gate (Fig. 1). This was reduced to 19 pulses, 2 evolutions of  $1/2J$  and 3 of  $1/4J$ , by using the simplification methodology [14].

The second method to reduce the complexity concerns the initialization of the qubits to the ground state, generally the first step in quantum algorithms. The density matrix  $\rho_{eq}$  of the system of Eq. 1 in equilibrium at room temperature is highly mixed ( $\hbar\omega_i \ll k_B T$ , with  $k_B T$  the thermal energy). The use of room temperature nuclear spins is made possible by converting the equilibrium state into an “effective pure state” [5] (one population deviates from a uniform background). We propose the preparation of an effective pure ground state  $\rho_g$  by a new variant of temporal averaging [15]. The original scheme involves the summation of  $2^n - 1$  density matrices, each of which is obtained from  $\rho_{eq}$  by cyclicly permuting all populations except the ground state population [15]; but this gets rather involved for  $n \geq 3$ . A much simpler approach is to take a weighted sum of (diagonal) density matrices  $\rho_l$  where the  $2^n - 1$  populations are rearranged using just a few easily implemented CNOT's. The weights  $w_l$  are determined by solving a set of linear equations  $\sum_l w_l \text{diag}(\rho_l) = \text{diag}(\rho_g)$ . This approach may still require up to  $2^n - 1$  experiments to get exactly  $\rho_0$ , but allows one also to approximate  $\rho_0$  using far fewer experiments, as demonstrated by the data shown below, all of which are a sum of just three experiments. These modifications thus increase both the simplicity and scalability of temporal labeling.

We used these methods to implement the eight instances of the 3-qubit Grover algorithm. This algorithm achieves a quadratic speed-up over classical algorithms when searching in an unsorted database with  $N$  entries [3]: given an unknown function  $f(x)$  with the promise that  $f(x_0) = -1$  for a  $x_0$ , and  $f(x) = 1$  elsewhere, a classical search needs  $\mathcal{O}(N)$  (4.375 for  $N=8$ ) attempts to find  $x_0$ , while  $\mathcal{O}(\sqrt{N})$  (2 for  $N=8$ ) queries suffice using Grover's quantum algorithm [3]. For  $N=8$ , the algorithm requires four Toffoli gates [13], plus several 1-qubit gates. Earlier experiments [4,7] required at most one Toffoli gate and a few two-qubit gates.

We selected  $^{13}\text{C}$ -labeled  $\text{CHFBr}_2$  [16] for our experiments. The Hamiltonian of the  $^1\text{H}$ -

$^{19}\text{F}$ - $^{13}\text{C}$  spin system is of the form of Eq. 1 with  $J_{HC} = 224$  Hz,  $J_{HF} = 50$  Hz and  $J_{FC} = -311$  Hz. The scalar interaction with the Br nuclei is averaged out and only contributes to  $\mathcal{H}_{env}$  [6]. Experiments were carried out at IBM using an 11.7 T Oxford Instruments magnet and a Varian Unity Inova spectrometer with a triple resonance (H-F-X) probe from Nalorac. The output state of each spin  $i$ ,  $|0\rangle$  or  $|1\rangle$ , can be determined from the phase of the signal induced in the RF coil after applying an  $X_i$  read-out pulse. In fact, the spectrum of the signal of any one spin suffices to determine the output state of all the spins given that they are in an effective pure energy eigenstate and that they are all mutually coupled: each spectrum then contains only a single line, the frequency of which, combined with the knowledge of the  $J_{ij}$ , reveals the state of the remaining spins (Fig. 2 A, inset). We also reconstructed the complete output *deviation* (traceless) density matrix [5] using quantum state tomography [17] (Fig. 2 A).

The agreement between experimental results and theoretical predictions is surprisingly good, considering that about 100 pulses were used and that the systematic error rate exceeds 5% per RF pulse (the measured signal loss due to RF field inhomogeneity after applying  $X_i$ ). This suggests that the systematic errors cancel each other out to some degree. We examined this in more detail in a series of experiments with increasingly longer pulse sequences executing up to 28 Grover iterations (repeated executions of the two main steps of Grover's algorithm [3]). Theoretically, the probability of  $|x_0\rangle$  oscillates as a function of the number of iterations  $k$ , reaching a first maximum for  $k = \mathcal{O}(\sqrt{N})$  [3]. Fig. 3 A shows that the diagonal entry  $d_{x_0}$  of  $\rho_{exp}$  oscillates as predicted but the oscillation is damped as a result of errors, with a time constant  $T_d$  of 12.8 iterations. However,  $T_d$  would have been smaller than 1.5 if the errors due to just the RF field inhomogeneity were cumulative (Fig. 3 A, solid line). Remarkably, after a considerable initial loss,  $d_{x_0}$  decays at a rate close to the  $T_2$  decay rate [6] (dashed line), which can be regarded as a lower bound on the overall error rate. A more complete measure to quantify the error and benchmark results is the relative error  $\epsilon_r = \|c\rho_{exp} - \rho_{th}\|_2 / \|\rho_{th}\|_2$ , where  $\rho_{exp}$  and  $\rho_{th}$  are the experimental and theoretical (traceless) deviation density matrices, and  $\|\cdot\|_2$  is the 2-norm [18]. Comparison

of  $\epsilon_r$  with  $c = 1$  and  $c$  equal to the inverse of the signal loss (Fig. 3 B) reveals that signal loss dominates over other types of error. Furthermore, the small values of  $\epsilon_r$  with  $c > 1$  suggest that  $|x_0\rangle$  can be unambiguously identified, even after almost 1350 pulses. This is confirmed by the density matrix measured after 28 iterations, which has a surprisingly good signature (Fig. 2B). Given the error of  $> 5\%$  per single  $\pi/2$  rotation, all these observations demonstrate that substantial cancellation of errors took place in our experiments.

The error cancellation achieved was partly due to a judicious choice of the phases of the refocusing pulses, but a detailed mathematical description in terms of error operators is needed to fully exploit this effect in arbitrary pulse sequences. This difficult undertaking is made worthwhile by our observations. This conclusion is strengthened by a similar observation in [7]. Also, we believe that error cancellation behavior is *not* a property of the Grover iterations, because we found experimentally that the choice of implementation of the building blocks dramatically affects the cancellation effectiveness. Whereas the cancellation of systematic errors makes it possible to perform surprisingly many operations, the methods for simplifying pulse sequences reduce the number of operations needed to implement a given quantum circuit. This combination permitted the successful realization of Grover's algorithm with 3 spins and brings many other interesting quantum computing experiments within reach.

We thank J. Harris, W. Risk and A. Pines for their support. L.V. acknowledges a Yansouni Family Stanford Graduate Fellowship. This work was performed under the auspices of the DARPA NMRQC initiative.

## REFERENCES

- [1] D.P. DiVincenzo, *Science* **270**, 255 (1995).
- [2] P. Shor, *Proc. 35th Ann. Symp. on Found. of Comp. Sci.*, Los Alomitos, CA, 1994 (IEEE Comp. Soc. Press), 124.
- [3] L.K. Grover, *Phys. Rev. Lett.* **79**, 4709 (1997).
- [4] (a) I.L. Chuang, N. Gershenfeld and M.G. Kubinec, *Phys. Rev. Lett.* **80**, 3408 (1998).  
 (b) J.A. Jones and M. Mosca, *J. Chem. Phys.* **109**, 1648 (1998). (c) N. Linden, H. Barjat and R. Freeman, *Chem. Phys. Lett.* **296**, 61 (1998). (d) R. Marx, A.F. Fahmy, J.M. Myers, W. Bermel and S.J. Glaser, unpublished, see E-print quant-ph/9905087, and references therein.
- [5] (a) N. Gershenfeld and I.L. Chuang, *Science* **275**, 350 (1997). (b) D.G. Cory, A.F. Fahmy and T.F. Havel, *Proc. Nat. Acad. Sci.* **94**, 1634 (1997).
- [6] (a) Ernst, R. R., Bodenhausen, G. and Wokaun, A., *Principles of Nuclear Magnetic Resonance in One and Two Dimensions* (Oxford Univ. Press, Oxford, 1994). (b) R. Freeman, *Spin Choreography* (Spektrum, Oxford, 1997).
- [7] L.M.K Vandersypen, C.S. Yannoni, M.H. Sherwood, I.L. Chuang, *Phys. Rev. Lett.* **83**, 3085 (1999).
- [8] B.W. Schumacher and M.A. Nielsen, *Phys. Rev. A* **54**, 2629 (1996).
- [9] For a success rate of only 1% ( $0.95^{90} \approx 0.01$ ).
- [10] (a) P.W. Shor, *Phys. Rev. A* **52**, 2493 (1995). (b) A.M. Steane, *Phys. Rev. Lett.* **77**, 793 (1996).
- [11] E. Knill, R. Laflamme, W.H. Zurek, *Science* **279**, 342 (1998).
- [12] W.G. Unruh, *Phys. Rev. A* **51**, 992 (1995).

- [13] A. Barenco et al., Phys. Rev. A **52**, 3457 (1995).
- [14] The detailed pulse sequence is available from the authors.
- [15] E. Knill, I.L. Chuang, R. Laflamme, Phys. Rev. A **57**, 3348 (1998).
- [16] Synthesized by heating a mixture of  $^{13}\text{CHBr}_3$  (2.25 g, CIL) and  $\text{HgF}_2$  (2.8 g, Aldrich) in increments ( $5^\circ\text{C}$  for 15 min) from  $70^\circ\text{C}$  to  $85^\circ\text{C}$  in a Kugelrohr apparatus and condensing the product into a cooled bulb. This material was re-distilled bulb-to-bulb at  $65^\circ\text{C}$  to give 750 mg (99 % purity) of  $^{13}\text{CHFBr}_2$ , which was dissolved in d6-acetone.
- [17] I.L. Chuang, N. Gershenfeld, M.G. Kubinec, D.W. Leung, Proc. R. Soc. Lond. A **454**, 447 (1998).
- [18] The 2-norm gives the absolute value of the largest eigenvalue. It is a pessimistic measure, compared to the traditional  $1 - \text{Tr}(\sqrt{\rho_1}\rho_2\sqrt{\rho_1})$  (the latter is defined only for non-negative matrices, though).
- [19] As the signal strength retained after applying a continuous RF pulse of the same cumulative duration per Grover iteration as the pulses in the Grover sequence (averaged over the three spins).
- [20] Averaged over the three spins. Measured up to 4 iterations and then extrapolated.



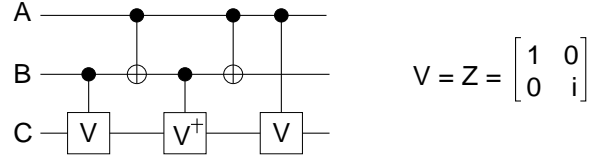


FIG. 1. Quantum circuit for a three-qubit Toffoli gate which flips the phase of the  $|1\rangle|1\rangle|1\rangle$  term. Vertical lines connecting two horizontal lines represent two-qubit gates, which perform a unitary operation on the target qubit if and only if the control qubit (black dot) is  $|1\rangle$  (an open circle represents a NOT-gate). Time goes from left to right. [13]

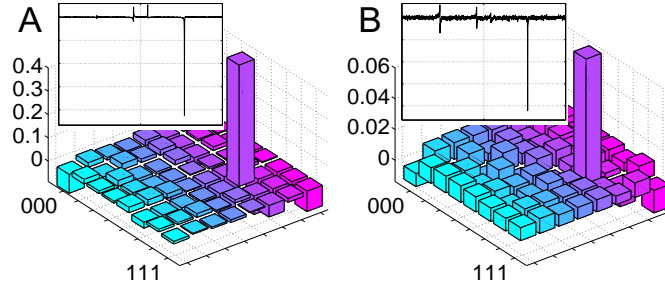


FIG. 2. Experimental deviation density matrices  $\rho_{exp}$  for  $|x_0\rangle = |1\rangle|0\rangle|1\rangle$ , shown in magnitude with the sign of the real part (all imaginary components were small), after 2 (A) and 28 (B) Grover iterations. The diagonal elements give the population difference with respect to the average. The off-diagonal elements represent coherences. Inset: The corresponding  $^{13}\text{C}$  spectra. The receiver phase and read-out pulse are set such that the spectrum be absorptive and positive for a spin in  $|0\rangle$ .

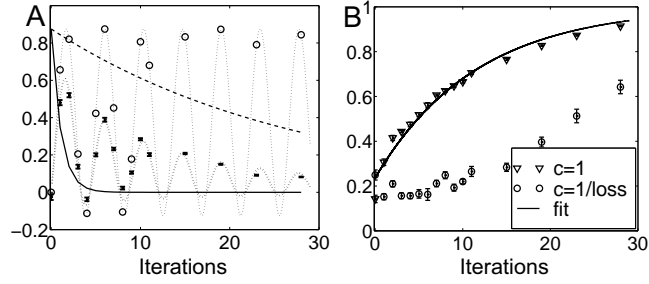


FIG. 3. (A). Experimental (error bars) and ideal (circles) amplitude of  $d_{x_0}$ , with fits (dotted) to guide the eye. Dashed line: the decay of the  $^{13}\text{C}$  single quantum coherence elements [6] due to decoherence ( $T_2^C \approx 0.65$  s). Solid line: the signal strength retained after applying a continuous RF pulse of the same cumulative duration per Grover iteration as the pulses in the Grover sequence [20] (B). The relative error  $\epsilon_r$ .