

Computational Complexity of Uniform Quantum Circuit Families and Quantum Turing Machines

HARUMICHI NISHIMURA AND MASANAO OZAWA

*Graduate School of Human Informatics and School of Informatics and Sciences
Nagoya University, Nagoya 464-8601, Japan*

Abstract

Deutsch proposed two sorts of models of quantum computers, quantum Turing machines (QTMs) and quantum circuit families (QCFs). At present quantum algorithms are represented by these two models. This paper shows the equivalence of the computational powers of these two models. For this purpose, we introduce two notions of uniformity for QCFs and complexity classes based on uniform QCFs. For Monte Carlo algorithms, it is proved that the complexity classes based on uniform QCFs are identical with the corresponding classes based on QTMs. For Las Vegas algorithms, various complexity classes are introduced for QTMs and QCFs according to constraints on the algorithms and their interrelations are investigated in detail. In addition, we generalize Yao's construction of quantum circuits simulating single tape QTMs to multi-tape QTMs and give a complete proof of the existence of a universal QTM simulating multi-tape QTMs efficiently.

Keywords: Quantum computation; Complexity theory; Quantum Turing machines; Uniform quantum circuit families; Universal quantum Turing machine

1. Introduction

Conventional computing models including Turing machines are based on classical mechanics. Feynman [12] pointed out the possibility that simulating quantum mechanical phenomena by classical computers will take much computation time. He suggested that computers based on quantum mechanics would carry out computations more efficiently than classical computers.

In the late 1980's, Deutsch described the models of Turing-type called quantum Turing machines (QTMs) [8] and circuit-type called quantum circuits [9] as models of such quantum computers. Using Deutsch's models, several results were obtained regarding the efficiency of quantum computation [3, 5, 6, 10, 13, 20]. Since Shor [18, 19] found efficient quantum algorithms for the factoring problem and the discrete logarithm problem, which are considered to have no efficient algorithms in computational complexity theory and applied to public-key cryptosystems, many experiments have been attempted to realize a quantum computer.

At present neither QTMs nor quantum circuits have been realized yet. However, these two models seem to have different purposes. A QTM represents a programmable computing

machine and tends to be used as a mathematical model to study the efficiency of quantum computation. On the other hand, a quantum circuit represents a single algorithm for a set of size-limited input data, and tends to be considered as a physical model which is being studied for its realization. Thus, in order to make a bridge between these two approaches, it is important to give a detailed comparison of their computational powers from a complexity theoretical point of view.

Since the set of QTM is uncountable, not all QTMs can be accurately encoded by classical means. Thus, a universal QTM has been considered to be a QTM simulating any QTM with arbitrary accuracy. The existence of a universal QTM was shown by Deutsch [8] for the first time. However, his universal QTM was inefficient from a complexity theoretic viewpoint. Bernstein and Vazirani [5, 6] introduced a special QTM called a unidirectional QTM and showed that there is an efficient universal QTM simulating every unidirectional QTM using the fact that its time evolution is characterized by a finite dimensional unitary matrix. This means that there is an efficient universal QTM simulating every QTM such that the head must move either to the right or to the left at each step (two-way QTM), because two-way QTMs can be simulated by a unidirectional QTM with slowdown by a factor of 5 [6]. However, it is unknown that a general QTM with its head allowed not to move can be simulated directly by a unidirectional QTM. Thus, the method of [6] cannot afford an efficient simulation of a general QTM with its head allowed not to move. Afterwards, Yao [20] showed a construction of a quantum circuit simulating a given QTM for arbitrary steps, and claimed that there exists a universal QTM simulating any given QTM with only a polynomial slowdown. Yao's result has been considered to imply that QTMs and quantum circuits have identical computational powers from the viewpoint of polynomial complexity. But his argument is insufficient for the following reasons.

First, Yao did not give a formulation of uniformity of quantum circuit families (QCFs). Since a single quantum circuit has a constant input length, we need to consider families of quantum circuits for comparing the computational power of quantum circuits with QTMs. From the viewpoint of polynomial complexity, circuit families with arbitrary input length should satisfy the uniformity condition, as long as they obey the Church-Turing thesis or they are computationally no more powerful than Turing machines. Uniformity of QCFs was mentioned shortly by Ekert and Jozsa [11] and Shor [19]. But we need to introduce a definition of uniformity different from classical circuit families in order to consider a QCF such that the set of fundamental gates to construct the QCF is an infinite set, for example, a QCF that carries out the discrete Fourier transform [11, 19]. Secondly, QTMs and quantum circuits are probabilistic computing models, but whether two models are equivalent as probabilistic machines implementing Monte Carlo algorithms or Las Vegas algorithms has not been discussed yet. In order to consider this problem, we should set up various complexity classes for QTMs and QCFs according to constraints on the algorithms and investigate their interrelations in detail. Lastly, his construction of a quantum circuit simulating a QTM was only applicable to a single tape QTM. It is desirable that the construction is generalized to adapt to multi-tape QTMs, because it is often easier to construct a multi-tape QTM than a single tape QTM in order to realize a given algorithm.

In this paper, we shall introduce the rigorous formulation of uniformity of QCFs and show that QTMs and uniform QCFs are equivalent as probabilistic computing models implementing Monte Carlo algorithms. Moreover, we investigate the detailed relationship among complexity classes of QTMs and uniform QCFs, including Las Vegas algorithms, by introducing various classes of languages recognized by their quantum machines. We generalize Yao's construction of quantum circuits simulating single tape QTMs to multi-tape QTMs and give a complete proof of the existence of a universal QTM simulating general QTMs including even multi-tape QTMs efficiently. On the other hand, we show that any unidirectional QTM can be simulated by a QTM with the alphabet of cardinality two. This means that the class of the most general QTMs is computationally equivalent with the simplest QTMs.

This paper is organized as follows. In Section 2 we give definitions on QTMs and explain related notions. In Section 3, in order to use the lemmas of [6] to prove theorems in Sections 4 and 5, we adapt their lemmas to the present approach suitably with more mathematical formulations. Moreover, we show that any unidirectional QTM can be simulated by a QTM with the alphabet of cardinality two. In Section 4 we give a proof of the existence of a universal QTM simulating multi-tape QTMs using quantum circuits. This section also contains the rigorous formulation of quantum circuits. In Section 5 we introduce notions of uniformity of QCFs, and show that QTMs and uniform QCFs are equivalent as probabilistic computing models implementing Monte Carlo algorithms. In addition, we investigate the detailed relationship among complexity classes of QTMs and uniform QCFs, including Las Vegas algorithms, by introducing various classes of languages recognized by their quantum machines.

2. Quantum Turing Machines

In what follows, for any integers $n < m$ the interval $\{n, n+1, \dots, m-1, m\}$ is denoted by $[n, m]_{\mathbf{Z}}$. A quantum Turing machine (QTM) M is a quantum system consisting of a processor, a bilateral infinite tape and a head to read and write a symbol on the tape. We refer to [8, 15] for the physical formulation of a QTM. The formal definition of a QTM as a mathematical structure is given as follows. A *processor configuration set* is a finite set with two specific elements denoted by q_0 and q_f , where q_0 represents the *initial processor configuration* and q_f represents the *final processor configuration*. A *symbol set* is a finite set of the cardinality at least 2 with a specific element denoted by B and called the *blank*. A *tape configuration* from a symbol set Σ is a function T from the set \mathbf{Z} of integers to Σ such that $T(m) = B$ except for finitely many $m \in \mathbf{Z}$. The set of all the possible tape configurations is denoted by $\Sigma^\#$. The set $\Sigma^\#$ is a countable set. For any $T \in \Sigma^\#$, $\tau \in \Sigma$, and $\xi \in \mathbf{Z}$, the tape configuration T_ξ^τ is defined by

$$T_\xi^\tau(m) = \begin{cases} \tau & \text{if } m = \xi, \\ T(m) & \text{if } m \neq \xi. \end{cases}$$

A *Turing frame* is a pair (Q, Σ) of a processor configuration set Q and a symbol set Σ . In what follows, let (Q, Σ) be a Turing frame. The *configuration space* of (Q, Σ) is the product

set $\mathcal{C}(Q, \Sigma) = Q \times \Sigma^\# \times \mathbf{Z}$. A *configuration* of (Q, Σ) is an element $C = (q, T, \xi)$ of $\mathcal{C}(Q, \Sigma)$. Specifically, if $q = q_0$ and $\xi = 0$ then C is called an *initial configuration* of (Q, Σ) , and if $q = q_f$ then C is called a *final configuration* of (Q, Σ) . The *quantum state space* of (Q, Σ) is the Hilbert space $\mathcal{H}(Q, \Sigma)$ spanned by $\mathcal{C}(Q, \Sigma)$ with the canonical basis $\{|C\rangle \mid C \in \mathcal{C}(Q, \Sigma)\}$ called the *computational basis*. A *quantum transition function* for (Q, Σ) is a function from $Q \times \Sigma \times Q \times \Sigma \times [-1, 1]_{\mathbf{Z}}$ into the complex number field \mathbf{C} . A *(single tape) prequantum Turing machine* is defined to be a triple $M = (Q, \Sigma, \delta)$ consisting of a Turing frame (Q, Σ) and a quantum transition function δ for (Q, Σ) .

Let $M = (Q, \Sigma, \delta)$ be a prequantum Turing machine. An element of Q is called a *processor configuration* of M , the set Σ is called the *alphabet* of M , the function δ is called the *quantum transition function* of M , and a (initial or final) configuration of (Q, Σ) is called a *(initial or final) configuration* of M . A unit vector in $\mathcal{H}(Q, \Sigma)$ is called a *state* of M . The *evolution operator* of M is a linear operator M_δ on $\mathcal{H}(Q, \Sigma)$ such that

$$M_\delta = \sum_{p \in Q, \tau \in \Sigma, d \in [-1, 1]_{\mathbf{Z}}} \delta(q, T(\xi), p, \tau, d) |p, T_\xi^\tau, \xi + d\rangle$$

for all $(q, T, \xi) \in \mathcal{C}(Q, \Sigma)$. The domain of M_δ is defined to be the set of all $|\psi\rangle$ such that

$$\sum_{C \in \mathcal{C}(Q, \Sigma)} |\langle C | \psi \rangle|^2 \|M_\delta |C\rangle\|^2 < \infty.$$

A (single tape) prequantum Turing machine is said to be a *(single tape) quantum Turing machine (QTM)* if the evolution operator is unitary.

A quantum transition function δ for (Q, Σ) is said to be *two-way* if $\delta(p, \sigma, q, \tau, 0) = 0$ for any $(p, \sigma, q, \tau) \in (Q \times \Sigma)^2$. A prequantum Turing machine (or QTM) $M = (Q, \Sigma, \delta)$ is said to be two-way if δ is two-way (In [6], two-way QTMs are merely called QTMs, and QTMs in this paper are called general QTMs).

The following theorem proved in [15] characterizes the quantum transition functions that give rise to QTMs. The quantum transition function of a two-way QTM satisfies condition (c) of Theorem 2.1 automatically. In this case, Theorem 2.1 is reduced to the result due to Bernstein and Vazirani [5, 6].

Theorem 2.1. *A prequantum Turing machine $M = (Q, \Sigma, \delta)$ is a QTM if and only if δ satisfies the following conditions.*

(a) *For any $(q, \sigma) \in Q \times \Sigma$,*

$$\sum_{p \in Q, \tau \in \Sigma, d \in [-1, 1]_{\mathbf{Z}}} |\delta(q, \sigma, p, \tau, d)|^2 = 1.$$

(b) *For any $(q, \sigma), (q', \sigma') \in Q \times \Sigma$ with $(q, \sigma) \neq (q', \sigma')$,*

$$\sum_{p \in Q, \tau \in \Sigma, d \in [-1, 1]_{\mathbf{Z}}} \delta(q', \sigma', p, \tau, d)^* \delta(q, \sigma, p, \tau, d) = 0.$$

(c) For any $(q, \sigma, \tau), (q', \sigma', \tau') \in Q \times \Sigma^2$,

$$\sum_{p \in Q, d=0,1} \delta(q', \sigma', p, \tau', d-1)^* \delta(q, \sigma, p, \tau, d) = 0.$$

(d) For any $(q, \sigma, \tau), (q', \sigma', \tau') \in Q \times \Sigma^2$,

$$\sum_{p \in Q} \delta(q', \sigma', p, \tau', -1)^* \delta(q, \sigma, p, \tau, 1) = 0.$$

A finite string from a symbol set Σ is called a Σ -string. The length of a Σ -string x is denoted by $|x|$ and the set of all the possible Σ -strings is denoted by Σ^* . A tape configuration T from Σ is said to *represent* a Σ -string $x = \sigma_0 \cdots \sigma_{k-1}$ of length k , if T satisfies

$$T(m) = \begin{cases} \sigma_m & \text{if } m \in [0, k-1]_{\mathbf{Z}}, \\ B & \text{otherwise.} \end{cases}$$

In what follows, we denote by $\text{tape}[x]$ the tape configuration representing x .

For symbol sets $\Sigma_1, \dots, \Sigma_k$ with blanks B_1, \dots, B_k , the product set $\Sigma = \Sigma_1 \times \cdots \times \Sigma_k$ can be considered as a symbol set with blank $B = (B_1, \dots, B_k)$. The projection from Σ to Σ_i is denoted by Π_i . If $s_i = \sigma_{1i} \cdots \sigma_{ni}$ is a Σ_i -string of length n for $i = 1, \dots, k$, the Σ -string $(\sigma_{11}, \dots, \sigma_{1k}) \cdots (\sigma_{n1}, \dots, \sigma_{nk})$ is also denoted by (s_1, \dots, s_k) . A k -track QTM is a QTM such that the alphabet Σ is factorized as $\Sigma = \Sigma_1 \times \cdots \times \Sigma_k$ with symbol sets $\Sigma_1, \dots, \Sigma_k$. The symbol set Σ_i is called the i -th track alphabet of this QTM. If the tape configuration is T , the i -th track configuration is defined as the function $T^i = \Pi_i T \in \Sigma_i^\#$, so that we have $T(j) = (T^1(j), \dots, T^k(j))$ for any $j \in \mathbf{Z}$. Let s_1, \dots, s_j be respectively Σ -strings of length at most or equal to n . Also, let $s_1 B^{n_1}, \dots, s_j B^{n_j}$ be respectively the Σ -strings of length n . Then, we abbreviate $\text{tape}[(s_1 B^{n_1}, \dots, s_j B^{n_j}, \underbrace{B^n, \dots, B^n}_{k-j})]$ as $\text{tape}[s_1, \dots, s_j]$.

Let a symbol set Σ be $\Sigma = \Sigma_1 \times \cdots \times \Sigma_k$. The quantum state space $\mathcal{H}(Q, \Sigma)$ can be factorized as $\mathcal{H}(Q, \Sigma) = \mathcal{H}(Q) \otimes \mathcal{H}(\Sigma^\#) \otimes \mathcal{H}(\mathbf{Z})$ or $\mathcal{H}(Q, \Sigma) = \mathcal{H}(Q) \otimes \mathcal{H}(\Sigma_1^\#) \otimes \cdots \otimes \mathcal{H}(\Sigma_k^\#) \otimes \mathcal{H}(\mathbf{Z})$, where $\mathcal{H}(Q)$, $\mathcal{H}(\Sigma^\#)$, $\mathcal{H}(\Sigma_i^\#)$, and $\mathcal{H}(\mathbf{Z})$ are the Hilbert spaces generated by Q , $\Sigma^\#$, $\Sigma_i^\#$ and \mathbf{Z} , respectively. Then, the computational basis state $|q, T, \xi\rangle$ can be represented as $|q, T, \xi\rangle = |q\rangle|T\rangle|\xi\rangle$ or $|q, T, \xi\rangle = |q\rangle|T^1\rangle \cdots |T^k\rangle|\xi\rangle$ by the canonical basis $\{|q\rangle | q \in Q\}$ of $\mathcal{H}(Q)$, $\{|T\rangle | T \in \Sigma^\#\}$ of $\mathcal{H}(\Sigma^\#)$, $\{|T^i\rangle | T^i \in \Sigma_i^\#\}$ of $\mathcal{H}(\Sigma_i^\#)$, and $\{|\xi\rangle | \xi \in \mathbf{Z}\}$ of $\mathcal{H}(\mathbf{Z})$.

Let $M = (Q, \Sigma, \delta)$ be a QTM, and we assume a numbering of Q and Σ such that $Q = \{q_0, \dots, q_{|Q|-1}\}$ and $\Sigma = \{\sigma_0, \dots, \sigma_{|\Sigma|-1}\}$, where we denote by $|X|$ the cardinality of a set X . We define projections $E_{M,q}(q_j)$, $E_{M,m}(\sigma_j)$ for $m \in \mathbf{Z}$, and $E_M(\xi)$ by

$$E_{M,q}(q_j) = |q_j\rangle\langle q_j| \otimes I_2 \otimes I_3, \quad E_{M,m}(\sigma_j) = \sum_{T(m)=\sigma_j} I_1 \otimes |T\rangle\langle T| \otimes I_3, \quad E_M(\xi) = I_1 \otimes I_2 \otimes |\xi\rangle\langle \xi|,$$

where I_1 , I_2 , and I_3 are the identity operators on $\mathcal{H}(Q)$, $\mathcal{H}(\Sigma^\#)$, and $\mathcal{H}(\mathbf{Z})$, respectively. Moreover, we define the following observables of $\mathcal{H}(Q, \Sigma)$:

$$\hat{q}_M = \sum_{j=0}^{|Q|-1} j E_{M,q}(q_j), \quad \hat{T}_M(m) = \sum_{j=0}^{|\Sigma|-1} j E_{M,m}(\sigma_j), \quad \hat{\xi}_M = \sum_{\xi=-\infty}^{\infty} \xi E_M(\xi).$$

The observable \hat{q}_M is called the *processor configuration observable* of M , $\hat{T}_M(m)$ is called the *m-th cell observable* of M , and $\hat{\xi}_M$ is called the *head position observable* of M . For convenience, if M is a k -track QTM with alphabet $\Sigma = \Sigma_1 \times \cdots \times \Sigma_k$, we define a projection $E_{M,T^i}(\mathcal{T})$ for $i = 1, \dots, k$ by

$$E_{M,T^i}(\mathcal{T}) = I_1 \otimes I_{2,1} \otimes \cdots \otimes I_{2,i-1} \otimes |\mathcal{T}\rangle\langle\mathcal{T}| \otimes I_{2,i+1} \otimes \cdots \otimes I_{2,k} \otimes I_3,$$

where $I_{2,j}$ is the identity operator on $\mathcal{H}(\Sigma_j^\#)$.

Bernstein and Vazirani introduced a stationary QTM [6, Definition 3.12] to research computational complexity of quantum computers. We can discuss a stationary QTM to research quantum complexity theory because any QTM can be simulated by a stationary QTM from Theorem 4.4. The formal definition of a stationary QTM is given as follows. A QTM $M = (Q, \Sigma, \delta)$ is said to be *stationary*, if for every initial configuration C , there exists some $t \in \mathbf{N}$ such that $\|E_M(0)E_{M,q}(q_f)M_\delta^t|C\rangle\|^2 = 1$ and for all $s < t$ $\|E_{M,q}(q_f)M_\delta^s|C\rangle\|^2 = 0$. The positive integer t is called the *computation time* of M for input state $|C\rangle$. Specifically, if $|C\rangle = |q_0, \text{tape}[x], 0\rangle$, it is called the computation time of M on input x . A *polynomial time* QTM is a stationary QTM such that on every input x the computation time is a polynomial in the length of x . Moreover, let $|\phi\rangle = \sum_{x \in \Sigma^n} \alpha_x |q_0, \text{tape}[x], 0\rangle$ for some $n \in \mathbf{N}$. Then, if the computation time of M on every input x satisfying $\alpha_x \neq 0$ is t , the state $M_\delta^t|\phi\rangle$ is called the *output state* of M for *input state* $|\phi\rangle$.

Finally, we shall give a formal definition of simulation. Let $M = (Q, \Sigma, \delta)$ and $M' = (Q', \Sigma', \delta')$ be QTMs. Let t be a positive integer and $\varepsilon > 0$. Let $e : \mathcal{C}(Q, \Sigma) \rightarrow \mathcal{C}(Q', \Sigma')$ be an injection computable in polynomial time, $d : \mathcal{C}(Q', \Sigma') \rightarrow \mathcal{C}(Q, \Sigma)$ a function computable in polynomial time satisfying $d \cdot e = \text{id}$, and f a function from \mathbf{N}^2 to \mathbf{N} . We say that M' *simulates* M at t with *accuracy* ε and *slowdown* f (under the *encoding* e and the *decoding* d), if for any $C_0 \in \mathcal{C}(Q, \Sigma)$,

$$\sum_{C' \in \mathcal{C}(Q, \Sigma)} \left| \left| \langle C' | M_\delta^t | C_0 \rangle \right|^2 - \sum_{C \in d^{-1}(C')} \left| \langle C | M_{\delta'}^{f(t, \lceil \frac{1}{\varepsilon} \rceil)} | e(C_0) \rangle \right|^2 \right| \leq \varepsilon. \quad (1)$$

If f depends only on t and Eq. 1 is satisfied for $\varepsilon = 0$, we merely say that M' *simulates* M at t with slowdown f . In particular, we say that M' *simulates* M at t *by a factor of* s if $f(t) = st$.

We have discussed solely single tape QTMs, but our arguments can be adapted easily to multi-tape QTMs. We refer to [15] for the formulation of multi-tape QTMs.

3. Lemmas for Quantum Algorithms

In this section, we present several definitions, lemmas and theorems necessary to prove theorems in Sections 4 and 5. Except for Lemma 3.2, they are given in [6] and we adapt them to the present approach with more mathematical formulations. We refer to [6] for these proofs. In [6], the dovetailing lemma and the branching lemma are given for two-way QTMs, but they are extended to general QTMs below. Moreover, if we apply the notion of

unidirectional QTMs [6, Definition 3.14] to general QTMs, the completion lemma also holds for such general unidirectional QTMs.

Lemma 3.1. (Completion lemma) *If a function δ' satisfies conditions (a), (b), and (d) of Theorem 2.1 on $S \times Q \times \Sigma \times \{-1, 1\}$, where $S \subseteq Q \times \Sigma$, then there is a two-way QTM $M = (Q, \Sigma, \delta)$ such that $\delta(p, \sigma, q, \tau, d) = \delta'(p, \sigma, q, \tau, d)$ whenever $\delta'(p, \sigma, q, \tau, d)$ is defined.*

As is well-known, any deterministic Turing machine (DTM) $M = (Q, \Sigma, \delta)$ can be simulated by a DTM $M' = (Q', \{B, 1\}, \delta')$ with slowdown by a factor of $\lceil \log |\Sigma| \rceil$. Using the completion lemma, we can prove a similar statement for unidirectional QTMs.

Lemma 3.2. *Any unidirectional QTM $M = (Q, \Sigma, \delta)$ can be simulated by a unidirectional QTM $M' = (Q', \{B, 1\}, \delta')$ with slowdown by a factor of $3k$, where $k = \lceil \log |\Sigma| \rceil$.*

Proof. Throughout this proof, we denote by $\sigma_0 \cdots \sigma_{k-1}$ the binary representation of $\sigma \in \Sigma$. Let $Q' = Q \times \{1\} \cup Q \times \{B, 1\} \times \{1, 2\} \cup \cdots \cup Q \times \{B, 1\}^k \times \{1, 2\} \cup Q \times [1, k-1]_{\mathbf{Z}} \times \{3\}$. We define the function $e : \mathcal{C}(Q, \Sigma) \rightarrow \mathcal{C}(Q', \{B, 1\})$ such that $e((p, T, \xi)) = (p, \tilde{T}, k\xi)$, where \tilde{T} is the tape configuration from $\{B, 1\}$ such that $\tilde{T}(kj) \cdots \tilde{T}(kj+k-1) = \sigma_0 \cdots \sigma_{k-1}$ if $T(j) = \sigma$ for any $j \in \mathbf{Z}$, that is, the function e determines the configuration of M' corresponding to a configuration of M . If a state $|p, T, \xi\rangle$ of M such that $T(\xi) = \sigma$ evolves to $|q, T_\xi^\tau, \xi + d\rangle$ with amplitude $\delta(p, \sigma, q, \tau, d)$, the corresponding state $|p, \tilde{T}, k\xi\rangle$ of M' evolves to $|q, \tilde{T}_\xi^{(\tau)}, k(\xi + d)\rangle$ with the same amplitude in $3k$ steps by the following partially defined function δ' . Here, $\tilde{T}_\xi^{(\tau)}$ is the tape configuration from $\{B, 1\}$ defined by

$$\tilde{T}_\xi^{(\tau)}(m) = \begin{cases} \tau_{m \bmod k} & \text{if } k\xi \leq m \leq k\xi + k - 1, \\ \tilde{T}(m) & \text{otherwise.} \end{cases}$$

$$\delta'((p, \sigma_0, \dots, \sigma_{i-1}, 1), \sigma_i, (p, \sigma_0, \dots, \sigma_i, 1), B, 1) = 1 \quad (0 \leq i \leq k-1) \quad (2)$$

$$\delta'((p, \sigma_0, \dots, \sigma_{k-1}, 1), b, (q, \tau_0, \dots, \tau_{k-1}, 2), b, -1) = \delta(p, \sigma, q, \tau, d) \quad (b \in \{B, 1\}) \quad (3)$$

$$\delta'((q, \tau_0, \dots, \tau_i, 2), B, (q, \tau_0, \dots, \tau_{i-1}, 2), \tau_i, -1) = 1 \quad (1 \leq i \leq k-1) \quad (4)$$

$$\delta'((q, \tau_0, 2), B, (q, 1, 3), \tau_0, d) = 1 \quad (5)$$

$$\delta'((q, i, 3), \tau_i, (q, i+1, 3), \tau_i, d) = 1 \quad (1 \leq i \leq k-1, (q, k, 3) = (q, 1)). \quad (6)$$

Eq. 2 represents the operation of recording the current symbol σ scanned by the head of M in the processor of M' in k steps. Eq. 3 represents the operation of transferring the processor configuration p and the symbol σ of M recorded in the processor of M' to a new processor configuration q and symbol τ with amplitude $\delta(p, \sigma, q, \tau, d)$. Since M is unidirectional, the direction d in which the head of M moves is uniquely determined by q . Eqs. 4 and 5 represent the operation of writing the symbol string corresponding to the new symbol τ of M in turn on k cells of M' in k steps. Eq. 6 represents the operation of moving the head of M' to the direction d in $k-1$ steps. By the above operations, M' carries out the operation corresponding to one step of M .

The partially defined function δ' satisfies conditions (a), (b), and (d) of Theorem 2.1, so that there exists a quantum transition function that carries out the above steps by the completion lemma. It is easy to see that M' simulates M with slowdown by a factor of $3k$. *QED*

Since every two-way QTM is simulated by a unidirectional QTM with slowdown by a factor of 5 [6, Lemma 5.5], Lemma 3.2 implies that any two-way QTM is simulated by a unidirectional QTM with alphabet $\{B, 1\}$ with slowdown by a constant factor independent of the input.

A reversible Turing machine (RTM) $M = (Q, \Sigma, \delta)$ can be canonically identified with the QTM $M' = (Q, \Sigma, \delta')$ such that the range of δ' is $\{0, 1\}$ and that $\delta'(p, \sigma, q, \tau, d) = 1$ if and only if $\delta(p, \sigma) = (q, \tau, d)$ for any $(p, \sigma, q, \tau, d) \in Q \times \Sigma \times Q \times \Sigma \times [-1, 1]_{\mathbf{Z}}$. We consider that RTMs is a subclass of QTMs under this identification. In what follows, we shall abbreviate “stationary, normal form [6, Definition 3.13] QTM (RTM)” as “SNQTM (SNRTM)”.

Theorem 3.3. (Synchronization theorem) *If f is a function mapping symbol strings to symbol strings which can be computed by a polynomial time bounded DTM and such that $|f(x)|$ depends only on $|x|$, then there is a polynomial time two-way SNRTM such that the output state for input state $|q_0, \text{tape}[x], 0\rangle$ is $|q_f, \text{tape}[x, f(x)], 0\rangle$ and whose computation time depends only on $|x|$. Moreover if f and f^{-1} are functions which can be computed by polynomial time bounded DTMs and such that $|f(x)|$ depends only on $|x|$, then there is a polynomial time two-way SNRTM such that the output state for input state $|q_0, \text{tape}[x], 0\rangle$ is $|q_f, \text{tape}[f(x)], 0\rangle$ and whose computation time depends only on $|x|$.*

Given any QTM $M = (Q, \Sigma, \delta)$ and any symbol set Σ' , the QTM $M(\Sigma') = (Q, \Sigma \times \Sigma', \delta')$ is called the QTM constructed by *addition of the track* (with alphabet Σ' to M) if for any $(p, (\sigma, \sigma'), q, (\tau, \tau'), d) \in (Q \times (\Sigma \times \Sigma'))^2 \times [-1, 1]_{\mathbf{Z}}$,

$$\delta'(p, (\sigma, \sigma'), q, (\tau, \tau'), d) = \delta_{\sigma'}^{\tau'} \delta(p, \sigma, q, \tau, d),$$

where δ denotes the Kronecker delta. Given any k -track QTM $M = (Q, \Sigma_1 \times \cdots \times \Sigma_k, \delta)$ and any permutation $\pi : [1, k]_{\mathbf{Z}} \rightarrow [1, k]_{\mathbf{Z}}$, the k -track QTM $M' = (Q, \Sigma_{\pi(1)} \times \cdots \times \Sigma_{\pi(k)}, \delta')$ is called the QTM constructed by the *permutation π of the tracks* (of M) if for any $(p, (\sigma_{\pi(1)}, \dots, \sigma_{\pi(k)}), q, (\tau_{\pi(1)}, \dots, \tau_{\pi(k)}), d) \in (Q \times (\Sigma_{\pi(1)} \times \cdots \times \Sigma_{\pi(k)}))^2 \times [-1, 1]_{\mathbf{Z}}$

$$\delta'(p, (\sigma_{\pi(1)}, \dots, \sigma_{\pi(k)}), q, (\tau_{\pi(1)}, \dots, \tau_{\pi(k)}), d) = \delta(p, (\sigma_1, \dots, \sigma_k), q, (\tau_1, \dots, \tau_k), d).$$

Lemma 3.4. (Dovetailing lemma) *For $i = 1, 2$, let $M_i = (Q_i, \Sigma, \delta_i)$ be an SNQTM with initial and final processor configurations $q_{i,0}$ and $q_{i,f}$. Then there is a normal form QTM $M = (Q, \Sigma, \delta)$ satisfying the following condition with initial and final processor configurations $q_{1,0}$ and $q_{2,f}$. If C_0 is an initial configuration of M_1 , the computation time for the input state $|C_0\rangle$ of M_1 is s , and $M_{\delta_1}^s |C_0\rangle = \sum_{T \in \Sigma^\#} \alpha_T |q_{1,f}, T, 0\rangle$, then we have*

$$\begin{aligned} M_{\delta}^t |C_0\rangle &= M_{\delta_1}^t |C_0\rangle \quad \text{for } t < s, \\ M_{\delta}^{s+t} |C_0\rangle &= \sum_{T \in \Sigma^\#} \alpha_T M_{\delta_2}^t |q_{2,0}, T, 0\rangle \quad \text{for } t \geq 0. \end{aligned}$$

Such an M is called the QTM constructed by dovetailing M_1 and M_2 .

Even if M is the normal form QTM constructed by dovetailing SNQTMs M_1 and M_2 , it is not always stationary. It is easy to see that the following conditions ensure that the QTM M is stationary. These conditions are called the *dovetailing conditions*.

(i) The output state of M_1 for input state $|q_0, \text{tape}[x], 0\rangle$ is represented by

$$\sum_{y \in \Sigma^n} \alpha_y |q_f, \text{tape}[y], 0\rangle$$

for some $n = n(|x|) \in \mathbf{N}$.

(ii) M_2 is a stationary QTM such that if the input state is $|q_0, \text{tape}[x], 0\rangle$, the computation time for the input state depends only on $|x|$.

Lemma 3.5. (Branching lemma) *Let $M_i = (Q_i, \Sigma, \delta_i)$ be an SNQTM for $i = 1, 2$. Then there is an SNQTM $M = (Q, \Sigma \times \{B, 1\}, \delta)$ satisfying the following condition with initial and final processor configurations q_0 and q_f . If the initial configuration of M_i is $C_i = (q_{i,0}, T_0, 0)$, the computation time of M_i for $|C_i\rangle$ is s_i , and $M_{\delta_i}^{s_i} |C_i\rangle = \sum_{T \in \Sigma^\#} \alpha_{i,T} |q_{i,f}, T, 0\rangle$, then we have*

$$M_{\delta}^{s_i+4} |q_0, (T_0, T_i), 0\rangle = \sum_{T \in \Sigma^\#} \alpha_{i,T} |q_f, (T, T_i), 0\rangle,$$

where $T_1 = \text{tape}[B]$ and $T_2 = \text{tape}[1]$.

Lemma 3.6. (Looping lemma) *There are an SNRTM $M = (Q, \Sigma, \delta)$ and a constant c with the following properties. On any positive input k written in binary, the computation time of M is $O(k \log^c k)$ and the output state of M for the input state $|q_0, T, 0\rangle$ is $|q_f, T, 0\rangle$. Moreover, M visits a special processor configuration q^* exactly k times, each time with its head back in cell 0. That is, there exist some q^* in Q and k positive integers $t_i < t$, where $i = 1, \dots, k$, such that*

$$\|E_{M,q}(q^*)E_M(0)M_{\delta}^{t_i}|q_0, T, 0\rangle\|^2 = 1, \quad \|E_{M,q}(q^*)M_{\delta}^s|q_0, T, 0\rangle\|^2 = 0 \quad (s \neq t_1, \dots, t_k).$$

An RTM M satisfying the above condition is called a looping machine.

In what follows, we say that a real x is the input of a Turing machine, if it is represented by a code of a DTM computing one of its rational approximations. Moreover, for any real $\varepsilon > 0$, we denote by $\text{Acc}(\varepsilon)$ the least number m satisfying $\frac{1}{2^m} \leq \varepsilon$. For convenience, we define $\text{Acc}(0) = B$. Let $\tilde{\mathbf{C}} = \{a + ib \mid a, b \in \mathbf{Q}\}$. The code of an $m \times n$ matrix $M = (m_{ij})$ with the components in $\tilde{\mathbf{C}}$ is defined to be the list of finite sequences of numbers $\langle \langle x_{11}, y_{11} \rangle, \langle x_{12}, y_{12} \rangle, \dots, \langle x_{mn}, y_{mn} \rangle \rangle$, where $x_{ij} = \text{Re}(m_{ij})$ and $y_{ij} = \text{Im}(m_{ij})$.

Let \mathcal{H} be the Hilbert space spanned by the orthonormal system $\mathcal{B} = \{|1\rangle, \dots, |n\rangle\}$ and $\mathcal{L}(\mathcal{H})$ be the set of all linear transformations on \mathcal{H} . Let e be a function that outputs for any $(U, m) \in \mathcal{L}(\mathcal{H}) \times \mathbf{Z}_{\geq 0}$ the following finite string $e(U, m)$ defined as follows: we represent

U by the matrix $A = (a_{ij})$ with $a_{ij} = \langle j|U|i\rangle$, and $e(U, m)$ is the code of $A' = (a'_{ij})$, where A' is an element of the set $\mathcal{X} = \{B = (b_{ij}) \mid b_{ij} \in \tilde{\mathbf{C}}, \|A - B\| \leq \frac{1}{2^m}\}$ chosen uniquely by an appropriate ordering of \mathcal{X} . Let M be a multi-track QTM such that the alphabet of each track contains 0 and 1. For some U in $\mathcal{L}(\mathcal{H})$, we say that a QTM M carries out U with accuracy ε (in t steps on the first track), if there is a unitary transformation U' such that $\|U' - U\| \leq \varepsilon$ and for any $|i\rangle \in \mathcal{B}$

$$M_\delta^t |q_0, \text{tape}[i, e(U, m), \text{Acc}(\varepsilon)], 0\rangle = \sum_{j=1}^n |q_f, \text{tape}[j, e(U, m), \text{Acc}(\varepsilon)], 0\rangle \langle j|U'|i\rangle.$$

In particular, if the approximate code $e(U, m)$ is replaced by an exact code of U and $\varepsilon = 0$ on the above condition, we merely say that M carries out U (in t steps). Moreover, for a subset \mathcal{X} of $\mathcal{L}(\mathcal{H})$, we say that M carries out \mathcal{X} in time polynomial in $\frac{1}{\varepsilon}$ and the length of the input if t is bounded by a polynomial in $\frac{1}{\varepsilon}$ and the length $N = O(\max(\log n, |e(U, m)|, \log \text{Acc}(\varepsilon)))$ of the input for any $U \in \mathcal{X}$. Analogously we say that M carries out U with accuracy ε in t steps on the i -th track under appropriate modifications of the above definition.

Theorem 3.7. (Unitary theorem) *Let \mathcal{H} be the Hilbert space spanned by the orthonormal system $\mathcal{B} = \{|1\rangle, \dots, |n\rangle\}$. Then there is a two-way SNQTM M that carries out the set of linear transformations which are $\frac{\varepsilon}{2(10\sqrt{n})^n}$ -close [6, Definition 6.2] on \mathcal{H} with accuracy ε in time polynomial in $\frac{1}{\varepsilon}$ and the length of the input on its first track.*

4. Quantum Circuits

An element of $\{0, 1\}^m$ is called a *bit string of length m* or an *m -bit string*. For any m -bit string $x = x_1 \cdots x_m$, the bit x_i is called the *i -th bit* of x . An m -input n -output *logic gate* is a function mapping m -bit strings to n -bit strings. An n -input n -output logic gate is also an n -bit logic gate. Suppose that G is an m -input n -output logic gate. An n -bit string $y_1 \cdots y_n$ is called the *output* of G for *input* $x_1 \cdots x_m$ if $G(x_1 \cdots x_m) = y_1 \cdots y_n$. A logic gate G is said to be *reversible* if G is a bijection. For example, the logic gate $M_2(N)$ that for input $xy \in \{0, 1\}^2$ produces output $x(x + y \bmod 2) \in \{0, 1\}^2$ is a 2-bit reversible logic gate called the controlled not gate. The first bit is called the control bit, and the second bit is called the target bit.

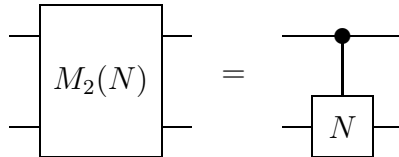


Figure 1 : The controlled not gate $M_2(N)$

In order to define quantum gates, we shall first define the notion of a wire. A *wire* is an element of a countable set of 2-state systems. The set of wires is in one-to-one correspondence

with the set of natural numbers called *bit numbers*. Formally, the wire of bit number j is represented by the Hilbert space $\mathcal{H}_j \cong \mathbf{C}^2$ spanned by a basis $\{|0\rangle_j, |1\rangle_j\}$, an orthonormal system in one-to-one correspondence with $\{0, 1\}$. An observable $\hat{n}_j = |1\rangle_j\langle 1|_j$ in the Hilbert space \mathcal{H}_j is called a j -th *bit observable*. Let $\Lambda = \{j_1, \dots, j_n\} \subseteq \mathbf{N}$, where $j_1 < \dots < j_n$. A composite system of n wires with different bit numbers in Λ is represented by the Hilbert space $\mathcal{H}_\Lambda = \bigotimes_{j \in \Lambda} \mathcal{H}_j$. In the Hilbert space \mathcal{H}_Λ , the orthonormal system

$$\{|x_1\rangle_{j_1} \cdots |x_n\rangle_{j_n} \mid x_1 \cdots x_n \in \{0, 1\}^n\}$$

in one-to-one correspondence with $\{0, 1\}^n$ is called the *computational basis* on Λ . Henceforth, we shall also write $|x_1, \dots, x_n\rangle = |x_1\rangle_{j_1} \cdots |x_n\rangle_{j_n}$. Thus, we obtain

$$1 \otimes \cdots 1 \otimes \hat{n}_{j_k} \otimes 1 \cdots 1 |x_1, \dots, x_k, \dots, x_n\rangle = x_k |x_1, \dots, x_k, \dots, x_n\rangle.$$

An n -bit quantum gate is physically to be interacting of n wires such that the state transition from the input state to the output state is represented by the time evolution of the composite system of the n wires. Formally, for any set $\Lambda \subseteq \mathbf{N}$, a Λ -quantum gate is defined to be a unitary operator on the corresponding Hilbert space \mathcal{H}_Λ . In particular, a $[1, n]_{\mathbf{Z}}$ -quantum gate is called an n -bit quantum gate. The S -matrix of a Λ -quantum gate is the matrix representing its gate in the computational basis on Λ . For any Λ -quantum gate G and any unit vectors $|\psi\rangle$ and $|\phi\rangle$ in \mathcal{H}_Λ , if $G|\psi\rangle = |\phi\rangle$, the vector $|\phi\rangle$ is called the *output state* of G for the *input state* $|\psi\rangle$. In particular, if the input state is $|\psi\rangle = |x_1 \cdots x_n\rangle$, the bit string $x_1 \cdots x_n$ is called the *input* of G . Henceforth when no confusion may arise, we usually identify the S -matrix of a quantum gate with the quantum gate itself.

We can represent an n -bit reversible logic gate by a $2^n \times 2^n$ orthogonal matrix whose entries are equal to zero or one. Thus we may consider an n -bit reversible logic gate to be a sort of n -bit quantum gate, and consider that reversible logic gates is a subclass of the quantum gates.

Let π be a permutation on $[1, n]_{\mathbf{Z}}$. The *permutation operator* of π is the operator V_π on $\mathcal{H}_{[1, n]_{\mathbf{Z}}}$ that transforms $|x_1 \cdots x_n\rangle$ to $|x_{\pi(1)}, \dots, x_{\pi(n)}\rangle$ for any n -bit string $x_1 \cdots x_n$. For any finite set Λ , we denote by I_Λ the identity operator on $\mathcal{H}_\Lambda = \bigotimes_{\lambda \in \Lambda} \mathcal{H}_\lambda$. For any m -bit quantum gate G , the n -bit extension of G is the n -bit quantum gate $G \otimes I_{[m+1, n]_{\mathbf{Z}}}$ denoted by $G[n]$, where $m \leq n$. For any set \mathcal{G} of quantum gates, an n -bit quantum gate G is said to be *decomposable by \mathcal{G}* if there are n_i -bit quantum gates G_i in \mathcal{G} with $n_i \leq n$ and permutations π_i on $[1, n]_{\mathbf{Z}}$ satisfying

$$G = U_1 \cdots U_m \quad (U_i = V_{\pi_i}^\dagger G_i[n] V_{\pi_i} \text{ for } i = 1, 2, \dots, m). \quad (7)$$

In this case, G is also said to be *decomposable by m gates in \mathcal{G}* . The least number of such m is called the *size of G for \mathcal{G}* . For any $\varepsilon > 0$, we say that G is *decomposable by \mathcal{G} with accuracy ε* , if $\|G - U_1 \cdots U_m\| \leq \varepsilon$ is satisfied instead of Eq. 7.

A *universal set* is a set of quantum gates by which any quantum gate is decomposable with any accuracy. An *elementary gate* is an element of a given universal set. Henceforth,

$R_{1,\theta}$, $R_{2,\theta}$, and $R_{3,\theta}$ denote the 1-bit quantum gates whose S-matrices are given as follows.

$$R_{1,\theta} = \begin{pmatrix} \cos \theta & -\sin \theta \\ \sin \theta & \cos \theta \end{pmatrix}, \quad R_{2,\theta} = \begin{pmatrix} e^{i\theta} & 0 \\ 0 & 1 \end{pmatrix}, \quad R_{3,\theta} = \begin{pmatrix} 1 & 0 \\ 0 & e^{i\theta} \end{pmatrix}.$$

Barenco et al. [3] proved that any quantum gate is decomposable by the infinite set \mathcal{G}_u as follows.

$$\mathcal{G}_u = \{R_{1,\theta}, R_{2,\theta}, R_{3,\theta}, M_2(N) \mid \theta \in [0, 2\pi]\}.$$

Theorem 4.1. *Any n -bit quantum gate G is decomposable by at most $O(n^3 2^{2n})$ quantum gates in \mathcal{G}_u .*

Thus, \mathcal{G}_u is a universal set. In what follows, the size for \mathcal{G}_u is merely called the *size*.

We shall now consider a finite universal set. First, we shall describe the notion of “efficiently computable numbers” introduced by Ko and Friedman [14]. A real x is *polynomial time computable* if there is a polynomial time computable function ϕ such that $|\phi(1^n) - x| \leq 2^{-n}$ and $\phi(1^n) \in \{m/2^n \mid m \in \mathbf{Z}\}$ for any $n \in \mathbf{N}$. We denote by \mathbf{PR} the set of polynomial time computable real numbers and let $\mathbf{PC} = \{x + y\sqrt{-1} \mid x, y \in \mathbf{PR}\}$. Henceforth, \mathcal{R} denotes a polynomial time computable real $2\pi \sum_{i=1}^{\infty} 2^{-2^i}$. The following lemma was obtained essentially by Bernstein and Vazirani [6].

Lemma 4.2. *For any $\theta \in [0, 2\pi]$ and $\varepsilon > 0$, there is the least non-negative integer $k \leq O(\frac{1}{\varepsilon^4})$ such that $|k\mathcal{R} - \theta| \pmod{2\pi} \leq \varepsilon$. Moreover, there is a polynomial time bounded DTM which produces on input $\theta \in \mathbf{PR}$ and $\text{Acc}(\varepsilon)$ the least non-negative integer k satisfying the above inequality.*

Henceforth, $\mathcal{G}_{\mathcal{R}}$ denotes the finite set of quantum gates,

$$\mathcal{G}_{\mathcal{R}} = \{R_{1,\mathcal{R}}, R_{2,\mathcal{R}}, R_{3,\mathcal{R}}, M_2(N) \mid \mathcal{R} = 2\pi \sum_{i=1}^{\infty} 2^{-2^i}\}.$$

Since any 1-bit quantum gate in \mathcal{G}_u is decomposable by $\mathcal{G}_{\mathcal{R}}$ with any accuracy by Lemma 4.2, the set $\mathcal{G}_{\mathcal{R}}$ is a universal set. In what follows, the size for $\mathcal{G}_{\mathcal{R}}$ is called the $\mathcal{G}_{\mathcal{R}}$ -size.

An n -bit quantum circuit consists of quantum gates and wires, and represents how those gates are connected with some of those wires. Formally, it is defined as follows. Let \mathcal{G} be a set of quantum gates. An n -bit *quantum circuit* K based on \mathcal{G} is a finite sequence $(G_m, \pi_m), \dots, (G_1, \pi_1)$ such that each pair (G_i, π_i) satisfies the following conditions.

- (1) G_i is an n_i -bit quantum gate in \mathcal{G} with $n_i \leq n$.
- (2) π_i is a permutation on $[1, n]_{\mathbf{Z}}$.

In this case, we say that the wire of bit number $\pi_i(j)$ is connected with the j -th pin of G_i . The positive integer m is called the *size of K for \mathcal{G}* . In particular, if $\mathcal{G} = \mathcal{G}_u$, the size is merely called the *size* and if $\mathcal{G} = \mathcal{G}_{\mathcal{R}}$, the size is called the $\mathcal{G}_{\mathcal{R}}$ -size. The unitary operator $U_m \cdots U_1$, where $U_i = V_{\pi_i}^\dagger G_i[n] V_{\pi_i}$ for $i \in [1, m]_{\mathbf{Z}}$, is called the n -bit *quantum gate determined*

by K and denoted by $G(K)$. From the definition, the size of $G(K)$ for \mathcal{G} is at most the size of K for \mathcal{G} . Suppose that $K_1 = (G_m, \pi_m), \dots, (G_1, \pi_1)$ and $K_2 = (G'_l, \pi'_l), \dots, (G'_1, \pi'_1)$ are n -bit quantum circuits based on \mathcal{G} . Then $K_2 \circ K_1 = (G'_l, \pi'_l), \dots, (G'_1, \pi'_1), (G_m, \pi_m), \dots, (G_1, \pi_1)$ is called the concatenation of K_1 and K_2 , and $K_1^n = \underbrace{K_1 \circ \dots \circ K_1}_n$ is called the concatenation of n K_1 's.

Next, we define k -input m -output quantum circuits. A k -input m -output n -bit quantum circuit is physically to be an n -bit quantum circuit based on a set of quantum gates; its input is a k -bit string and a constant $(n - k)$ -bit string, and its output is the m -bit string obtained by measuring the bit observables of a given m wires after the unitary transformation determined by the circuit.

Formally, a k -input m -output n -bit quantum circuit \mathbf{K} is a 4-tuple $(K, \Lambda_1, \Lambda_2, S)$ satisfying the following conditions.

- (1) K is an n -bit quantum circuit.
- (2) Λ_1 and Λ_2 are two subsets of $[1, n]_{\mathbf{Z}}$ satisfying $|\Lambda_1| = k$ and $|\Lambda_2| = m$, respectively.
- (3) S is a function from $[1, n]_{\mathbf{Z}} \setminus \Lambda_1$ to $\{0, 1\}$. Henceforth, we write $b_j = S(j)$ for any $j \in [1, n]_{\mathbf{Z}} \setminus \Lambda_1$.

Let $\mathbf{K} = (K, \Lambda_1, \Lambda_2, S)$ be a k -input m -output n -bit quantum circuit, where $\Lambda_1 = \{j_1, \dots, j_k\}$ and $\Lambda_2 = \{i_1, \dots, i_m\}$, and let $u = u_1 \cdots u_n$ be the n -bit string satisfying $u_{j_1} = x_1, \dots, u_{j_k} = x_k$ for a k -bit string $x = x_1 \cdots x_k$ and $u_j = b_j$ for all $j \in [1, n]_{\mathbf{Z}} \setminus \Lambda_1$. In what follows, the n -bit string u obtained by such construction is denoted by $u(x, \mathbf{K})$. Let $|\phi\rangle$ be the output state of $G(K)$ for input $u(x, \mathbf{K})$. If the bit observables $\hat{n}_{i_1}, \dots, \hat{n}_{i_m}$ are measured simultaneously in the output state $|\phi\rangle$, and the outcomes of these measurements are y_1, \dots, y_m , the bit string $y = y_1 \cdots y_m$ is considered as the *output* of \mathbf{K} for *input* x . From the statistical formula of quantum physics, the probability $\rho^K(y|x)$ such that y is the output of \mathbf{K} for input x is represented by

$$\rho^K(y|x) = \langle u(x, \mathbf{K}) | G(K)^\dagger E_{i_1}(y_1) \cdots E_{i_m}(y_m) G(K) | u(x, \mathbf{K}) \rangle,$$

where $E_{i_p}(y_p)$ is the spectral projection of $1 \otimes \cdots \otimes 1 \otimes \hat{n}_{i_p} \otimes 1 \cdots \otimes 1$ pertaining to its eigenvalue y_p . We can consider that \mathbf{K} associates each k -bit string x with the probability distribution $\rho^K(\cdot|x)$ on $\{0, 1\}^m$. The distribution $\rho^K(\cdot|x)$ is called the *output distribution for x determined by \mathbf{K}* . Henceforth, when no confusion may arise, we shall identify \mathbf{K} with K .

Now, we shall give the notion of a simulation of a QTM by a quantum circuit. The total variation distance between two distributions \mathcal{D} and \mathcal{D}' over the same domain I is $\sum_{i \in I} |\mathcal{D}(i) - \mathcal{D}'(i)|$. A quantum circuit K will be said to t -simulate a QTM $M = (Q, \Sigma, \delta)$ with accuracy ε , if the following holds for any Σ -string x . Let \mathcal{D} be the probability distribution of the outcomes of the simultaneous measurement of the tape cells from cell $-t$ to cell t after t steps of M for input state $|q_0, \text{tape}[x], 0\rangle$. Let \mathcal{D}' be the probability distribution of the Σ -string obtained by decoding the output of K for the input of the bit string obtained by encoding x . Then the total variation distance between \mathcal{D} and \mathcal{D}' is at most ε . The formal definition runs as follows.

Let $e : \Sigma \rightarrow \{0, 1\}^\lambda$, where $\lambda = \lceil \log |\Sigma| \rceil$, be an injection computable in polynomial time, and let $d : \{0, 1\}^\lambda \rightarrow \Sigma$ be a function computable in polynomial time such that $d \cdot e = \text{id}$.

For any Σ -string $x = x_1 \cdots x_k$, $t \in \mathbf{N}$ and bit string $z = z_1 \cdots z_{2t+1}$, where $z_i \in \{0, 1\}^\lambda$, we define the encoding function $e_t : \Sigma^* \rightarrow \{0, 1\}^{(2t+1)\lambda}$ by

$$e_t(x_1 \cdots x_k) = \begin{cases} \underbrace{e(B) \cdots e(B)}_t e(x_1) \cdots e(x_k) \underbrace{e(B) \cdots e(B)}_{t+1-k} & \text{if } t+1 \geq k, \\ \underbrace{e(B) \cdots e(B)}_t e(x_1) \cdots e(x_{t+1}) & \text{if } t+1 < k, \end{cases}$$

and define the decoding function $d_t : \{0, 1\}^{(2t+1)\lambda} \rightarrow \Sigma^{2t+1}$ by

$$d_t(z_1 \cdots z_{2t+1}) = d(z_1) \cdots d(z_{2t+1}).$$

Then a $((2t+1)\lambda$ -input $(2t+1)\lambda$ -output) quantum circuit K is said to t -simulate a QTM $M = (Q, \Sigma, \delta)$ with accuracy ε (under the encoding e and the decoding d), if for any Σ -string x ,

$$\sum_{y \in \Sigma^{2t+1}} |\rho_t^M(y|x) - \tilde{\rho}^K(y|x)| \leq \varepsilon,$$

where

$$\begin{aligned} \tilde{\rho}^K(y|x) &= \sum_{z \in d_t^{-1}(y)} \rho^K(z|e_t(x)), \\ \rho_t^M(y|x) &= \langle q_0, \text{tape}[x], 0 | (M_\delta^t)^\dagger E_{M,-t}(y_1) \cdots E_{M,t}(y_{2t+1}) M_\delta^t | q_0, \text{tape}[x], 0 \rangle. \end{aligned}$$

When $\varepsilon = 0$, the quantum circuit K is merely said to t -simulate the QTM M .

In [20] Yao discussed the simulation of a QTM by a quantum circuit under a similar but different formulation. He showed that given a QTM $M = (Q, \Sigma, \delta)$ and positive integers t and n , there is an n -input quantum circuit that simulates M on any input of M with length $\lceil n / \lceil \log |\Sigma| \rceil \rceil$ and that its “size” (the “size” is the number of Deutsch gates [9] constructing the circuit) is at most some fixed polynomial in t and n . Our formulation requires that a quantum circuit simulate a QTM M on *every* input of M and we shall improve quantum circuits used in [20] so that it can simulate even any multi-tape QTM. In addition, we shall use the quantum circuit based on \mathcal{G}_u instead of Deutsch gates in order to take advantage of this proof later.

Theorem 4.3. *Let $M = (Q, \Sigma, \delta)$ be a QTM, and let $t \in \mathbf{N}$. Then, there is a quantum circuit of size $O(t^2)$ that t -simulates M .*

Proof. For simplicity, let M be a single tape QTM. A proof of multi-tape QTMs will be obtained similarly. We shall construct a quantum circuit K_G which t -simulates M . The quantum gate determined by K_G is connected with $(2t+4)l$ wires. We divide their wires into $2t+4$ equal parts. Each part has the length $l = 2 + \lceil \log(|Q| + 1) \rceil + \lceil \log |\Sigma| \rceil$, for $j \in [0, 2t]_{\mathbf{Z}}$, the j -th part consisting of the wires of bit numbers $jl+1, \dots, jl+l$ represents the symbol in the $(j-t)$ -th cell of M and the processor configuration if the head is in the cell. This set of the wires is called cell $j-t$ of K_G . For $i \in [-t, t]_{\mathbf{Z}}$, the state of cell i of

K_G is represented by a unit vector in the Hilbert space spanned by the computational basis $\{|q_i \sigma_i s_i\rangle\}$, where $q_i \in \{0, 1\}^{\lceil \log(|Q|+1) \rceil}$, $\sigma_i \in \{0, 1\}^{\lceil \log(|\Sigma|) \rceil}$, and $s_i \in \{0, 1\}^2$. The $3l$ wires of bit numbers $(2t+1)l+1, \dots, (2t+4)l$ are divided into 3 equal parts, which are called cells L, N , and R , or cells $t+1, t+2$, and $t+3$ in this order.

Next, we define quantum gates G_1, G_2 , and G_3 composing K_G . In what follows, p, q, \dots denote binary strings representing elements of Q , the symbol \emptyset denotes $0^{\lceil \log(|Q|+1) \rceil}$, the symbols σ, τ, \dots denote binary strings representing elements of Σ , and $s = \bar{0}, \bar{1}, \bar{2}$ denote 00, 01, 10, respectively. Then the computational basis state on the set $[1, l]_{\mathbf{Z}}$ of bit numbers corresponding to the bit string $q\sigma s$ of length l is denoted by $|q\sigma s\rangle$. Moreover, we denote the computational basis state $|q_1 \sigma_1 s_1 q_2 \sigma_2 s_2 \dots q_k \sigma_k s_k\rangle$ on the set $[1, kl]_{\mathbf{Z}}$ of bit numbers by $|q_1 \sigma_1 s_1; q_2 \sigma_2 s_2; \dots; q_k \sigma_k s_k\rangle$. Now G_1 is a $4l$ -bit reversible logic gate satisfying the following conditions.

$$\begin{aligned} G_1|p\sigma\bar{1}; \emptyset B\bar{0}; \emptyset B\bar{0}; \emptyset B\bar{0}\rangle &= |\emptyset B\bar{2}; \emptyset B\bar{0}; p\sigma\bar{1}; \emptyset B\bar{0}\rangle, \\ G_1|\emptyset B\bar{0}; \emptyset B\bar{0}; \emptyset B\bar{0}; \emptyset B\bar{0}\rangle &= |\emptyset B\bar{0}; \emptyset B\bar{0}; \emptyset B\bar{0}; \emptyset B\bar{0}\rangle \end{aligned}$$

Let G_2 be a $3l$ -bit quantum gate satisfying $G_2|w_{p,\sigma}\rangle = |v_{p,\sigma}\rangle$, where

$$\begin{aligned} |w_{p,\sigma}\rangle &= |\emptyset B\bar{0}; p\sigma\bar{1}; \emptyset B\bar{0}\rangle, \\ |v_{p,\sigma}\rangle &= \sum_{q,\tau} \delta(p, \sigma, q, \tau, -1) |qB\bar{2}; \emptyset\tau\bar{0}; \emptyset B\bar{0}\rangle + \sum_{q,\tau} \delta(p, \sigma, q, \tau, 0) |\emptyset B\bar{0}; q\tau\bar{2}; \emptyset B\bar{0}\rangle \\ &\quad + \sum_{q,\tau} \delta(p, \sigma, q, \tau, 1) |\emptyset B\bar{0}; \emptyset\tau\bar{0}; qB\bar{2}\rangle \end{aligned}$$

for any $(p, \sigma) \in Q \times \Sigma$; the summation $\sum_{q,\tau}$ is taken over all $(q, \tau) \in Q \times \Sigma$ above and in the rest of this proof. Let $W = \{|w_{p,\sigma}\rangle \mid (p, \sigma) \in Q \times \Sigma\}^{\perp\perp}$ and $V = \{|v_{p,\sigma}\rangle \mid (p, \sigma) \in Q \times \Sigma\}^{\perp\perp}$, where S^{\perp} denotes the orthogonal complement of a set S so that $S^{\perp\perp}$ denotes the subspace generated by S . The subspaces W and V are clearly orthogonal and it is verified that $\{|v_{p,\sigma}\rangle\}$ is an orthonormal system of V by Theorem 2.1. Thus, there exists a quantum gate G_2 satisfying the above condition. Let G_3 be a $6l$ -bit quantum gate satisfying the following conditions.

- (a) $G_3|\emptyset\sigma_1\bar{0}; \emptyset B\bar{2}; \emptyset\sigma_2\bar{0}; qB\bar{2}; \emptyset\tau\bar{0}; \emptyset B\bar{0}\rangle = |q\sigma_1\bar{1}; \emptyset\tau\bar{0}; \emptyset\sigma_2\bar{0}; \emptyset B\bar{0}; \emptyset B\bar{0}; \emptyset B\bar{0}\rangle$
- (b) $G_3|\emptyset\sigma_1\bar{0}; \emptyset B\bar{2}; \emptyset\sigma_2\bar{0}; \emptyset B\bar{0}; q\tau\bar{2}; \emptyset B\bar{0}\rangle = |\emptyset\sigma_1\bar{0}; q\tau\bar{1}; \emptyset\sigma_2\bar{0}; \emptyset B\bar{0}; \emptyset B\bar{0}; \emptyset B\bar{0}\rangle$
- (c) $G_3|\emptyset\sigma_1\bar{0}; \emptyset B\bar{2}; \emptyset\sigma_2\bar{0}; \emptyset B\bar{0}; \emptyset\tau\bar{0}; qB\bar{2}\rangle = |\emptyset\sigma_1\bar{0}; \emptyset\tau\bar{0}; q\sigma_2\bar{1}; \emptyset B\bar{0}; \emptyset B\bar{0}; \emptyset B\bar{0}\rangle$
- (d) $G_3|\phi\rangle = |\phi\rangle$,

where $|\phi\rangle$ is one of the following 9 computational basis states.

- (1) $|\emptyset\sigma_1\bar{0}; \emptyset\sigma_2\bar{0}; \emptyset B\bar{2}; qB\bar{2}; \emptyset\tau\bar{0}; \emptyset B\bar{0}\rangle$, (2) $|\emptyset\sigma_1\bar{0}; \emptyset\sigma_2\bar{0}; \emptyset B\bar{2}; \emptyset B\bar{0}; q\tau\bar{2}; \emptyset B\bar{0}\rangle$
- (3) $|\emptyset\sigma_1\bar{0}; \emptyset\sigma_2\bar{0}; \emptyset B\bar{2}; \emptyset B\bar{0}; \emptyset\tau\bar{0}; qB\bar{2}\rangle$, (4) $|\emptyset\sigma_1\bar{0}; \emptyset\sigma_2\bar{0}; \emptyset\sigma_3\bar{0}; qB\bar{2}; \emptyset\tau\bar{0}; \emptyset B\bar{0}\rangle$
- (5) $|\emptyset\sigma_1\bar{0}; \emptyset\sigma_2\bar{0}; \emptyset\sigma_3\bar{0}; \emptyset B\bar{0}; q\tau\bar{2}; \emptyset B\bar{0}\rangle$, (6) $|\emptyset\sigma_1\bar{0}; \emptyset\sigma_2\bar{0}; \emptyset\sigma_3\bar{0}; \emptyset B\bar{0}; \emptyset\tau\bar{0}; qB\bar{2}\rangle$
- (7) $|q\tau\bar{1}; \emptyset\sigma_1\bar{0}; \emptyset\sigma_2\bar{0}; \emptyset B\bar{0}; \emptyset B\bar{0}; \emptyset B\bar{0}\rangle$, (8) $|\emptyset\sigma_1\bar{0}; q\tau\bar{1}; \emptyset\sigma_2\bar{0}; \emptyset B\bar{0}; \emptyset B\bar{0}; \emptyset B\bar{0}\rangle$
- (9) $|\emptyset\sigma_1\bar{0}; \emptyset\sigma_2\bar{0}; \emptyset\sigma_3\bar{0}; \emptyset B\bar{0}; \emptyset B\bar{0}; \emptyset B\bar{0}\rangle$.

Henceforth, given any $m \in [1, 2t+4]_{\mathbf{Z}}$, we say that an ml -bit quantum gate G is connected with cells i_1, \dots, i_m , where $i_1 < \dots < i_m$, if each $(jl - l + k)$ -th pin of G , for $j \in [1, m]_{\mathbf{Z}}$, $k \in$

$[1, l]_{\mathbf{Z}}$, is connected with the wire of bit number $(i_j + t)l + k$. Now let K_G be the quantum circuit based on $\mathcal{G} = \{G_1, G_2, G_3\}$ constructed as follows. First, $2t + 1$ G_1 's are connected in such a way that for $j \in [1, 2t + 1]_{\mathbf{Z}}$ the j -th G_1 is connected with cells $j - t - 1, L, N$, and R . The $(2t + 4)l$ -bit quantum circuit constructed from these G_1 's is called K_1 . Secondly, G_2 is connected with cells L, N , and R . The $(2t + 4)l$ -bit quantum circuit constructed from G_2 is called K_2 . Lastly, $2t - 1$ G_3 's are connected in such a way that for $j \in [1, 2t - 1]_{\mathbf{Z}}$ the j -th G_3 is connected with cells $j - t - 1, j - t, j - t + 1, L, N$, and R . The $(2t + 4)l$ -bit quantum circuit constructed from these G_3 's is called K_3 . Let $K_G = (K_3 \circ K_2 \circ K_1)^t$. The quantum circuit $K_3 \circ K_2 \circ K_1$ is illustrated in Figure 2. From the definition of G_1, G_2 , and G_3 , it can be verified that K_G carries out the operation corresponding to one step of M as follows.

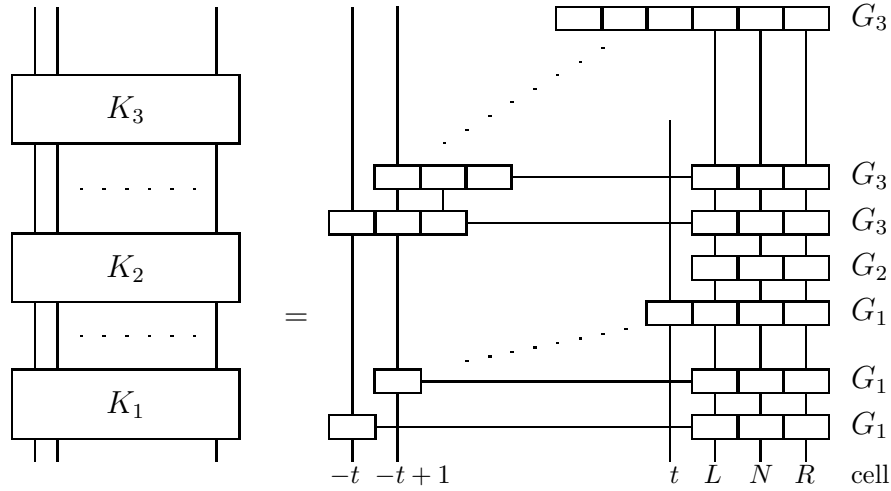


Figure 2 : The quantum circuit $K_3 \circ K_2 \circ K_1$ based on \mathcal{G}

If the state of M after t' steps with $t' < t$ is $|p, T, i\rangle$ with $T(i) = \sigma$, the input state of the $(t' + 1)$ -th $K_3 \circ K_2 \circ K_1$ is

$$|\emptyset T(-t)\bar{0}; \dots; \emptyset T(i-1)\bar{0}; pT(i)\bar{1}; \emptyset T(i+1)\bar{0}; \dots; \emptyset T(t)\bar{0}; \emptyset B\bar{0}; \emptyset B\bar{0}; \emptyset B\bar{0}\rangle.$$

From the definition of G_1 , it is deterministically transformed into

$$|\emptyset T(-t)\bar{0}; \dots; \emptyset T(i-1)\bar{0}; \emptyset B\bar{2}; \emptyset T(i+1)\bar{0}; \dots; \emptyset T(t)\bar{0}; \emptyset B\bar{0}; pT(i)\bar{1}; \emptyset B\bar{0}\rangle$$

by K_1 . From the definition of G_2 , this state is transformed into

$$\begin{aligned} & \sum_{q,\tau} \delta(p, \sigma, q, \tau, -1) |\emptyset T(-t)\bar{0}; \dots; \emptyset T(i-1)\bar{0}; \emptyset B\bar{2}; \emptyset T(i+1)\bar{0}; \dots; \emptyset T(t)\bar{0}; qB\bar{2}; \emptyset \tau\bar{0}; \emptyset B\bar{0}\rangle \\ & + \sum_{q,\tau} \delta(p, \sigma, q, \tau, 0) |\emptyset T(-t)\bar{0}; \dots; \emptyset T(i-1)\bar{0}; \emptyset B\bar{2}; \emptyset T(i+1)\bar{0}; \dots; \emptyset T(t)\bar{0}; \emptyset B\bar{0}; q\tau\bar{2}; \emptyset B\bar{0}\rangle \\ & + \sum_{q,\tau} \delta(p, \sigma, q, \tau, 1) |\emptyset T(-t)\bar{0}; \dots; \emptyset T(i-1)\bar{0}; \emptyset B\bar{2}; \emptyset T(i+1)\bar{0}; \dots; \emptyset T(t)\bar{0}; \emptyset B\bar{0}; \emptyset \tau\bar{0}; qB\bar{2}\rangle \end{aligned}$$

by K_2 . This means that K_2 carries out the following operation of M in cells L, N, R : if the processor configuration is p and the head reads the symbol σ , then the head writes the symbol τ , the processor configuration turns to q , and the head moves to d with amplitude

$\delta(p, \sigma, q, \tau, d)$. Finally, from the definition of G_3 , the state after passing K_2 in the $(t' + 1)$ -th $K_3 \circ K_2 \circ K_1$ is transformed into

$$\begin{aligned} & \sum_{q,\tau} \delta(p, \sigma, q, \tau, -1) |\emptyset T(-t)\bar{0}; \dots; qT(i-1)\bar{1}; \emptyset\tau\bar{0}; \emptyset T(i+1)\bar{0}; \dots; \emptyset T(t)\bar{0}; \emptyset B\bar{0}; \emptyset B\bar{0}; \emptyset B\bar{0}\rangle \\ & + \sum_{q,\tau} \delta(p, \sigma, q, \tau, 0) |\emptyset T(-t)\bar{0}; \dots; \emptyset T(i-1)\bar{0}; q\tau\bar{1}; \emptyset T(i+1)\bar{0}; \dots; \emptyset T(t)\bar{0}; \emptyset B\bar{0}; \emptyset B\bar{0}; \emptyset B\bar{0}\rangle \\ & + \sum_{q,\tau} \delta(p, \sigma, q, \tau, 1) |\emptyset T(-t)\bar{0}; \dots; \emptyset T(i-1)\bar{0}; \emptyset\tau\bar{0}; qT(i+1)\bar{1}; \dots; \emptyset T(t)\bar{0}; \emptyset B\bar{0}; \emptyset B\bar{0}; \emptyset B\bar{0}\rangle \end{aligned}$$

by K_3 . By conditions (a),(b), and (c) on G_3 , the bit string q representing the processor configuration of M after $t' + 1$ steps is transferred from cells L, N , and R to cells $i - 1, i$, and $i + 1$, respectively, and the bit string τ representing the symbol in the i -th cell of M after $t' + 1$ steps is transferred from cell N to cell i . Condition (d) on G_3 ensures that only one of G_3 's in K_3 operates on the input state of K_3 . By the above transformation, it can be verified that $K_3 \circ K_2 \circ K_1$ simulates the operation of M such that “if the processor configuration is p and the head reads the symbol σ of cell i after t' steps, then the head writes the symbol τ , the processor configuration turns to q , and the head moves to d with amplitude $\delta(p, \sigma, q, \tau, d)$ ” in cells i and $i + d$ of K_G .

From Theorem 4.1 the quantum gates G_1, G_2 , and G_3 are decomposable by constant numbers (which are independent of t) of gates in \mathcal{G}_u . Thus there are a $4l$ -bit quantum circuit $K_{u,1}$, a $3l$ -bit quantum circuit $K_{u,2}$, and a $6l$ -bit quantum circuit $K_{u,3}$ based on \mathcal{G}_u such that the quantum gates determined by them are G_1, G_2 , and G_3 , respectively. Now let K_a be a $(2t + 4)l$ -bit quantum circuit obtained by decomposing each G_1 in K_1 into constant number of gates in \mathcal{G}_u . Then the size of K_a is $O(2t + 1)$. Similarly, from K_2 and K_3 we can obtain $(2t + 4)l$ -bit quantum circuits K_b and K_c of sizes $O(1)$ and $O(2t - 1)$, respectively. Thus, $K = (K_c \circ K_b \circ K_a)^t$ is a quantum circuit of size $O(t^2)$ that t -simulates M . *QED*

Now, we give a proof of the existence of a universal QTM that simulates every QTM efficiently with any accuracy. This universal QTM is shown also to be a two-way SNQTM, so that from Lemma 3.2 the class of multi-tape QTMs is equivalent to the class of unidirectional QTMs with the binary alphabet from the viewpoint of polynomial complexity.

Let V be a 2^n -dimensional transformation and $A = \{j_1, \dots, j_n\}$ a set of integers with $j_1 < \dots < j_n$. Then we say that a multi-track QTM M carries out V (with accuracy ε) on the cell-set A of the i -th track, if M carries out the following algorithm.

1. For $m = 1, \dots, n$, the QTM M transfers the symbol written on each cell j_m of the i -th track to cell m of an empty extra track. Henceforth, let this extra track be the k -th track.
2. M carries out V (with accuracy ε) on the k -th track.
3. M transfers the symbol written on each cell m of the k -th track to cell j_m of the i -th track.

In the rest of this section, we shall use the same notations as in the proof of Theorem 4.3. Given an integer t and a positive number ε , the universal QTM constructed in the proof of Theorem 4.4 will simulate an arbitrary QTM $M = (Q, \Sigma, \delta)$ by carrying out the quantum circuit constructed in Theorem 4.3 that simulates M approximately. The QTM M is specified by $3|Q|^2|\Sigma|^2$ amplitudes of the form $\delta(q, \sigma, p, \tau, d)$. The components of the S-matrix of G_2 in the quantum circuit K_G that t -simulates M contains all transition amplitudes of M . Thus we may consider an appropriate code of G_2 as a code of M . However, transition

amplitudes of M can be any complex numbers and hence not all complex numbers can be accurately encoded by classical means. We define the approximate code of M depending on t and ε as follows. Let $k = 2^{3l}$ and $\varepsilon' \leq \frac{\varepsilon}{16t(10\sqrt{k})^k}$. Then the (t, ε) -code of M is the code of the matrix \tilde{G}_2 chosen uniquely by the appropriate ordering from the set of $k \times k$ matrices A such that each component is in $\tilde{\mathbf{C}}$ and $\|G_2 - A\| \leq \varepsilon'$. We call \tilde{G}_2 the (t, ε) -matrix of M .

Theorem 4.4. *There is a two-way SNQTM M_U such that for any $t, \varepsilon > 0$ and any QTM M , on t, ε , the (t, ε) -code of M , and the input x of M as input of M_U , the QTM M_U simulates M at t with accuracy ε and slowdown of a polynomial in t and $\frac{1}{\varepsilon}$.*

Proof. In what follows, we shall construct a multi-track QTM $M_U = (Q_U, \Sigma_U, \delta_U)$ that simulates M at t with accuracy ε for any given t, ε , and M . The input of M_U consists of the input x of M , the desired number of steps t , the number $\text{Acc}(\varepsilon)$ representing the desired accuracy ε , and the (t, ε) -code of M . Henceforth, we fix t, ε , and M . By the proof of Theorem 4.3, there is a quantum circuit $K_G = (K_3 \circ K_2 \circ K_1)^t$ based on $\mathcal{G} = \{G_1, G_2, G_3\}$ that t -simulates M . The QTM M_U has seven tracks and the alphabet of each track contains 0 and 1. The first track of M_U will be used to carry out K_G with accuracy ε . The second, third, and fourth track of M_U will be respectively used to record the codes of G_1, G_2 , and G_3 noted later. The fifth track of M_U will contain counters C_0, C_1 , and C_3 . The values of C_0, C_1 , and C_3 count the numbers of subcircuits of the form $K_3 \circ K_2 \circ K_1, G_1$, and G_3 in K_G which have been carried out so far, respectively. The sixth track of M_U is used to record the input of M_U . The seventh track is used as a working track.

The QTM M_U carries out K_G with accuracy ε after a preparation. The preparation is to write the codes of G_1, G_2 , and G_3 on the second, third, and fourth tracks of M_U , respectively, and to write the input of K_G corresponding to the initial configuration of M on the first track of M_U by the following algorithm.

Step 1. The codes \overline{G}_1 of G_1 and \overline{G}_3 of G_3 are defined to be the codes of their S-matrices. The code \overline{G}_2 of G_2 is defined to be the (t, ε) -code of M . Write $\overline{G}_1, \overline{G}_2$, and \overline{G}_3 on the second, third, and fourth track, respectively.

Step 2. Write the $(2t + 4)l$ -bit string $\emptyset T(-t)\bar{0} \cdots q_0 T(0)\bar{1} \cdots \emptyset T(t)\bar{0}\bar{0}B\bar{0}\bar{0}B\bar{0}\bar{0}B\bar{0}$ corresponding to the initial configuration $|q_0, T, 0\rangle$ of M on the first track. This is the input of K_G .

Since the above steps can be considered as a computation of a function mapping symbol strings to symbol strings such that the length of the output depends only on the length of the input, by the synchronization theorem there is an SNQTM that carries out the preparation given above in time polynomial in the length of the input of M_U , i.e., polynomial in t and $\log \frac{1}{\varepsilon}$.

The algorithm for carrying out K_G with accuracy ε is as follows. At first, the values of counters C_0, C_1 , and C_3 are zero. Let \tilde{G}_2 be the (t, ε) -matrix of M .

Step 1. Carry out steps 2–5 until the value of counter C_0 comes to t .

Step 2. Carry out steps 2.1 and 2.2 until the value of counter C_1 comes to a multiple of $2t + 1$.

Step 2.1. When the value of C_1 is $i \pmod{2t+1}$, carry out the 2^{4l} -dimensional transformation G_1 on the cell-set $A_1 = \{il+j, (2t+1)l+j, (2t+2)l+j, (2t+3)l+j \mid j \in [0, l-1]_{\mathbf{Z}}\}$.

Step 2.2. Increase the value of counter C_1 by one.

Step 3. Carry out the 2^{3l} -dimensional transformation \tilde{G}_2 with accuracy $\frac{\varepsilon}{8t}$ on the cell-set $A_2 = \{(2t+1)l+j, (2t+2)l+j, (2t+3)l+j \mid j \in [0, l-1]_{\mathbf{Z}}\}$. This means that G_2 is carried out with accuracy $\frac{\varepsilon}{4t}$, because $\|G_2 - \tilde{G}_2\| \leq \varepsilon'$.

Step 4. Carry out steps 4.1 and 4.2 until the value of counter C_3 comes to a multiple of $2t-1$.

Step 4.1. When the value of C_3 is $i \pmod{2t-1}$, carry out the 2^{6l} -dimensional transformation G_3 on the cell-set $A_3 = \{il+j, (i+1)l+j, (i+2)l+j, (2t+1)l+j, (2t+2)l+j, (2t+3)l+j \mid j \in [0, l-1]_{\mathbf{Z}}\}$.

Step 4.2. Increase the value of counter C_3 by one.

Step 5. Increase the value of counter C_0 by one.

Since G_1 and G_3 are reversible logic gates, we can construct SNQTM s M_1 and M_3 that carries them out in time polynomial in k (which is independent of t and $1/\varepsilon$) by the synchronization theorem. We can construct an SNQTM M_2 that carries out \tilde{G}_2 with accuracy $\frac{\varepsilon}{8t}$ in time polynomial in $\frac{8t}{\varepsilon}$ and $|\tilde{G}_2| = O(k^2 \log \frac{1}{\varepsilon'})$ by the unitary theorem. Moreover, we can construct SNQTM s to run counters C_0, C_1 , and C_3 by the looping lemma. The QTM M_U can be constructed by applying additions and permutations of tracks and the dovetailing lemma to the above SNQTM s and the SNQTM that carries out the preparation.

It is clearly verified that the operation of steps 2–5 corresponds to carrying out $K_3 \circ K_2 \circ K_1$ with accuracy $\frac{\varepsilon}{4t}$ by the proof of Theorem 4.3. Thus if the value of counter C_0 comes to t , then M_U carries out the quantum gate determined by K_G with accuracy ε . (It is known that if $\| |\phi\rangle - |\psi\rangle \| \leq \varepsilon$ for two state vectors $|\phi\rangle, |\psi\rangle$, the total variation distance between the probability distributions determined by them is less than or equal to 4ε [6].) Now let $q_{0,u}$ and $q_{f,u}$ be the initial and final processor configurations of M_U , and the encoding $e : \mathcal{C}(Q, \Sigma) \rightarrow \mathcal{C}(Q_U, \Sigma_U)$ and the decoding $d : \mathcal{C}(Q_U, \Sigma_U) \rightarrow \mathcal{C}(Q, \Sigma)$ are given as functions satisfying $e(q_0, \text{tape}[x], 0) = (q_{0,u}, \text{tape}[B, B, B, B, B, \langle t, \varepsilon, M, x \rangle], 0)$, where $\langle t, \varepsilon, M, x \rangle$ is the string representing the input of M_U , and if $T^1 = \text{tape}[\emptyset T(-t) \bar{0} \cdots q T(\xi) \bar{1} \cdots \emptyset T(t) \bar{0} \emptyset B \bar{0} \emptyset B \bar{0} \emptyset B \bar{0}]$, $T^2 = \text{tape}[\bar{G}_1]$, $T^3 = \text{tape}[\bar{G}_2]$, $T^4 = \text{tape}[\bar{G}_3]$, and $T^6 = \text{tape}[\langle t, \varepsilon, M, x \rangle]$, then for any $(T^1, \dots, T^7) \in \Sigma_U^\#$, $d(q_{f,u}, (T^1, \dots, T^7), 0) = (q, T', \xi)$, where

$$T'(i) = \begin{cases} T(i) & \text{if } i \in [-t, t]_{\mathbf{Z}}, \\ x_i & \text{if } t < |x| - 1 \text{ and } i \in [t+1, |x|-1]_{\mathbf{Z}}, \\ B & \text{otherwise.} \end{cases}$$

Then it is easy to see that M_U simulates M at t with accuracy ε and the computation time is a polynomial in t and $\frac{1}{\varepsilon}$. *QED*

Remark. Any pair of QTM s dovetailed in the proof of Theorem 4.4 can be constructed so that it can satisfy the dovetailing conditions (cf. Lemma 3.3). Thus, stationarity is preserved by dovetailing them. Indeed, the fact that all QTM s constructed in the proof of Theorem 4.4 satisfy conditions (i) and (ii) of the dovetailing conditions can be verified from the statements of the synchronization theorem, the looping lemma, and the unitary theorem.

One of the authors [16] argued that the physics of computing has the following four levels of reality of the physical entities: (1) *experimental reality* represented by finitely realizable objects; (2) *efficiently computable reality* represented by a polynomial time computable sequence of finitely realizable objects; (3) *computable reality* represented by a computable sequence of finitely realizable objects; (4) *mathematical reality* represented by a Cauchy sequence of finitely realizable objects. In [16] a QTM is classified as computable reality because in order to maintain the Church-Turing thesis, we need to require that the range of the quantum transition function is in the computable complex numbers. From the complexity theoretical point of view, we need also to require that the range of the quantum transition function is in the polynomial computable complex numbers. In fact, Bernstein and Vazirani [6] restricted the definition of their QTMs to include only machines with amplitudes in \mathbf{PC} . The universal QTM constructed in Theorem 4.4 is also efficiently computable reality. On the other hand, in quantum complexity theory, a QTM with amplitudes in \mathbf{C} has been researched as a mathematical object [1]. Moreover, a QTM can be regarded as a physical model representing a quantum system such that the state space and time are discretized. Thus, in this paper we defined a QTM as mathematical reality by allowing all complex numbers as values of the quantum transition function. Theorem 4.4 shows that there exists a universal QTM that simulates even such QTMs in the following sense. Given time t , precision ε , and the code of a QTM M —mathematical reality—depending on t and ε as input, this universal QTM—efficiently computable reality—simulates M at t with accuracy ε . This implies that any discretized physical process can be simulated by a universal QTM.

5. Equivalence of computational complexity between uniform QCFs and QTMs

From the consequence of Theorem 4.4, we shall confine our attention to two-way QTMs in this section.

A *quantum circuit family (QCF)* is an infinite sequence $\mathcal{K} = \{\mathbf{K}_n\}_{n \geq 1}$ such that \mathbf{K}_n is an n -input ($f(n)$ -output $g(n)$ -bit) quantum circuit. A QCF \mathcal{K} is said to be *based on* a set \mathcal{G} of quantum gates if every \mathbf{K}_n in \mathcal{K} is based on \mathcal{G} . A QCF \mathcal{K} is said to be of *size s* based on \mathcal{G} if the size of \mathbf{K}_n for \mathcal{G} is $s(n)$ for a function s . If s is a polynomial, it is called a *polynomial size QCF based on \mathcal{G}* . Moreover, if $\mathcal{G} = \mathcal{G}_u$, then \mathcal{K} is merely called a *polynomial size QCF*. For any quantum circuit K , the quantum gate $G(K)$ determined by K is decomposable by \mathcal{G}_u from Theorem 4.1. Thus, in what follows, we consider only quantum circuits based on \mathcal{G}_u (or a subset of \mathcal{G}_u). We write $R_1 = R_{1,\mathcal{R}}$, $R_2 = R_{2,\mathcal{R}}$, $R_3 = R_{3,\mathcal{R}}$, and $R_4 = M_2(N)$ in this section.

Let $K = (R_{i_m}, \pi_m), \dots, (R_{i_1}, \pi_1)$ be a quantum circuit based on $\mathcal{G}_{\mathcal{R}}$, where $i_1, \dots, i_m \in [1, 4]_{\mathbf{Z}}$. Then the *code* of K , denoted by $c(K)$, is defined to be the list of finite sequences of natural numbers, $\langle \langle i_1, \pi_1(1), \pi_1(2), \dots, \pi_1(n_{i_1}) \rangle, \dots, \langle i_m, \pi_m(1), \pi_m(2), \dots, \pi_m(n_{i_m}) \rangle \rangle$, where $n_{i_j} = 1$ if $i_j = 1, 2, 3$ and $n_{i_j} = 2$ if $i_j = 4$. Let \mathbf{K} be a k -input m -output n -bit quantum circuit $\mathbf{K} = (K, \Lambda_1, \Lambda_2, S)$ based on $\mathcal{G}_{\mathcal{R}}$, where $[1, n]_{\mathbf{Z}} \setminus \Lambda_1 = \{i_1, \dots, i_{n-k}\}$ and $\Lambda_2 = \{j_1, \dots, j_m\}$. Then the code of \mathbf{K} , denoted by $c(\mathbf{K})$, is defined to be the list of finite sequences of natural

numbers,

$$c(\mathbf{K}) = \langle \langle i_1, S(i_1) \rangle, \dots, \langle i_{n-k}, S(i_{n-k}) \rangle \rangle, c(K), \langle j_1, \dots, j_m \rangle \rangle.$$

For convenience, given a QCF $\mathcal{K} = \{\mathbf{K}_n\}_{n \geq 1}$ of size s based on $\mathcal{G}_{\mathcal{R}}$, the QCF \mathcal{K} is said to be $\mathcal{G}_{\mathcal{R}}$ -uniform if the function $1^n \mapsto c(\mathbf{K}_n)$ is computable by a DTM in time $p(s(n))$ for some polynomial p .

Now we introduce an approximate code based on $\mathcal{G}_{\mathcal{R}}$ in order to encode QCFs based on the infinite set \mathcal{G}_u . For a quantum circuit $K = (G_l, \pi_l), \dots, (G_i, \pi_i), \dots, (G_1, \pi_1)$ and a 1-bit quantum gate G'_i , the quantum circuit determined by replacing G_i by m copies of G'_i is $(G_l, \pi_l), \dots, \underbrace{(G'_i, \pi_i), \dots, (G'_i, \pi_i)}_m, \dots, (G_1, \pi_1)$. The ε -approximation of an n -bit quantum circuit $K = (G_s, \pi_s), \dots, (G_1, \pi_1)$, denoted by K_ε , is defined to be the quantum circuit based on $\mathcal{G}_{\mathcal{R}}$ determined by replacing each $R_{j,\theta}$, for $j = 1, 2, 3$, by $m_{j,\theta}$ copies of R_j , where $m_{j,\theta}$ is the least number satisfying $\|R_{j,\theta} - R_j^{m_{j,\theta}}\| \leq \frac{\varepsilon}{s}$ for each $R_{j,\theta}$. The code ε of K with accuracy is defined to be the code $c(K_\varepsilon)$ of K_ε .

Let $\mathcal{K} = \{\mathbf{K}_n\}_{n \geq 1}$ be a QCF of size s based on \mathcal{G}_u . Then, the code ε of $\mathbf{K}_n = (K_n, \Lambda_1, \Lambda_2, S)$ with accuracy is defined to be the code $c(\mathbf{K}_{n,\varepsilon})$ of the n -input quantum circuit $\mathbf{K}_{n,\varepsilon} = (K_{n,\varepsilon}, \Lambda_1, \Lambda_2, S)$ called the ε -approximation of \mathbf{K} , where $K_{n,\varepsilon}$ is the ε -approximation of K_n . The QCF $\{\mathbf{K}_{n,\varepsilon}\}_{n \geq 1}$ is called the ε -approximation of \mathcal{K} and it is denoted by \mathcal{K}_ε . The QCF \mathcal{K} is said to be uniform if the function $(1^n, \varepsilon) \mapsto c(\mathbf{K}_{n,\varepsilon})$ is computable by a DTM in time $p(s(n) \log \frac{1}{\varepsilon})$ for some polynomial p . In this case, $\|G(K_n) - G(K_{n,\varepsilon})\| \leq \varepsilon$ for any accuracy ε and any $n \in \mathbf{N}$, and \mathcal{K}_ε is a $\mathcal{G}_{\mathcal{R}}$ -uniform QCF.

As is well-known, the discrete Fourier transform $|a\rangle \mapsto \frac{1}{\sqrt{2^n}} \sum_{c=0}^{2^n-1} \exp\left(\frac{2\pi i ac}{2^n}\right) |c\rangle$, where $a = 0, \dots, 2^n - 1$, plays an important role in Shor's algorithm [11, 19]. The polynomial size QCF $\mathcal{K} = \{K_n\}_{n \geq 1}$ that performs the discrete Fourier transform is such that on input n the quantum circuit K_n can be efficiently constructed by the algorithm which will be described below. For example, K_4 is the quantum circuit illustrated in Figures 3 and 4.

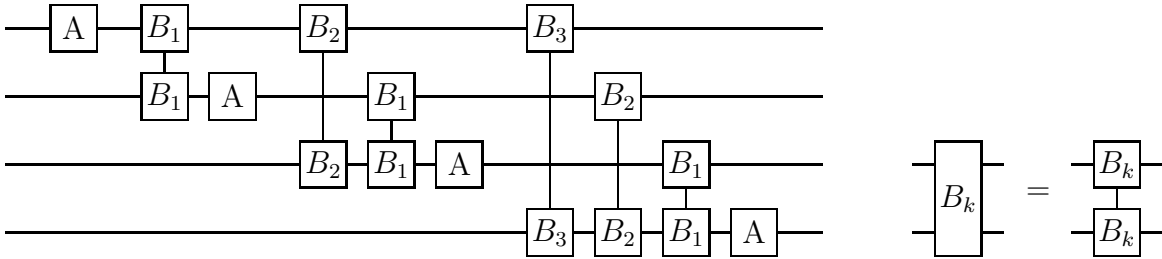


Figure 3: The quantum circuit K_4 . In this figure, $A = R_{1,\pi/4} \cdot R_{3,\pi}$, and B_k is the 2-bit quantum gate determined by the quantum circuit $K_{B,k}$ (Figure 4) based on \mathcal{G}_u . The S-matrix of B_k is $\text{diag}(1, 1, 1, \exp(i\pi \frac{x \cdot y}{2^k}))$, where $\text{diag}(a_1, \dots, a_n)$ is an n -dimensional diagonal matrix whose diagonal components are a_1, \dots, a_n in this order.

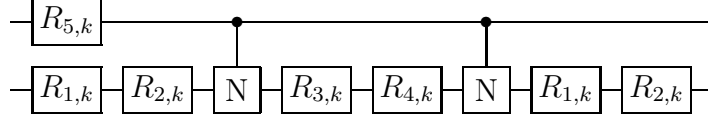


Figure 4: The quantum circuit $K_{B,k}$. In this figure, $R_{1,k} = R_{2,-\pi/2^{k+2}}$, $R_{2,k} = R_{3,\pi/2^{k+2}}$, $R_{3,k} = R_{2,-\pi/2^{k+1}}$, $R_{4,k} = R_{3,\pi/2^{k+1}}$, and $R_{5,k} = R_{3,\pi/2^k}$.

The algorithm which on input $1^n, \varepsilon > 0$ computes the code with accuracy ε of K_n is as follows.

Step 1. Calculate the least m_1 such that $\|R_{1,\pi/4} - R_1^{m_1}\| \leq \frac{\varepsilon}{s(n)}$ and the least m_2 such that $\|R_{3,\pi} - R_3^{m_2}\| \leq \frac{\varepsilon}{s(n)}$ by Lemma 4.2, where $s(n) (= 2n + 9 \times \frac{1}{2}n(n-1))$ is the size of K_n .

Step 2. For $k = 1$ to n , calculate the least $m(k, i)$ such that $\|R_{i,k} - R_{a(i)}^{m(k,i)}\| \leq \frac{\varepsilon}{s(n)}$ for every $i = 1, \dots, 5$, where $a(i) = 2$ if $i = 1, 3$ and $a(i) = 3$ if $i = 2, 4, 5$.

Step 3. Compute the code of K_n .

Step 4. Compute the code of $K_{n,\varepsilon}$ determined by replacing 1-bit quantum gates $R_{1,\pi/4}$, $R_{3,\pi}$ in A and $R_{i,k}$ in B_k by m_1 copies of R_1 , m_2 copies of R_3 , and $m(k, i)$ copies of $R_{a(i)}$, respectively.

It is easy to see that the computation time of this algorithm is at most a polynomial in n and $\log \frac{1}{\varepsilon}$. Thus, we have shown that the polynomial size QCF \mathcal{K} carrying out the discrete Fourier transform is uniform.

A formal definition of a simulation of a QCF by a QTM is given as follows. Let M be a multi-track QTM such that the alphabet of each track contains 0 and 1. We say that M carries out an n -input k -bit quantum circuit $\mathbf{K} = (K, \Lambda_1, \Lambda_2, S)$ if for every n -bit string x , the output state of M for input state $|q_0, \text{tape}[x], 0\rangle$ is

$$\sum_{y \in \{0,1\}^k} |q_f, \text{tape}[x, y], 0\rangle \langle y | G(K) | u(x, \mathbf{K}) \rangle.$$

For any function $f : \mathbf{N} \rightarrow \mathbf{N}$, we say that M simulates a QCF $\mathcal{K} = \{\mathbf{K}_n\}_{n \geq 1}$ in time $f(n)$, if on every n -bit input string, M carries out \mathbf{K}_n in time at most $f(n)$. Then the following lemma holds.

Lemma 5.1. *For any $\mathcal{G}_{\mathcal{R}}$ -uniform QCF \mathcal{K} , there exist a polynomial p and an SNQTM M such that M simulates \mathcal{K} in time $p(s(n))$, where s is the size of \mathcal{K} .*

Proof. Let $\mathcal{K} = \{\mathbf{K}_n\}_{n \geq 1}$ be a $\mathcal{G}_{\mathcal{R}}$ -uniform QCF of size s , and let $\mathbf{K}_n = (K_n, \Lambda_{1,n}, \Lambda_{2,n}, S_n)$. First, we show that there exists a multi-track QTM M that carries out the following steps for input state $|q_0, \text{tape}[x], 0\rangle$. Throughout this proof, we assume that the length of x is n .

Step 1. Write 1^n on the third track, $c(\mathbf{K}_n)$ on the fourth track, and $u = u(x, \mathbf{K}_n)$ on the second track.

Step 2. Iterate the following steps 3 and 4 for $l = 1$ to $s(n)$, where step 4 refers to step 4.1 or 4.2.

Step 3. On the fourth track, scan the l -th component $\langle h, i \rangle$ or $\langle h, i, j \rangle$ of $c(K_n)$, where $h \in [1, 4]_{\mathbf{Z}}$ and $i, j \in [1, |\Lambda_{1,n}| + |\text{domain}(S_n)|]_{\mathbf{Z}}$. That is, h is the index in $\mathcal{G}_{\mathcal{R}}$ of the l -th quantum gate constructing K_n and i (and j) is the bit number of the wire connecting K_n .

Step 4.1. In the case of $h = 4$, if $i < j$, then carry out the unitary transformation $|x, y\rangle \mapsto |x, x + y \bmod 2\rangle$ on the cell-set $\{i, j\}$ of the second track. If $i > j$, then carry out the unitary transformation $|x, y\rangle \mapsto |x + y \bmod 2, y\rangle$ on the cell-set $\{i, j\}$ of the second track.

Step 4.2. In the case of $h \neq 4$, carry out the transformation R_h on the cell-set $\{i\}$ of the second track.

Step 5. Empty the fourth and third tracks.

Since \mathcal{K} is a $\mathcal{G}_{\mathcal{R}}$ -uniform QCF of size s , there is a DTM that computes the function $1^n \mapsto c(\mathbf{K}_n)$ in time polynomial of $s(n)$. Thus, we construct an SNQTM that carries out step 1 in time polynomial of $s(n)$ by using the synchronization theorem, additions and permutations of tracks, and the dovetailing lemma. Moreover, using the synchronization theorem we can construct SNQTMs for steps 3 and 5 that run in time polynomial of $s(n)$. For each unitary transformation in step 4, we can construct a SNQTM that carries it out using Theorem 2.1 and the completion lemma. For example, an SNQTM that carries out the unitary transformation R_1 is such that the quantum transition function δ satisfies

$$\begin{aligned} \delta(q_0, 0, q_1, 0, -1) &= \delta(q_0, 1, q_1, 1, -1) = \cos \mathcal{R}, \\ -\delta(q_0, 0, q_1, 1, -1) &= \delta(q_0, 1, q_1, 0, -1) = \sin \mathcal{R}, \quad \delta(q_1, B, q_f, B, 1) = 1, \\ \delta(q_f, a, q_0, a, 1) &= 1 \quad (a \in \{B, 0, 1\}). \end{aligned}$$

Similarly, we can also construct SNQTMs that carries out the other unitary transformations. Now we can construct an SNQTM that accomplishes step 4 by applying additions and permutations of tracks, the branching lemma, and the synchronization theorem to SNQTMs that carries out their unitary transformations. An SNQTM which carries out step 4.1 or 4.2 according to h in step 3 can be constructed by the branching lemma, additions and permutations of tracks, and the dovetailing lemma. We can construct an SNQTM that carries out step 2 by the looping lemma. Finally, we can construct the desired QTM M by applying additions and permutations of tracks, and the dovetailing lemma to SNQTMs that carries out steps 1, 2, and 5. Each dovetailed SNQTM can be constructed so that the dovetailing conditions can be satisfied.

It is easy to see that M carries out K_n and the computation time of M is a polynomial of $s(n)$. From the above, M simulates \mathcal{K} in time polynomial of $s(n)$. *QED*

On the basis of Theorem 4.3 and Lemma 5.1, we investigate the detailed relationship among complexity classes between QTMs and QCFs. We shall now define classes of languages efficiently recognized by QTMs or QCFs.

We say that a QTM M *accepts (rejects)* $x \in \{0, 1\}^*$ with probability p if the output state $|\psi\rangle$ of M for input state $|q_0, \text{tape}[x], 0\rangle$ satisfies

$$||E_{M,T^1}(\text{tape}[x])E_{M,T^2}(\text{tape}[1])|\psi\rangle||^2 = p, \quad (||E_{M,T^1}(\text{tape}[x])E_{M,T^2}(\text{tape}[0])|\psi\rangle||^2 = p).$$

We say that M recognizes a language L with probability at least p if M accepts x with probability at least p for any $x \in L$ and rejects x with probability at least p for any $x \notin L$. Moreover, we say that M recognizes L with probability uniformly larger than p , if there is a constant $0 < \eta \leq 1 - p$ such that M recognizes L with probability at least $p + \eta$. Let A be a subset of \mathbf{C} . A language L is in \mathbf{BQP}_A (\mathbf{EQP}_A) if there is a polynomial time QTM $M = (Q, \Sigma, \delta)$ that recognizes L with probability uniformly larger than $\frac{1}{2}$ (with probability 1) and $\text{range}(\delta) \subseteq A$. A language L is in \mathbf{ZQP}_A if there is a polynomial time QTM $M = (Q, \Sigma, \delta)$ satisfying the following conditions.

(1) M recognizes L with probability uniformly larger than $\frac{1}{2}$.

(2) $\text{range}(\delta) \subseteq A$.

(3) If M accepts (rejects) input x with a positive probability, M rejects (accepts) x with probability 0.

In what follows, when $A = \mathbf{PC}$, we denote \mathbf{BQP}_A , \mathbf{EQP}_A , and \mathbf{ZQP}_A by \mathbf{BQP} , \mathbf{EQP} , and \mathbf{ZQP} , respectively.

Let M be an SNQTM that recognizes a language L with probability uniformly larger than $\frac{1}{2}$ in time $t(n)$, where n is the length of the input of M . Then we can recognize L with probability uniformly larger than $1 - \varepsilon$ by iterating the computation of M on the input $k = O(\log \frac{1}{\varepsilon})$ times (ε is a positive number independent of the input) and calculating the majority of the k answers. Moreover, Bennett et al. [7] showed that an SNQTM that recognizes L with probability uniformly larger than $1 - \varepsilon$ in time $ct(n)$ (here, c is a polynomial in $\log \frac{1}{\varepsilon}$ and independent of n) can be constructed. This fact means that the classes \mathbf{BQP} and \mathbf{ZQP} we have now defined are identical with \mathbf{BQP} and \mathbf{ZQP} defined in [2, 6].

A definition of recognition of languages by quantum circuits is given as follows. Let K be an n -input 2-output quantum circuit, and x be an n -bit string. When $\rho^K(01|x) = p$ ($\rho^K(00|x) = p$), we say that K accepts (rejects) x with probability p . For any language $L_n \subseteq \{0, 1\}^n$, we say that K recognizes L_n with probability at least p if K accepts x with probability at least p for any $x \in L_n$ and K rejects x with probability at least p for any $x \notin L_n$.

We need to consider circuit families in order to recognize languages including strings with different lengths. In what follows, we denote $L \cap \{0, 1\}^n$ by L_n for any language L . We say that a QCF $\mathcal{K} = \{K_n\}_{n \geq 1}$ recognizes a language L with probability at least p if K_n recognizes L_n with probability at least p for any $n \in \mathbf{N}$. We say that \mathcal{K} recognizes a language L with probability uniformly larger than p if there is a constant $0 < \eta \leq 1 - p$ such that K_n recognizes L_n with probability at least $p + \eta$ for any n . We say that a language L has (exact) uniform polynomial size quantum circuits, in symbols $L \in \mathbf{UPQC}$ ($L \in \mathbf{EUPQC}$), if there is a uniform polynomial size QCF $\mathcal{K} = \{K_n\}_{n \geq 1}$ that recognizes L with probability uniformly larger than $\frac{1}{2}$ (with probability 1). Moreover, we say that a language L has zero-error uniform polynomial size quantum circuits, in symbols $L \in \mathbf{ZUPQC}$, if there is a uniform polynomial size QCF $\mathcal{K} = \{K_n\}_{n \geq 1}$ recognizing with probability uniformly larger than $\frac{1}{2}$ and satisfying $\rho^{K_{|x|}}(00|x)\rho^{K_{|x|}}(01|x) = 0$ for any $x \in \{0, 1\}^*$. From these definitions we have obviously $\mathbf{EUPQC} \subseteq \mathbf{ZUPQC} \subseteq \mathbf{UPQC}$.

As is well-known, the class \mathbf{P} of languages recognized by polynomial time bounded DTMs

is identical with the class of languages that have uniform polynomial size logic circuits¹ [17]. The following identical relation holds between complexity classes of QTMs and QCFs.

Theorem 5.2. $\mathbf{BQP} = \mathbf{UPQC}$.

Proof. If $L \in \mathbf{BQP}$ for some language L , there is a QTM $M = (Q, \Sigma, \delta)$ that recognizes L with probability uniformly larger than $\frac{1}{2}$ in time $p(n)$, where p denotes a polynomial. This QTM M can be simulated by a QTM $M' = (Q', \{B, 1\}, \delta')$ by Lemma 3.2, and M' can be $p(n)$ -simulated by a quantum circuit K_n of size $O(p^2(n))$ constructed as the proof of Theorem 4.3. The code $c(K_n)$ can be computed in time polynomial in n by the construction of Theorem 4.3, and $\text{range}(\delta) \subseteq \mathbf{PC}$ by the definition of \mathbf{BQP} . Therefore, there is a DTM which on input $(1^n, \varepsilon)$ produces the code $c(K_{n,\varepsilon})$ with accuracy ε in time polynomial in n and $\log \frac{1}{\varepsilon}$ by Lemma 4.2. Thus, $\mathcal{K} = \{K_n\}_{n \geq 1}$ is uniform. From the above, L has uniform polynomial size quantum circuits.

If a language L is in \mathbf{UPQC} , for all $n \in \mathbf{N}$ there is a quantum circuit K_n of size $p(n)$ (here, p denotes a polynomial) based on \mathcal{G}_u which recognizes L_n with probability $\frac{1}{2} + \eta$, where $0 < \eta \leq \frac{1}{2}$ is a constant independent of n . Moreover, there is a DTM M_0 that computes the function $(1^n, \varepsilon) \mapsto c(K_{n,\varepsilon})$ in time polynomial in n and $\log \frac{1}{\varepsilon}$. Assume that the length of a bit string x is n . From the definition of $K_{n,\varepsilon}$, if $x \in L$, then $K_{n,\varepsilon}$ accepts L with probability at least $\frac{1}{2} + (\eta - \varepsilon)$, and if $x \notin L$, then $K_{n,\varepsilon}$ rejects L with probability at least $\frac{1}{2} + (\eta - \varepsilon)$. Thus, for some $\zeta \leq \frac{\eta}{2}$, the QCF $\mathcal{K}_\zeta = \{K_{n,\zeta}\}_{n \geq 1}$ based on \mathcal{G}_R recognizes L with probability at least $\frac{1}{2} + \frac{\eta}{2}$. Using the DTM M_0 we can construct a DTM that computes the function $1^n \mapsto c(K_{n,\zeta})$ in time polynomial in n . For each 1-bit quantum gate $R_{j,\theta}$ ($j = 1, 2, 3$, $\theta \in [0, 2\pi]$) constructing K_n , the least m such that $\|R_{j,\theta} - R_j^m\| \leq \frac{\varepsilon}{p(n)}$ is at most $O(p^4(n)/\varepsilon^4)$ from Lemma 4.2, i.e., the \mathcal{G}_R -size of $K_{n,\zeta}$ is $s(n) = O(p^4(n)/(\frac{\eta}{2})^4) \times p(n) = O(p^5(n))$. Therefore, \mathcal{K}_ζ is a \mathcal{G}_R -uniform QCF of size $s(n)$. Applying Lemma 5.1 to \mathcal{K}_ζ , given as input an n -bit string there is a QTM $M = (Q, \Sigma, \delta)$ that carries out $K_{n,\zeta}$ in time polynomial of $s(n)$, i.e., polynomial in n . From the proof of Lemma 5.1, it is easy to see that $\text{range}(\delta) \subseteq \mathbf{PC}$. Therefore we conclude $L \in \mathbf{BQP}$. *QED*

The quantum analogues of \mathbf{P} and \mathbf{ZPP} are respectively \mathbf{EQP} and \mathbf{ZQP} . The following theorem can be verified by a proof similar to the proof of $\mathbf{BQP} \subseteq \mathbf{UPQC}$ in Theorem 5.2, the following theorem holds.

Theorem 5.3. (1) $\mathbf{EQP} \subseteq \mathbf{EUPQC}$.
(2) $\mathbf{ZQP} \subseteq \mathbf{ZUPQC}$.

It is open whether a similar relation to Theorem 5.2 holds in the case of Theorem 5.3. In the proof of $\mathbf{UPQC} \subseteq \mathbf{BQP}$ in Theorem 5.2, we are allowed to replace quantum gates with some additional errors, while an analogous argument does not work in the case of Theorem 5.3,

¹In this paper, uniform logic circuit families mean polynomial time uniform ones. In computational complexity theory, more restricted families have been investigated and some of them are also equivalent to polynomial time bounded DTMs.

It has been considered that Shor's algorithm is a Las Vegas quantum algorithm. We can show this fact from the claim that languages corresponding to the factoring problem and the discrete logarithm problem are recognized by Las Vegas quantum algorithms. Now we discuss the factoring problem. The factoring problem is polynomial time Turing reducible to the language $\text{FACTOR} = \{\langle N, k \rangle \mid N \text{ has a factor larger than } k. \}$ and the class of problems solved by polynomial time Las Vegas algorithms is closed under polynomial time Turing reductions. Thus, it is sufficient to show that FACTOR can be recognized by a Las Vegas quantum algorithm in order to verify that the factoring problem is a Las Vegas quantum algorithm. From Theorem 5.3, it is sufficient to show that $\text{FACTOR} \in \mathbf{ZQP}$.

Theorem 5.4. $\text{FACTOR} \in \mathbf{ZQP}$.

Proof. Without loss of generality, suppose that $N = pq$, where p and q are different odd prime numbers. We divide Shor's algorithm into three processes: (1) a process that outputs a factor's candidate of N ; (2) a process that iterates process (1) in order to obtain j factor's candidates $j = O(\log N)$ times; (3) a process that outputs a true factor if the factor exists in the j candidates, and otherwise 0.

We have shown that the discrete Fourier transform can be done by a uniform polynomial size QCF in this section. Using a similar way, process (1) can be carried out by a uniform polynomial size QCF \mathcal{K} . Since the ε -approximation \mathcal{K}_ε of \mathcal{K} (here, $\varepsilon > 0$ is a small constant independent of N) is \mathcal{G}_R -uniform, we can construct an SNQTM M_1 that carries out \mathcal{K}_ε by Lemma 5.1. Let M_2 be an SNQTM constructed by inserting M_1 into a looping machine j times. We can construct an SNQTM M_3 that carries out process (3) by the synchronization theorem, and construct an SNQTM M that outputs a factor p or q of N with probability $\eta > \frac{1}{2}$ (here, η is a constant independent of N) by applying additions and permutations of tracks and the dovetailing lemma to M_2 and M_3 . Furthermore, we can construct an SNQTM M' that carries out the following step: on input $\langle N, p \rangle$ (or $\langle N, q \rangle$) it computes q (or p) and outputs 1 if $p > k$ or $q > k$, and otherwise 0; on input $\langle N, 0 \rangle$ it outputs a special mark '?'. It is easy to see that $\text{FACTOR} \in \mathbf{ZQP}$ is ensured by an SNQTM constructed by applying additions and permutations of tracks and the dovetailing lemma to M and M' . *QED*

Next we introduce the notion of uniformity of QCFs based on finite subsets of \mathcal{G}_u and consider classes of languages recognized by such QCFs.

Assume that a finite set \mathcal{G} of quantum gates is indexed as $\mathcal{G} = \{G_1, \dots, G_l\}$, where G_i is an n_i -bit quantum gate for $i = 1, \dots, l$. Let $K = (G_{i_m}, \pi_m), \dots, (G_{i_1}, \pi_1)$ be a quantum circuit based on \mathcal{G} . Then the *code* $c(K)$ is defined to be the list of finite sequences of natural numbers, $\langle \langle i_1, \pi_1(1), \pi_1(2), \dots, \pi_1(n_{i_1}) \rangle, \dots, \langle i_m, \pi_m(1), \pi_m(2), \dots, \pi_m(n_{i_m}) \rangle \rangle$. Moreover, let \mathbf{K} be a k -input m -output n -bit quantum circuit $\mathbf{K} = (K, \Lambda_1, \Lambda_2, S)$ based on \mathcal{G} , where $[1, n]_{\mathbf{Z}} \setminus \Lambda_1 = \{i_1, \dots, i_{n-k}\}$ and $\Lambda_2 = \{j_1, \dots, j_m\}$. Then the code of \mathbf{K} , denoted by $c(\mathbf{K})$, is defined by the list of finite sequences of natural numbers,

$$c(\mathbf{K}) = \langle \langle \langle i_1, S(i_1) \rangle, \dots, \langle i_{n-k}, S(i_{n-k}) \rangle \rangle, c(K), \langle j_1, \dots, j_m \rangle \rangle.$$

A QCF $\mathcal{K} = \{\mathbf{K}_n\}_{n \geq 1}$ of size s based on \mathcal{G} is said to be \mathcal{G} -uniform if the function $1^n \mapsto c(\mathbf{K}_n)$ is computable by a DTM in time $p(s(n))$ for some polynomial p . Furthermore, a QCF \mathcal{K} is

said to be *input-length uniform* if there is a finite set $\mathcal{G} \subseteq \mathcal{G}_u$ such that \mathcal{K} is \mathcal{G} -uniform. Now the following lemma holds similar to Lemma 5.1.

Lemma 5.5. *For any input-length uniform QCF \mathcal{K} , there exists a polynomial p and a QTM M such that M simulates \mathcal{K} in time $p(s(n))$, where s is the size of \mathcal{K} .*

We say that a language L has (*exact*) *input-length uniform polynomial size quantum circuits*, if there is an input-length uniform polynomial size QCF $\mathcal{K} = \{K_n\}_{n \geq 1}$ that recognizes L with probability uniformly larger than $\frac{1}{2}$ (with probability 1). Then we write $L \in \mathbf{IPQC}$ ($L \in \mathbf{EIPQC}$). We say that L has *zero-error input-length uniform polynomial size quantum circuits*, if there is an input-length uniform polynomial size QCF $\mathcal{K} = \{K_n\}_{n \geq 1}$ recognizing L with probability uniformly larger than $\frac{1}{2}$ and satisfying $\rho^{K_{|x|}}(00|x)\rho^{K_{|x|}}(01|x) = 0$ for any $x \in \{0, 1\}^*$. Then we write $L \in \mathbf{ZIPQC}$. From these definitions we have obviously $\mathbf{EIPQC} \subseteq \mathbf{ZIPQC} \subseteq \mathbf{IPQC}$.

The following theorem shows that input-length uniform polynomial size QCFs are equivalent to polynomial time QTMs whose transition amplitudes are arbitrary complex numbers from the view of polynomial complexity.

Theorem 5.6. (1) $\mathbf{BQP}_C = \mathbf{IPQC}$.

(2) $\mathbf{EQP}_C = \mathbf{EIPQC}$.

(3) $\mathbf{ZQP}_C = \mathbf{ZIPQC}$.

Proof. We shall show only statement (1). Statements (2) and (3) are proved similarly.

If $L \in \mathbf{BQP}_C$, there is a QTM $M = (Q, \Sigma, \delta)$ that recognizes L with probability uniformly larger than $\frac{1}{2}$ in time $p(n)$ (p denotes a polynomial). This M can be simulated by a QTM $M' = (Q', \{B, 1\}, \delta')$ by Lemma 3.2, and for any $n \in \mathbf{N}$ there is a quantum circuit K_n of size $O(p^2(n))$ that $p(n)$ -simulates M' by Theorem 4.3. We use the same notation as the proof of Theorem 4.3 by identifying K_n with K in this proof. Then the quantum gates G_1 , G_2 , and G_3 constructing K_n are decomposable by constant numbers of elements in \mathcal{G}_u independent of n . If the sets of quantum gates \mathcal{G}_1 , \mathcal{G}_2 , and \mathcal{G}_3 decomposing G_1 , G_2 , and G_3 are respectively indexed, there is a DTM that computes the function $1^n \mapsto c(K_n)$ in time polynomial in n by the construction of Theorem 4.3. Thus, $\mathcal{K} = \{K_n\}_{n \geq 1}$ is an input-length uniform polynomial size QCF that recognizes L with probability uniformly larger than $\frac{1}{2}$.

If $L \in \mathbf{IPQC}$ for some language L , there is an input-length uniform polynomial size QCF $\mathcal{K} = \{K_n\}_{n \geq 1}$ that recognizes L with probability uniformly larger than $\frac{1}{2}$. By Lemma 5.5, given as input an n -bit string, there is a QTM M that carries out K_n in polynomial time. Thus, M recognizes L with probability uniformly larger than $\frac{1}{2}$. *QED*

Remark. Unlike Theorem 5.2, in the proof of Theorem 5.6 the existence of a quantum circuit that recognizes $L \in \mathbf{BQP}_C$ is non-constructive. For example, if a language L can be recognized with probability uniformly larger than $\frac{1}{2}$ by a polynomial time QTM M , there is an input-length uniform polynomial size QCF \mathcal{K} that recognizes L with probability uniformly larger than $\frac{1}{2}$, but we do not know how to find out \mathcal{K} from M efficiently.

Adelman, DeMarrais, and Huang [1] have shown that if all complex numbers are allowed as transition amplitudes of QTMs, for any language L , there exists a language $L' \in \mathbf{BQP}_\mathbb{C}$ which is Turing equivalent to L . As a result, \mathbf{IPQC} is also a set with uncountable cardinality.

Figure 5 summarizes the inclusions among the classes of languages which we have discussed in this section.

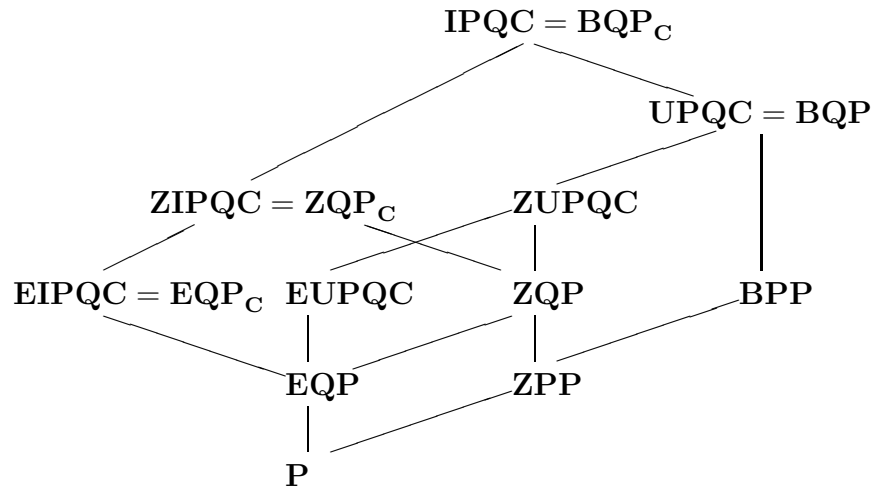


Figure 5: The inclusions among the classes of languages discussed in this section.

References

- [1] L. M. Adelman, J. DeMarrais, and M. A. Huang, Quantum computability, SIAM Journal on Computing 26 (1997) 1524-1540.
- [2] A. Berthiaume and G. Brassard, Oracle quantum computing, J. Modern Optics 41 (1994) 2521-2535.
- [3] A. Barenco, C. H. Bennett, R. Cleve, D. DiVincenzo, N. Margolus, P. Shor, T. Sleator, J. Smolin and H. Weinfurter, Elementary gates for quantum computation, Phys. Rev. A, 52 (1995) 3457-3467.
- [4] C. H. Bennett, Logical reversibility of computation, IBM J. Res. Develop. 17 (1973) 525-532.
- [5] E. Bernstein and U. Vazirani, Quantum complexity theory (Preliminary abstract), in: Proceedings of the 25th Annual ACM Symposium on Theory of Computing (ACM Press, New York, 1993) 11-20.
- [6] E. Bernstein and U. Vazirani, Quantum complexity theory, SIAM Journal on Computing 26 (1997) 1411-1473.

- [7] C. H. Bennett, E. Bernstein, G. Brassard, and U. Vazirani, Strengths and weaknesses of quantum computing, *SIAM Journal on Computing* 26 (1997) 1510-1523.
- [8] D. Deutsch, Quantum theory, the Church-Turing principle and the universal quantum computer, *Proc. Roy. Soc. London Ser. A*, 400 (1985) 96-117.
- [9] D. Deutsch, Quantum computational networks, *Proc. Roy. Soc. London Ser. A*, 425 (1989) 73-90.
- [10] D. Deutsch and R. Jozsa, Rapid solution of problems by quantum computation, *Proc. Roy. Soc. London Ser. A*, 439 (1992) 553-558.
- [11] A. Ekert and R. Jozsa, Shor's quantum algorithm for factoring numbers, *Rev. Mod. Phys.* 68 (1996) 733-753.
- [12] R. Feynman, Simulating physics with computers, *Internat. J. Theoret. Phys.* 21 (1982) 467-488.
- [13] L. Grover, A fast quantum mechanical algorithm for database search, in: *Proceedings of the 28th Annual ACM Symposium on Theory of Computing* (ACM Press, New York, 1996) 212-219.
- [14] Ker-I.Ko and H.Friedman, Computational complexity of real functions, *Theoret. Comp. Sci.* 20 (1982) 323.
- [15] M. Ozawa and H. Nishimura, Local transition functions of quantum Turing machines, preprint available from the LANL quant-ph archive 9811069.
- [16] M. Ozawa, Measurability and Computability, Preprint Series in Mathematical Sciences, Nagoya University 1998-9 (1998) 1-8, available from the LANL quant-ph archive 9809048.
- [17] C. H. Papadimitriou, *Computational Complexity*, (Addison-Wesley, Reading, MA, 1994).
- [18] P. W. Shor, Algorithms for quantum computations: Discrete log and factoring, in: *Proceedings of the 35th Annual IEEE Symposium on Foundations of Computer Science* (IEEE Computer Society Press, Los Alamitos, CA, 1994) 124-134.
- [19] P. W. Shor, Polynomial-time algorithms for prime factorization and discrete logarithms on a quantum computer, *SIAM Journal on Computing* 26 (1997) 1484-1509.
- [20] A. Yao, Quantum circuit complexity, in: *Proceedings of the 34th Annual IEEE Symposium on Foundations of Computer Science* (IEEE Computer Society Press, Los Alamitos, CA, 1993) 352-361.