

Fluorescence control through multiple interference mechanisms

E. Paspalakis¹, C.H. Keitel^{2,3} and P.L. Knight¹

¹ *Optics Section, Blackett Laboratory, Imperial College, London SW7 2BZ, U.K.*

² *Theoretische Quantendynamik, Fakultät für Physik, Universität Freiburg,
Hermann-Herder-Str. 3, D-79104 Freiburg, Germany*

³ *Institut für Theoretische Physik, Universität Innsbruck, Technikerstr. 25/2,
A-6020 Innsbruck, Austria*

(May 30, 2021)

We discuss the spontaneous emission from a coherently prepared and microwave driven doublet of potentially closely spaced excited states to a common ground level. Multiple interference mechanisms are identified which may lead to fluorescence inhibition in well-separated regions of the spectrum or act jointly in cancelling the spontaneous emission. In addition to phase independent quantum interferences due to combined absorptions and emissions of driving field photons, we distinguish two competing phase dependent interference mechanisms as means of controlling the fluorescence. The indistinguishable quantum paths may involve the spontaneous emission from the same state of the doublet, originating from the two different components of the initial coherent superposition. Alternatively the paths involve a different spontaneous photon from each of two decaying states, necessarily with the same polarization. This makes these photons indistinguishable in principle within the uncertainty of the two decay rates. The phase dependence arises for both mechanisms because the interfering paths differ by an unequal number of stimulated absorptions and emissions of the microwave field photons.

PACS: 42.50.Ct, 32.80.Qk, 42.50.Lc, 42.50.Ar

I. INTRODUCTION

The study of spontaneous emission and the various means by which it may be modified and controlled has been an active area of quantum optics for many years. As fluorescence arises from the interaction of the atomic system with the environmental modes, the most obvious mechanism for control is to place the atoms in ‘coloured’ (frequency-dependent) reservoirs [1]. This can be achieved by employing, for example, atoms in micro-cavities [2], or by placing them near the edge of photonic band gaps [3]. For atomic media in free space, quantum interferences have become the most significant mechanism for modifying spontaneous emission. This was first suggested in the early seventies when Agarwal [4] showed, for an initially prepared degenerate **V**-type three-level atom in free space, that the fluorescence spectrum is modified due to interference and that population trapping occurs [5]. This was followed by a number of papers in the late 1970’s and early 1980’s on such interferences [6]. Recently, with the need for efficient fluorescence control to enable such novel effects as lasing without inversion [7] and quantum information processing [8] to be realized, much attention has once more been focused on spontaneous emission dynamics from multi-level atoms [9–15]. In a recent article [16], two of us have proposed a two-colour coherent ‘phase’ control scheme [17] for controlling spontaneous emission in a four-level atom. Phenomena such as extreme spectral narrowing, partial and total cancellation of fluorescence decay were predicted for specific values of the atomic parameters and the lasers phase difference. Moreover, the spectrum was shown to be controlled very effectively and easily by changing the phase difference of the two lasers used for the excitation.

In this article, using a three-level **V**-type atom we discuss a further scheme which offers much promise for controlling spontaneous emission spectra using the phase difference, this time, of two successively applied coherent fields between the decaying excited doublet states. The proposed scheme is related to other schemes of coherent control, in particular the well-known ‘pump-dump’ scheme of atomic (molecular) ionization (dissociation) [17], the coherently driven three-level **Λ** -type atom of Martinez et al. [18] and (not with standing the involvement of a photonic band gap material) to the scheme of Quang et al. [19]. The main finding in this article is the identification of various competing interference mechanisms leading to phase sensitive means for controlling the spontaneous emission spectra. If we suppose that only one of the two excited states decays and that the atom is initially prepared in that decaying state, then phase insensitive interfering paths arise which lead to the cancellation of a specific fluorescence mode, as explained by Knight [6] and Zhu et al. [12]. If instead both states are initially prepared in a coherent superposition and the driving field is weak then the spectrum may acquire a Fano-type profile. Furthermore, *phase sensitive* interference occurs and the spectrum can be controlled via this phase difference. In addition, if both excited states may decay, such that the emitted spontaneous photons may not be distinguishable, even in principle, then further phase sensitive interfering paths via different spontaneous channels arise, similar to those pointed out within a driven **Λ** -type atom by

Martinez et al. [18]. We discuss each kind of interference separately by identifying the appropriate paths and discuss the role of their co-existence within a single scheme. In particular we find that both phase-dependent interference mechanisms may be destructive simultaneously and thus lead to spontaneous emission cancellation in different parts of the spectrum. In addition, fluorescence inhibition by one mechanism may also be enhanced due to the presence of the other. An alternative explanation of the phase dependent interferences is also given in the dressed states picture. In particular we find, for an appropriate phase difference, that the atom can be prepared in a single decoupled dressed state in which total cancellation of the fluorescence associated with the other (unpopulated) dressed state occurs.

This paper is organized as follows: in section II we present the atomic model and the basic dynamical equations in the bare states basis. We solve these equations for the various situations of interest and present, in certain cases, analytical phase-dependent formulae for the time evolution of the population and the spontaneous emission spectrum of this atom. In section III we present and analyze our basic results, and in particular discuss the situations where each of the various interference mechanisms become significant and dominate. An alternative analysis using the dressed-state basis is given in section IV. Finally, we conclude in section V.

II. THE ATOMIC MODEL IN BARE STATES

The atomic model considered here is shown in figure 1. A three level V-type atom is initially prepared in a superposition of the two upper levels by a pump field such that

$$|\psi(t=0)\rangle = \sin\theta e^{i\phi_p}|1, \{0\}\rangle + \cos\theta|2, \{0\}\rangle, \quad (1)$$

where ϕ_p is the phase of the pump field. At time $t=0$ this atom starts to interact with a microwave field of frequency ω_c and phase ϕ_c which couples the two upper levels. We allow both upper states to decay spontaneously to the lower state. Here, we only consider the case of a square pulse of the microwave field. This atomic system has been used as a model system for the proposal of the quantum-beat laser [20]. The dynamics of the system can be described using the Schrödinger equation. Then, the wavefunction of the system at time t can be expressed in terms of the state vectors as

$$|\psi(t)\rangle = a_1(t)|1, \{0\}\rangle + a_2(t)|2, \{0\}\rangle + \sum_{\mathbf{k}} a_{\mathbf{k}}(t)|0, \{\mathbf{k}\}\rangle, \quad (2)$$

where \mathbf{k} denotes both the momentum vector and the polarization of the emitted photon. The Hamiltonian of the system in the interaction representation is given by

$$H_{int} = H_{field} + H_{vacuum}, \quad (3)$$

where

$$H_{field} = \Omega e^{i\Delta t + i\phi_c} |1\rangle\langle 2| + h.c., \quad (4)$$

$$H_{vacuum} = \sum_{\mathbf{k}} g_{1\mathbf{k}} e^{-i(\omega_{\mathbf{k}} - \omega_{10})t} |1\rangle\langle \mathbf{k}| + \sum_{\mathbf{k}} g_{2\mathbf{k}} e^{-i(\omega_{\mathbf{k}} - \omega_{20})t} |2\rangle\langle \mathbf{k}| + h.c., \quad (5)$$

We substitute this Hamiltonian into the Schrödinger equation and obtain the following set of equations after the rotating wave approximation (RWA) is carried out

$$i\dot{a}_1(t) = \Omega e^{i\Delta t + i\phi_c} a_2(t) + \sum_{\mathbf{k}} g_{1\mathbf{k}} a_{\mathbf{k}}(t) e^{-i(\omega_{\mathbf{k}} - \omega_{10})t}, \quad (6)$$

$$i\dot{a}_2(t) = \Omega e^{-i\Delta t - i\phi_c} a_1(t) + \sum_{\mathbf{k}} g_{2\mathbf{k}} a_{\mathbf{k}}(t) e^{-i(\omega_{\mathbf{k}} - \omega_{20})t}, \quad (7)$$

$$i\dot{a}_{\mathbf{k}}(t) = g_{1\mathbf{k}} a_1(t) e^{i(\omega_{\mathbf{k}} - \omega_{10})t} + g_{2\mathbf{k}} a_2(t) e^{i(\omega_{\mathbf{k}} - \omega_{20})t}. \quad (8)$$

Here, Ω is the Rabi frequency, which is considered real for convenience in our problem and $\Delta \equiv \omega_c - \omega_{21}$ represents the microwave field detuning. The notation $\omega_{ab} = \omega_a - \omega_b$ is used throughout this work. We proceed by performing a formal time integration of equation (8) and substitute the result into equations (6), (7) to obtain

$$\begin{aligned}
i\dot{a}_1(t) &= \Omega e^{i\Delta t + i\phi_c} a_2(t) - i \int_0^t dt' a_1(t') \sum_{\mathbf{k}} |g_{\mathbf{k}1}|^2 e^{-i(\omega_{\mathbf{k}} - \omega_{10})(t-t')} \\
&\quad - i \int_0^t dt' a_2(t') \sum_{\mathbf{k}} g_{1\mathbf{k}} g_{\mathbf{k}2} e^{-i\omega_{\mathbf{k}}(t-t') + i\omega_{10}t - i\omega_{20}t'}, \tag{9}
\end{aligned}$$

$$\begin{aligned}
i\dot{a}_2(t) &= \Omega e^{-i\Delta t - i\phi_c} a_1(t) - i \int_0^t dt' a_2(t') \sum_{\mathbf{k}} |g_{\mathbf{k}2}|^2 e^{-i(\omega_{\mathbf{k}} - \omega_{20})(t-t')} \\
&\quad - i \int_0^t dt' a_1(t') \sum_{\mathbf{k}} g_{\mathbf{k}1} g_{2\mathbf{k}} e^{-i\omega_{\mathbf{k}}(t-t') + i\omega_{20}t - i\omega_{10}t'}. \tag{10}
\end{aligned}$$

Once the Markov approximation is carried out within the Weisskopf-Wigner theory [4], the above equations (9), (10) reduce to the following form (after the assumption $\omega_{21} \ll \omega_{10}, \omega_{20}$ is taken into account)

$$\dot{a}_1(t) = -\frac{\gamma_1}{2} a_1(t) - (i\Omega e^{i\Delta t + i\phi_c} + p \frac{\sqrt{\gamma_1 \gamma_2}}{2} e^{-i\omega_{21}t}) a_2(t), \tag{11}$$

$$\dot{a}_2(t) = -(i\Omega e^{-i\Delta t - i\phi_c} + p \frac{\sqrt{\gamma_1 \gamma_2}}{2} e^{i\omega_{21}t}) a_1(t) - \frac{\gamma_2}{2} a_2(t). \tag{12}$$

Here, $\gamma_m \equiv 2\pi |g_{\mathbf{k}m}|^2 D(\omega_{m0})$ ($m = 1, 2$) and the radiative shifts, which are related to the Lamb shift, will be omitted in this approach. The term $(p \frac{\sqrt{\gamma_1 \gamma_2}}{2} e^{\pm i\omega_{21}t})$ is a common term which arises if quantum interference from both spontaneous emission channels from the two closely spaced upper levels is involved [4]. The parameter p denotes the alignment of the two matrix elements and is defined as $p \equiv \vec{\mu}_{20} \cdot \vec{\mu}_{01} / |\vec{\mu}_{20}| |\vec{\mu}_{01}|$. For orthogonal matrix elements this yields $p = 0$ (no interference) and for parallel matrix elements we obtain $p = 1$ (maximum interference). In the language of quantum pathway interference, different pathways involving different spontaneously emitted photons may only be indistinguishable, even in principle, if the corresponding transitions give rise to photons of identical polarization. This means that the associated dipoles have to be parallel. In the language of off-diagonal couplings, those extra terms in p may only arise if both dipoles involved interact with the same modes of the vacuum. Since the time dependence of this term is $e^{\pm i\omega_{21}t}$ this term can be omitted from these equations only in the case that the energy difference of the two upper levels ω_{21} is larger than the decay rates γ_1, γ_2 [14]. However, for a moment, let us omit these interference terms by setting $p = 0$ in order to obtain analytical solutions of these equations. We will return to the importance of such an interference in the calculation of the spectrum. Thus, without the contributions from the p terms in equations (11), (12) we obtain

$$\dot{b}_1(t) = -\frac{\gamma_1}{2} b_1(t) - i\Omega e^{i\phi_c} b_2(t), \tag{13}$$

$$\dot{b}_2(t) = -i\Omega e^{-i\phi_c} b_1(t) + (i\Delta - \frac{\gamma_2}{2}) b_2(t), \tag{14}$$

$$\dot{b}_{\mathbf{k}}(t) = -ig_{\mathbf{k}1} b_1(t) e^{i(\delta_{\mathbf{k}} + \frac{1}{2}\omega_{21})t} - ig_{\mathbf{k}2} b_2(t) e^{i(\delta_{\mathbf{k}} - \frac{1}{2}\omega_{21} - \Delta)t}. \tag{15}$$

We here define $b_1(t) \equiv a_1(t)$, $b_2(t) \equiv a_2(t) e^{i\Delta t}$, $b_{\mathbf{k}}(t) \equiv a_{\mathbf{k}}(t)$ and $\delta_{\mathbf{k}} \equiv \omega_{\mathbf{k}} - (\omega_{10} + \omega_{20})/2$.

Equations (13), (14) have the following solutions if $\lambda_1 \neq \lambda_2$,

$$b_1(t) = C_1 e^{\lambda_1 t} + C_2 e^{\lambda_2 t}, \quad b_2(t) = C'_1 e^{\lambda_1 t} + C'_2 e^{\lambda_2 t}, \tag{16}$$

where

$$\lambda_{1,2} = \frac{i\Delta}{2} - \frac{\gamma_1 + \gamma_2}{4} \pm \frac{i}{2} \sqrt{4 \left[\Omega^2 - (i\Delta - \frac{\gamma_2}{2}) \frac{\gamma_1}{2} \right] - (i\Delta - \frac{\gamma_1 + \gamma_2}{2})^2}, \tag{17}$$

$$C_1 = \frac{1}{\lambda_2 - \lambda_1} \left[(\lambda_2 + \frac{\gamma_1}{2}) \sin \theta + i\Omega e^{i\delta\phi} \cos \theta \right], \tag{18}$$

$$C_2 = \frac{1}{\lambda_1 - \lambda_2} \left[(\lambda_1 + \frac{\gamma_1}{2}) \sin \theta + i\Omega e^{i\delta\phi} \cos \theta \right], \tag{19}$$

$$C'_1 = \frac{1}{\lambda_2 - \lambda_1} \left[(\lambda_2 + \frac{\gamma_2}{2} - i\Delta) \cos \theta + i\Omega e^{-i\delta\phi} \sin \theta \right], \tag{20}$$

$$C'_2 = \frac{1}{\lambda_1 - \lambda_2} \left[(\lambda_1 + \frac{\gamma_2}{2} - i\Delta) \cos \theta + i\Omega e^{-i\delta\phi} \sin \theta \right]. \tag{21}$$

Here we define the relative phase between the pump and coupling fields as $\delta\phi \equiv \phi_c - \phi_p$, which as we will show later has a crucial role in the behaviour of the system. Also, for convenience, we have set arbitrarily the pump field's phase to zero. So, the above phase difference simply reduces to the phase of the coupling field. Using equation (15) and solutions (16) we obtain

$$\begin{aligned}
b_{\mathbf{k}}(t) = & -\frac{g_{\mathbf{k}1}C_1}{\delta_{\mathbf{k}} + \frac{\omega_{21}}{2} - i\lambda_1} \left[e^{i(\delta_{\mathbf{k}} + \frac{\omega_{21}}{2} - i\lambda_1)t} - 1 \right] \\
& -\frac{g_{\mathbf{k}1}C_2}{\delta_{\mathbf{k}} + \frac{\omega_{21}}{2} - i\lambda_2} \left[e^{i(\delta_{\mathbf{k}} + \frac{\omega_{21}}{2} - i\lambda_2)t} - 1 \right] \\
& -\frac{g_{\mathbf{k}2}C'_1}{\delta_{\mathbf{k}} - \frac{\omega_{21}}{2} - \Delta - i\lambda_1} \left[e^{i(\delta_{\mathbf{k}} - \frac{\omega_{21}}{2} - \Delta - i\lambda_1)t} - 1 \right] \\
& -\frac{g_{\mathbf{k}2}C'_2}{\delta_{\mathbf{k}} - \frac{\omega_{21}}{2} - \Delta - i\lambda_2} \left[e^{i(\delta_{\mathbf{k}} - \frac{\omega_{21}}{2} - \Delta - i\lambda_2)t} - 1 \right],
\end{aligned} \tag{22}$$

which in the limit $t \rightarrow \infty$ yields

$$\begin{aligned}
b_{\mathbf{k}}(\infty) = & g_{\mathbf{k}1} \left[\frac{C_1}{\delta_{\mathbf{k}} + \frac{\omega_{21}}{2} - i\lambda_1} + \frac{C_2}{\delta_{\mathbf{k}} + \frac{\omega_{21}}{2} - i\lambda_2} \right] \\
& + g_{\mathbf{k}2} \left[\frac{C'_1}{\delta_{\mathbf{k}} - \frac{\omega_{21}}{2} - \Delta - i\lambda_1} + \frac{C'_2}{\delta_{\mathbf{k}} - \frac{\omega_{21}}{2} - \Delta - i\lambda_2} \right].
\end{aligned} \tag{23}$$

The spontaneous emission spectrum $S(\delta_{\mathbf{k}})$ in this model will be proportional to $|b_{\mathbf{k}}(\infty)|^2$ [14],

$$\begin{aligned}
S(\delta_{\mathbf{k}}) \sim & \gamma_1 \left| \frac{C_1}{\delta_{\mathbf{k}} + \frac{\omega_{21}}{2} - i\lambda_1} + \frac{C_2}{\delta_{\mathbf{k}} + \frac{\omega_{21}}{2} - i\lambda_2} \right|^2 \\
& + \gamma_2 \left| \frac{C'_1}{\delta_{\mathbf{k}} - \frac{\omega_{21}}{2} - \Delta - i\lambda_1} + \frac{C'_2}{\delta_{\mathbf{k}} - \frac{\omega_{21}}{2} - \Delta - i\lambda_2} \right|^2.
\end{aligned} \tag{24}$$

By inspection of formula (24) we identify various sources of quantum interference which we would like to associate with the additional indistinguishable paths shown in figure 2. We consider in figure 2(a) the direct spontaneous emission from, for example, the lower state $|1\rangle$. Even with $p = \gamma_2 = \cos\theta = 0$, an expansion in Ω^2 of the spectrum would give rise to extra paths due to combined absorption and emission of stimulated driving field photons, where the leading term is depicted in figure 2(b1). In fact the Ω^2 terms in $\lambda_{1,2}$ should be read as $\Omega e^{i\phi_c} \Omega e^{-i\phi_c}$, showing that here an absorption of a microwave photon is always associated with the subsequent emission of another, cancelling the phase dependence. Furthermore, for $\cos\theta \neq 0$, thus initial population also in the upper excited state, we obtain new phase-dependent terms in C_1 and C_2 corresponding to interfering paths as depicted in figure 2(b2). Here the path differs from that in 2(a) only by a single photon of the driving field, explaining the phase dependence.

For $p \neq 0$ we should go back to the equations of motion (8), (11), (12), and study numerically the behaviour of the system. Then, the most complex additional phase dependent interference arise, which is associated with paths involving indistinguishable spontaneous photons from different transitions as depicted in figs. 2(a), 2(b3). This interference becomes maximal if both transitions to the ground state are exactly parallel and as we will see later, when both levels are closely spaced, i.e. photons arising from both transitions become essentially indistinguishable. This type of interference has been drawn much attention recently both for its effects on spontaneous emission dynamics of multi-level atoms [11,13–16] but also for its effects on the absorption, dispersion and population dynamics of these atoms [21–23]. Actually, it is this type of interference that leads to the phase dependence in the microwave driven Λ -type system studied by Martinez et al. [18] as happens in our scheme if the system is initially in one of the two excited states (either $\sin\theta$ or $\cos\theta = 1$). If our system is furthermore initially prepared in a superposition of states $|1\rangle$ and $|2\rangle$ ($\sin\theta, \cos\theta \neq 1$) then phase dependent dynamics is observable even if $p = 0$ as pointed out earlier, due to the processes of figs. 2(a) and 2(b2).

III. DISCUSSION

We begin with an analysis of the system when one of the spontaneous decay rates is much smaller than the other and can be omitted, say $\gamma_2 = 0$. This reduces our system to that studied by Knight [6] and by Zhu et al. [12]. If

we choose the atom to be initially in state $|1\rangle$ ($\sin\theta = 1$, $\cos\theta = 0$) then quantum interference can lead to complete or partial cancellation of specific emission modes and to spectral narrowing of one of the two peaks of the spectrum. The leading interfering process for weak driving fields is depicted in fig. 2(b1). The system in this situation, however, is not phase sensitive. This occurs because stimulated absorption of a driving field photon is associated with the subsequent stimulated emission of another photon, taking it back to the decaying state and thus cancelling the phase dependence.

We proceed now with the case of an initial superposition of excited states, in particular when $\Omega \ll \gamma_1$, $\theta = \pi/4$ and $\Delta = 0$. In this case we can derive the following formulae for our system

$$\lambda_1 \approx -\frac{\gamma_1}{2} + 2\frac{\Omega^2}{\gamma_1}, \quad \lambda_2 \approx -2\frac{\Omega^2}{\gamma_1}, \quad (25)$$

$$C_1 \approx \frac{\sqrt{2}}{\gamma_1} \left[\frac{\gamma_1}{2} + i\Omega e^{i\delta\phi} \right], \quad C_2 \approx -\frac{\sqrt{2}}{\gamma_1} i\Omega e^{i\delta\phi}, \quad (26)$$

and

$$b_{\mathbf{k}}(\infty) \approx \frac{g_{\mathbf{k}1}(\delta_{\mathbf{k}} + \frac{\omega_{21}}{2} + \Omega e^{i\delta\phi})}{\sqrt{2}(\delta_{\mathbf{k}} + \frac{\omega_{21}}{2} + i\frac{\gamma_1}{2} - 2i\frac{\Omega^2}{\gamma_1})(\delta_{\mathbf{k}} + \frac{\omega_{21}}{2} + 2i\frac{\Omega^2}{\gamma_1})}. \quad (27)$$

An interesting feature occurs for $\delta\phi = 0$ ($\delta\phi = \pi$) since the spectrum becomes zero at $\delta_{\mathbf{k}} = -\omega_{21}/2 - \Omega$ ($\delta_{\mathbf{k}} = -\omega_{21}/2 + \Omega$). The form of the spectrum for this case is shown in figure 3. For the particular values of $\delta\phi = 0$ and $\delta\phi = \pi$ the spectrum resembles a Fano-type form [24], as shown in figures 3(a) and 3(c). The zero disappears for other values of the phase $\delta\phi$, as for example for $\delta\phi = \pi/2$, as shown in figure 3(b) where the spectrum is simply a single Lorentzian peak. The existence of this interference in the spectrum is associated with additional interfering paths as indicated in figure 2(b2). Obviously the interferences need not be destructive for each choice of parameters, so that we have an exact zero in the spectrum only for particular choices in the phase $\delta\phi$. An equally intuitive way of understanding the interferences can be given in the dressed states picture and a detailed explanation will be given in the following section. A similar effect has been investigated by Coleman and Knight [25] in the related area of resonant two-photon ionization and by Agassi in the area of spontaneous emission of autoionizing states [26]. We note, that the appearance of exact zeros in the fluorescence spectrum is very sensitive to the radiative emission of the other level ($|2\rangle$). Then various interfering paths analogous to figure 2(a) and figure 2(b3) arise with decay from the upper excited state ($|2\rangle$), and obviously those do not need to interfere destructively for the same parameters at the same frequency. For example, in figure 4 we present the results for the spontaneous emission spectrum of this atom, now assuming a very weak emission from level $|2\rangle$, i.e. $\gamma_2 \neq 0$ but also $\gamma_2 \ll \gamma_1$. We note that the exact zero noted earlier has disappeared for those parameters. In this case the spectrum will also depend on the value of p . With both decay channels open and with $p \neq 0$ we involve further interfering channels such as those presented in figure 2(b3). The dashed curve in figure 4 shows the results with $p = 0$ using eq. (24) and the solid curve the results with $p = 1$ from a numerical solution of eqs. (8), (11), (12). For $p = 0$ we can immediately see that even for a small γ_2 of 0.5Ω , as shown in figure 4(a), the precise zero disappears and a minimum well above zero takes its place in the spectrum. This minimum is further lifted when the decay rate of the upper excited state increases, as displayed in figures 4(b) and (c). In addition, a second peak appears in the spectrum due to the second decay rate. In the case that $p = 1$ the behaviour of the system is more complex due to the additional interfering channels originating from the mechanism displayed in figs. 2(a), 2(b3). Firstly, we note specifically from figs. 4(b) and (c) that the presence of this additional interference mechanism enhances the inhibition of spontaneous emission in the Fano minimum. Secondly, an additional zero appears in the spectrum which is solely associated with the new interference mechanism. This zero is quite stable to the increase of the decay rate γ_2 . These results clearly show the co-existence of two distinguished mechanisms for fluorescence inhibition, which can act either independently or jointly in order to modify the spectrum.

In the following, we consider the case when $\gamma_1 = \gamma_2 = \gamma$ and $\Delta = 0$ and examine the phase dependence of the system. We have seen from the previous discussion that the Fano interferences due to the decay channels γ_1 and γ_2 do not interfere destructively at the same frequency. Thus, for $\gamma_1 = \gamma_2$, we do not expect any zeros due to Fano interference and the other phase dependent mechanism, which is displayed in fig. 2(b3), will dominate. In this case the solutions (16) obtain the form

$$b_1(t) = \frac{1}{2} \left[(\sin\theta - e^{i\delta\phi} \cos\theta) e^{-(\gamma/2 - i\Omega)t} + (\sin\theta + e^{i\delta\phi} \cos\theta) e^{-(\gamma/2 + i\Omega)t} \right], \quad (28)$$

$$b_2(t) = \frac{1}{2} \left[(\cos\theta - e^{-i\delta\phi} \sin\theta) e^{-(\gamma/2 - i\Omega)t} + (\cos\theta + e^{-i\delta\phi} \sin\theta) e^{-(\gamma/2 + i\Omega)t} \right], \quad (29)$$

and finally equation (23) reads,

$$b_{\mathbf{k}}(\infty) = \frac{g_{\mathbf{k}1}}{2} \left[\frac{\sin \theta - e^{i\delta\phi} \cos \theta}{\delta_{\mathbf{k}} + \frac{\omega_{21}}{2} + \Omega + i\frac{\gamma}{2}} + \frac{\sin \theta + e^{i\delta\phi} \cos \theta}{\delta_{\mathbf{k}} + \frac{\omega_{21}}{2} - \Omega + i\frac{\gamma}{2}} \right] + \frac{g_{\mathbf{k}2}}{2} \left[\frac{\cos \theta - e^{-i\delta\phi} \sin \theta}{\delta_{\mathbf{k}} - \frac{\omega_{21}}{2} - \Delta + \Omega + i\frac{\gamma}{2}} + \frac{\cos \theta + e^{-i\delta\phi} \sin \theta}{\delta_{\mathbf{k}} - \frac{\omega_{21}}{2} - \Delta - \Omega + i\frac{\gamma}{2}} \right]. \quad (30)$$

The case when $\sin \theta = \cos \theta = 1/\sqrt{2}$ is once more very interesting. When $\delta\phi = 0$ the above equations (28), (29) take the simple form $P_m(t) = |b_m(t)|^2 = \frac{1}{2}e^{-\gamma t}$, $m = 1, 2$. This indicates a simple exponential decaying behaviour of the populations. The same result is obtained for $\delta\phi = \pi$. For $\delta\phi = 0.5\pi$ the populations become $P_m(t) = \frac{1}{2}e^{-\gamma t}[1 \pm \sin(2\Omega t)]$, $m = 1, 2$. In this case populations of each state show decaying Rabi oscillations, but we should note that the total population just decays exponentially as in the case that $\delta\phi = 0, \pi$. The spontaneous emission spectrum behaviour displays very rich features. In figure 5 we present the results for the spontaneous emission spectrum for several values of the phase $\delta\phi$ and for both cases of $p = 0$ (shown with dashed curves) and $p = 1$ (shown with solid curves). The spectrum is clearly double-peaked for $\delta\phi = 0$, as shown in figure 5(a), and for $\delta\phi = \pi$, shown in figure 5(e). It is easy to verify from eqs. (24), (30) that, in the case $p = 0$, the spectrum for these atomic parameters and phase values is given by the sum of two Lorentzian curves. This is related to the occupation of just a single dressed state and will be analyzed later. However, for any other value between 0 and π of the relative phase $\delta\phi$ the emission spectrum is made up of four peaks (two associated with each bare state contribution for each of the two dressed states), as shown in figures 5(b)–(d). For $p = 1$ we note destructive or constructive interference between the two bare state contributions from each dressed state, similar to that observed in the Λ -system [18]. Total line elimination cannot arise due to this interference mechanism. This is only possible for an appropriate initial preparation in one of the dressed states and decoupling to the other, and naturally but trivially occurs if one of the bare channels is forbidden.

IV. DRESSED STATE ANALYSIS

The dressed state approach of dynamics [27] is a very useful tool for further understanding the behaviour of the system as presented in the previous section. The diagonalization of the field-atom interaction Hamiltonian (in a rotating frame)

$$H'_{field} = -\Delta|2\rangle\langle 2| + \Omega_c e^{i\phi_c}|1\rangle\langle 2| + \Omega_c e^{-i\phi_c}|2\rangle\langle 1|, \quad (31)$$

lead to the dressed eigenstates

$$|+\rangle = e^{-i\phi_c} \cos \Psi |1\rangle + \sin \Psi |2\rangle, \quad |-\rangle = -\sin \Psi |1\rangle + e^{i\phi_c} \cos \Psi |2\rangle, \quad (32)$$

where $\tan \Psi = E_-/\Omega$.

Here, $E_{\pm} \equiv (-\Delta \pm \sqrt{\Delta^2 + 4\Omega^2})/2$ are the eigenenergies of Hamiltonian (31). The wavefunction of the system at time t can be expressed in terms of the dressed states as

$$|\psi(t)\rangle = b_+(t)e^{-iE_+t}|+, \{0\}\rangle + b_-(t)e^{-iE_-t}|-, \{0\}\rangle + \sum_{\mathbf{k}} b_{\mathbf{k}}(t)e^{-i\omega_{\mathbf{k}}t}|0, \{\mathbf{k}\}\rangle. \quad (33)$$

The equations of motion of these amplitudes are given by

$$\dot{b}_+(t) = -\frac{1}{2}\gamma_+ b_+(t) - \frac{1}{2}\gamma_{\pm} b_-(t)e^{iE'_{\pm}t}, \quad (34)$$

$$\dot{b}_-(t) = -\frac{1}{2}\gamma_- b_-(t) - \frac{1}{2}\gamma_{\mp} b_+(t)e^{-iE'_{\pm}t}. \quad (35)$$

Here, γ_+ (γ_-) is the $|+\rangle$ ($|-\rangle$) dressed state decay to the ground state and γ_{\mp} , γ_{\pm} are relaxations among the dressed states, as it is shown in figure 1(b). Also $E'_{\pm} = E_+ - E_-$ is the energy difference of the dressed states.

The probability amplitudes of the dressed states are connected to the probability amplitudes of the bare states by the following relations,

$$b_+(t) = e^{i\phi_c} \cos \Psi b_1(t) + \sin \Psi b_2(t), \quad b_-(t) = -\sin \Psi b_1(t) + e^{-i\phi_c} \cos \Psi b_2(t). \quad (36)$$

Using the initial condition, eq. (1), the above equations (36) will reduce to

$$b_+(t=0) = e^{i\delta\phi} \cos \Psi \sin \theta + \sin \Psi \cos \theta, \quad (37)$$

$$b_-(t=0) = e^{-i\delta\phi} [-\sin \Psi \sin \theta e^{i\delta\phi} + \cos \Psi \cos \theta], \quad (38)$$

which for the resonance case ($\Delta = 0$) yields

$$b_+(t=0) = \frac{1}{\sqrt{2}}(e^{i\delta\phi} \sin \theta - \cos \theta), \quad b_-(t=0) = \frac{e^{-i\delta\phi}}{\sqrt{2}}[\sin \theta e^{i\delta\phi} + \cos \theta]. \quad (39)$$

So if $\theta = \pi/4$ and $\delta\phi = 0$ ($\delta\phi = \pi$) only the $|-\rangle$ ($|+\rangle$) dressed state is populated initially. In the weak-field limit and on-resonance, the positions of the two dressed-states are close in energy $E'_\pm \approx 0$ and the two dressed states are efficiently coupled to each other via the corresponding transitions to the ground state. Such a coupling is usually referred as the off-diagonal coupling of the dressed states [25]. In the specific case that one of the two bare excited states decays ($\gamma_2 = 0$), the dressed decay rates read

$$\gamma_+ = \gamma_- = \frac{\gamma_1}{2}, \quad (40)$$

$$\gamma_\pm = \gamma_\mp = \sqrt{\gamma_+ \gamma_-} = \frac{\gamma_1}{2}. \quad (41)$$

If system is initially in one of the dressed states ($|-\rangle$ dressed-state in the case of figure 3(a) and $|+\rangle$ dressed-state in the case of figure 3(c)) then population is efficiently transferred to the other dressed state due to this coupling via the ground state. This opens new channels for spontaneous emission and consequently interference structures in the spectrum, similar to a Fano-type behaviour. For both states decaying transfer also occurs but the actual forms of the dressed decay rates is far more complicated.

In the strong-field limit the energies of the dressed-states differ substantially and the off-diagonal coupling is very weak, as the oscillating terms $e^{\pm iE'_\pm t}$ become large. In this case, the two dressed-states can be thought of decaying independently [25]. Depending on the relative phase $\delta\phi$ either the positive or the negative frequency peaks of the spectrum can completely disappear, as can be seen in figures 5(a) and 5(e). This occurs as we can selectively populate one of the dressed states initially by appropriately choosing the phase difference $\delta\phi$ as explained by eq. (39). This dressed-state will subsequently decay without any transfer to the other dressed-state and a two peak structure may be created in the spectrum, where the two peaks are separated by the bare states doublet spacing (given both bare states can decay). Even without selective dressed state preparation there is no interference in the strong field limit based on dressed off-diagonal couplings and extra paths due to dressed population transfer. This would furthermore be impossible because photons emitted from different dressed states become well distinguishable if they are apart in frequency by more than the largest spontaneous emission rate. In spite of a large dressed states separation however, interference may still occur according to the mechanism described in figure 2(b3). This is because the two bare contributions of each dressed state then represent the different corner stones for interfering paths rather than different dressed states, rendering only the spacing between the bare states relevant in this situation.

V. CONCLUSIONS

In this paper we have investigated the effects of the relative phase between a pump and a coupling field on the spontaneous emission spectrum from a three level **V**-type system. We have shown that the modification of this phase difference allows us to efficiently control the shape of the spontaneous emission spectrum and the population dynamics. Various interference mechanisms were identified from the underlying transition physics. The various phase dependent and independent interferences responsible for the spectral structure depend sensitively on the relative energy and decay rates of the two excited states and on the orientation of the corresponding dipoles. In particular, we have shown that in the case in which only one excited state decays, the spontaneous emission spectrum can exhibit a Fano-type behaviour in the weak-field limit and cancellation of the emission in a specific vacuum mode (i.e. specific radiated frequencies) occurs. In the dressed state picture this originates from interferences involving indistinguishable photons due to an off-diagonal coupling between the dressed states. In this case the addition of decay to the other excited state could lead to more complicated sources of quantum interference. We have also emphasised that the dressed states decouple from each other for strong driving fields yielding an inhibition of this source of interference. As a consequence of this decoupling, for specific initial preparation of solely one dressed state, we noted the inhibition of the total fluorescence corresponding to the other dressed state. This is controlled using the relative phase $\delta\phi$ which arises from the fact that the emission paths differ by an unequal number of stimulated absorptions and emissions of the microwave field photons. If the excited doublet states are closely spaced with respect to both decay rates and the corresponding emission dipoles are parallel, a different phase dependent source of interference arises. This mechanism

also survives in the strong driving field limit because it is not based on the coupling among the two dressed states as the previous mechanism but on that of the bare states contribution for each dressed state independently. In general, all these different sources of interference are present and compete, giving rise to a rich regime of parameters to shape the spectrum.

An experimental realisation of the phenomena discussed in this paper is possible using recent developments in quantum optics. For the first interference case, where the dipole moments of the two spontaneous emission transitions are orthogonal or the two upper states are well separated, the only essential part is the preparation of the excited doublet, as the atomic configuration can be realized in many atomic (or molecular) systems. This preparation can be achieved, for example, by pulses of specific area or by adiabatic transfer methods [28]. The second case is more restrictive in finding the proper atomic (or molecular) configuration as it requires the spontaneous emission matrix elements to be parallel, and the quantum states close in energy. However, a similar configuration has been found in sodium dimers and already evidence of a related interference have been experimentally demonstrated [29]. Other possible experimental proposals include the use of atomic hydrogen [14,23]. Finally, it should be noted that this type of interference has been recently observed in tunnelling transitions from semiconductor quantum wells [30,31].

ACKNOWLEDGEMENTS

We would like to thank M.B. Plenio for fruitful discussions. This work has been supported by the UK Engineering and Physical Sciences Research Council and the European Commission. C.H.K. acknowledges a Marie Curie Research Fellowship from the European Commission and a “Nachwuchsgruppe” from the German Research Council funded SFB 276.

-
- [1] M. Lewenstein, T.W. Mossberg and R.J. Glauber, Phys. Rev. Lett. **59**, 775 (1987); C.H. Keitel, P.L. Knight, L.M. Narducci and M.O. Scully, Opt. Commun. **118**, 143 (1995); C.H. Keitel, J. Mod. Opt. **43**, 1555 (1996); M.R. Ferguson, Z. Ficek and B.J. Dalton, Phys. Rev. A **54** 2379 (1996); P. Zhou and S. Swain, Phys. Rev. A **55**, 772 (1997).
 - [2] S. Haroche and D. Kleppner, Phys. Today **42**, No.1, 24 (1989); B.M. Garraway and P.L. Knight, Phys. Rev. A **54**, 3592 (1996).
 - [3] M. Lewenstein, J. Zakrzewski and T.W. Mossberg, Phys. Rev. A **38**, 808 (1988); S. John and T. Quang, Phys. Rev. A **50**, 1764 (1994); A.G. Kofman, G. Kurizki and B. Sherman, J. Mod. Opt. **41**, 353 (1994); S.-Y. Zhu, H. Chen and H. Huang, Phys. Rev. Lett. **79**, 205 (1997); S. Bay, P. Lambropoulos and K. Mølmer, Phys. Rev. Lett. **79**, 2654 (1997).
 - [4] G.S. Agarwal, *Quantum Statistical Theories of Spontaneous Emission and their Relation to Other Approaches*, ed. by G. Höhler *et al.*, Springer Tracks in Modern Physics Vol. 70, (Springer Verlag, Berlin, 1974).
 - [5] G. Alzetta, A. Gozzini, L. Moi and G. Orriols, Nuovo Cim. B **36**, 5 (1976); H.R. Gray, R.M. Whitley and C.R. Stroud Jr., Opt. Lett. **6**, 218 (1978); P.M. Radmore and P.L. Knight, J. Phys. B **15**, 561 (1982); E. Arimondo in *Progress in Optics XXXV*, ed. by E. Wolf (Elsevier, Amsterdam, 1996) p. 257, and references therein.
 - [6] P.L. Knight, J. Phys. B **12**, 3297 (1979); D.A. Cardimona, M.G. Raymer and C.R. Stroud Jr., J. Phys. B **15**, 55 (1982).
 - [7] O. Kocharovskaya and Ya.I. Khanin, J.E.P.T. Lett. **48**, 630 (1988); S.E. Harris, Phys. Rev. Lett. **62** 1033 (1989); M.O. Scully, S.-Y. Zhu and A. Gavrielides, Phys. Rev. Lett. **62**, 2813 (1989); A. Imamoglu, Phys. Rev. A **40**, 2835 (1989); G.S. Agarwal, Phys. Rev. Lett. **67**, 980 (1991); M. Fleischhauer, C.H. Keitel, L.M. Narducci, M.O. Scully, S.-Y. Zhu and M.S. Zubairy, Opt. Commun. **94**, 599 (1992); C.H. Keitel, O. Kocharovskaya, L.M. Narducci, M.O. Scully, S.-Y. Zhu and H.M. Doss, Phys. Rev. A **48**, 3196 (1993).
 - [8] V. Vedral and M.B. Plenio, “*Basics of Quantum Computation*”, to appear in Prog. Quant. Elect. (1998).
 - [9] L.M. Narducci, M.O. Scully, G.L. Oppo, P. Ru and J.R. Tredicce, Phys. Rev. A. **42**, 1630 (1990); C.H. Keitel, L.M. Narducci and M.O. Scully, Appl. Phys. B **60** S153 (1995); D.J. Gauthier, Y. Zhu and T.W. Mossberg, Phys. Rev. Lett. **66**, 2460 (1991).
 - [10] J. Javanainen, Europhys. Lett. **17**, 407 (1992).
 - [11] G.C. Hegerfeldt and M.B. Plenio, Phys. Rev. A **46**, 373 (1992); Quant. Opt. **6**, 15 (1994).
 - [12] S.-Y. Zhu, L.M. Narducci and M.O. Scully, Phys. Rev. A **52**, 4791 (1995).
 - [13] P. Zhou and S. Swain, Phys. Rev. Lett. **77**, 3995 (1996); Phys. Rev. A **56**, 3011 (1997).
 - [14] S.-Y. Zhu, R.C.F. Chan and C.P. Lee, Phys. Rev. A **52**, 710 (1995); S.Y. Zhu and M.O. Scully, Phys. Rev. Lett. **76**, 388 (1996); H. Huang, S.-Y. Zhu and M.S. Zubairy, Phys. Rev. A **55** 744 (1997); H. Lee, P. Polynkin, M.O. Scully and S.-Y. Zhu, Phys. Rev. A **55** 4454 (1997); C.H. Keitel, S.-Y. Zhu and P.L. Knight “*Total fluorescence inhibition via incoherent dressed population transfer*”, submitted to Europhys. Lett. (1998).

- [15] G.S. Agarwal, Phys. Rev. A **54**, R3734 (1996); Phys. Rev. A **55** 2457 (1997); A.K. Patnaik and G.S. Agarwal, J. Mod. Opt. **45**, 2131 (1998).
- [16] E. Paspalakis and P.L. Knight, Phys. Rev. Lett. **81**, 293 (1998).
- [17] For recent reviews see M. Shapiro and P. Brumer, J. Chem. Soc. Faraday Trans. **93**, 1263 (1997); R.J. Gordon and S.A. Rice, Ann. Rev. Phys. Chem. **48** 601 (1997).
- [18] M.A.G. Martinez, P.R. Herczfeld, C. Samuels, L.M. Narducci and C.H. Keitel, Phys. Rev. A **55** 4483 (1997).
- [19] T. Quang, M. Woldeyohannes, S. John and G.S. Agarwal, Phys. Rev. Lett. **79**, 5238 (1997).
- [20] M.O. Scully, Phys. Rev. Lett. **55**, 2802 (1985); M.O. Scully and M.S. Zubairy, Opt. Commun. **66**, 303 (1988).
- [21] E. Paspalakis, S.-Q. Gong and P.L. Knight, Opt. Commun. **152**, 293 (1998); S.-Q. Gong, E. Paspalakis and P.L. Knight, J. Mod. Opt. **45**, (1998) (to be published).
- [22] S. Menon and G.S. Agarwal, Phys. Rev. A **57** 4014 (1998).
- [23] P. Zhou and S. Swain, Phys. Rev. Lett. **78**, 832 (1997).
- [24] U. Fano, Phys. Rev. **124**, 1866 (1961).
- [25] P.E. Coleman and P.L. Knight, J. Phys. B **14**, 2139 (1981).
- [26] D. Agassi, Phys. Rev. A **30**, 2449 (1984).
- [27] C. Cohen-Tannoudji and S. Reynaud, in *Multiphoton Processes*, ed. by J.H. Eberly and P. Lambropoulos (Wiley, New York, 1978).
- [28] B.W. Shore, *The Theory of Coherent Atomic Excitation Vol. 1 & 2* (Wiley Interscience, New York, 1990) and references therein.
- [29] H.-R. Xia, C.-Y. Ye and S.-Y. Zhu, Phys. Rev. Lett. **77**, 1032 (1996).
- [30] J. Faist, F. Capasso, C. Sirtori, K.W. West and L.N. Pfeiffer, Nature **390**, 589 (1997).
- [31] H. Schmidt, K.L. Campman, A.C. Gossard and A. Imamoglu, Appl. Phys. Lett. **70**, 3455 (1997).

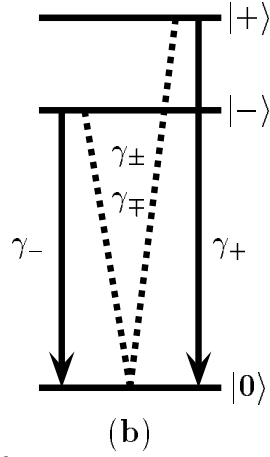
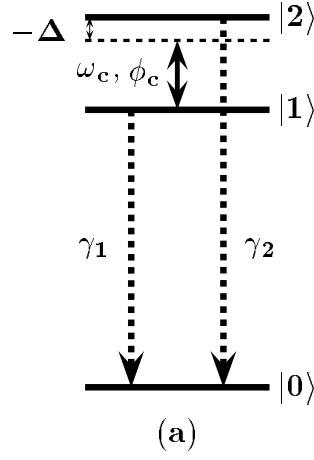


FIG. 1. The system under consideration: (a) bare states representation: The two excited states $|1\rangle$, $|2\rangle$ are coupled by a microwave field with frequency ω_c and phase ϕ_c and both decay spontaneously to a common ground state $|0\rangle$. (b) dressed states representation with dressed decay rates to the ground state γ_+ and γ_- (solid lines) and relaxation among the dressed states γ_{\mp} from $|-\rangle$ to $|+\rangle$ and γ_{\pm} in the opposite direction (dashed lines), which arises from a coupling of the transitions of both dressed states to the ground state.

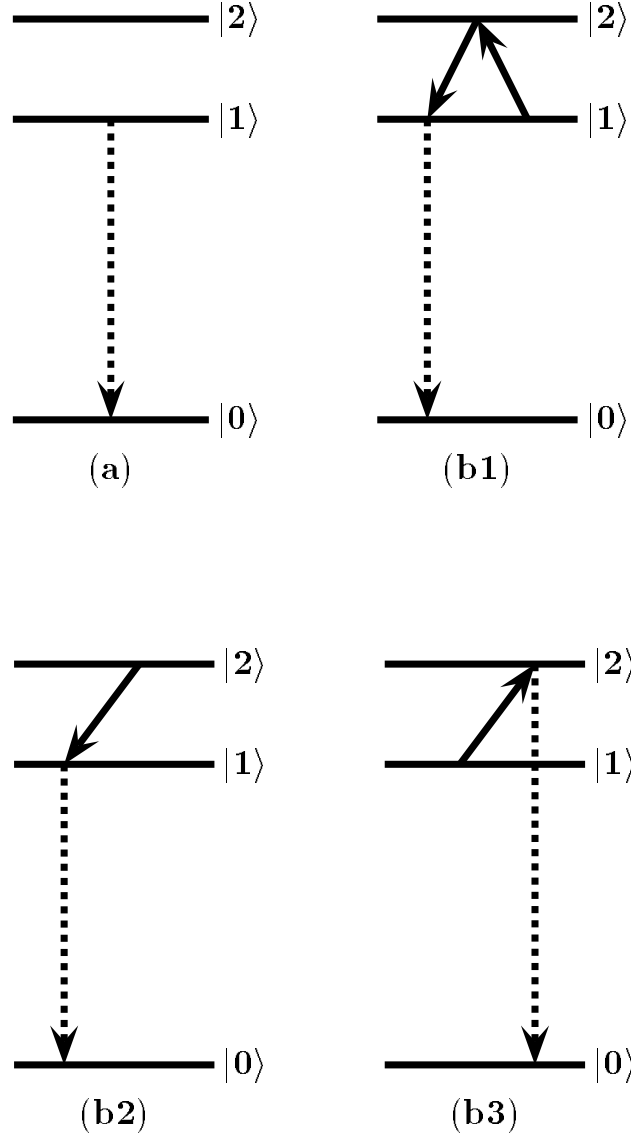


FIG. 2. The leading interfering paths for the decay process from e.g. the lower excited state; with solid lines we present the pathways for the driving field transitions and with dashed lines the spontaneous emission transitions. (a) Simple spontaneous decay. (b1) Phase independent combined absorptions and emissions of driving field photons via the higher excited state. (b2) Phase dependent interfering paths for initial coherent superpositions via single stimulated emission from the higher excited state prior spontaneous emission. (b3) Phase dependent single absorption of driving field photon followed by spontaneous emission from the higher excited state. In this case the paths are indistinguishable if the excited levels are closely spaced compared with the decay rates and if both dipole matrix elements coupling to the ground state are parallel.

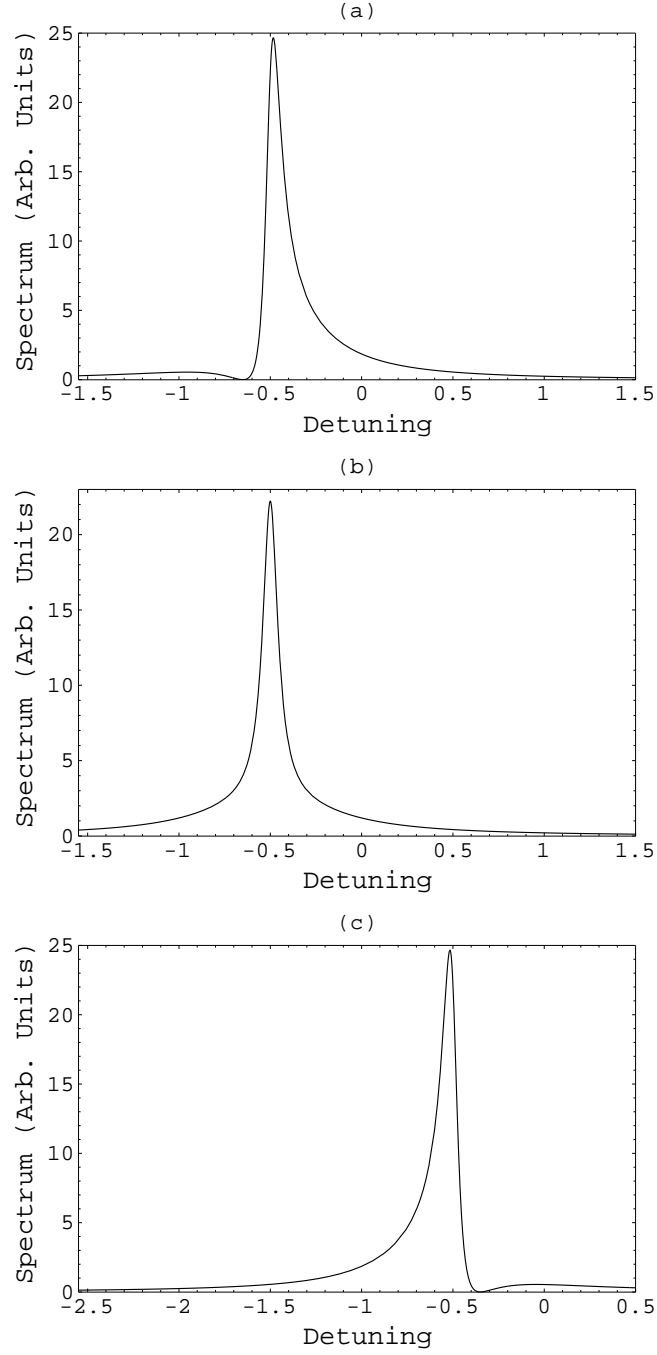


FIG. 3. The spontaneous emission spectrum $S(\delta_{\mathbf{k}})$ (in arbitrary units) for atomic parameters $\gamma_2 = 0, \theta = \pi/4, \Omega = 0.15\gamma_1, \Delta = 0$ and $\omega_{21} = \gamma_1$. In (a) $\delta\phi = 0$, (b) $\delta\phi = 0.5\pi$ and (c) $\delta\phi = \pi$. The detuning $\delta_{\mathbf{k}}$ is measured in units of γ_1 .

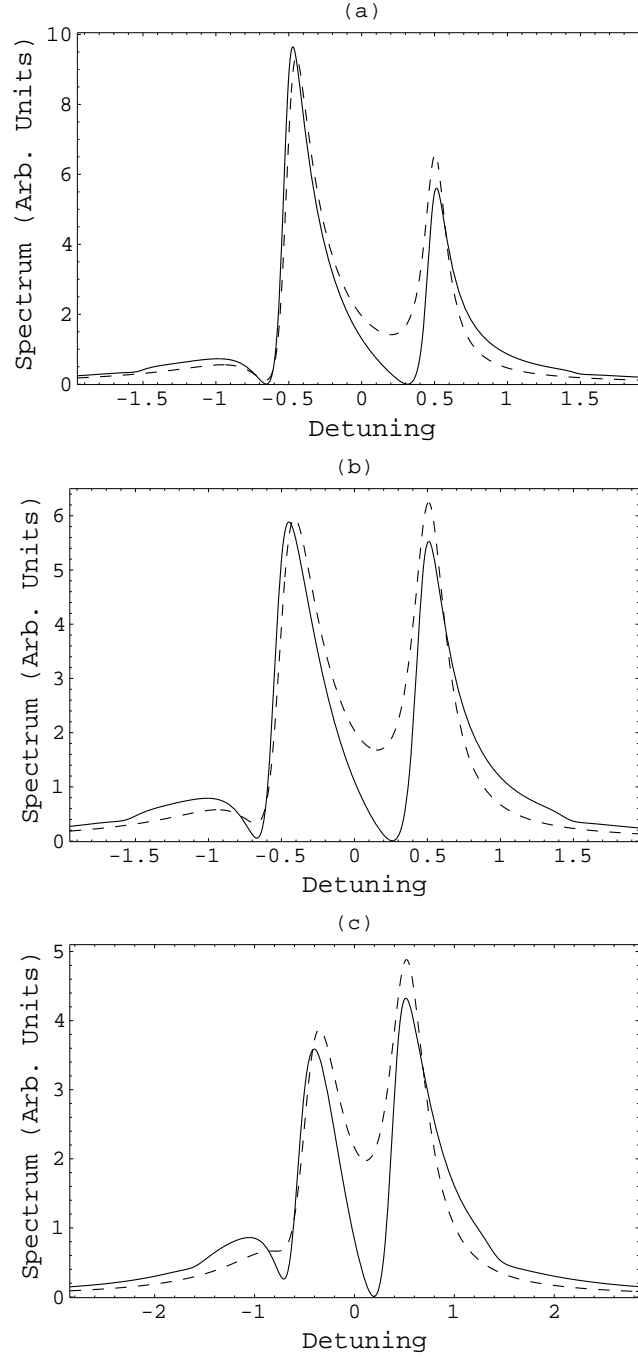


FIG. 4. The same as in figure 3(a) but for (a) $\gamma_2 = 0.075\gamma_1 = 0.5\Omega$, (b) $\gamma_2 = 0.15\gamma_1 = \Omega$ and (c) $\gamma_2 = 0.3\gamma_1 = 2\Omega$. For the dashed curve we present the results with $p = 0$ and for the solid curve the results with $p = 1$. The detuning $\delta_{\mathbf{k}}$ is measured in units of γ_1 .

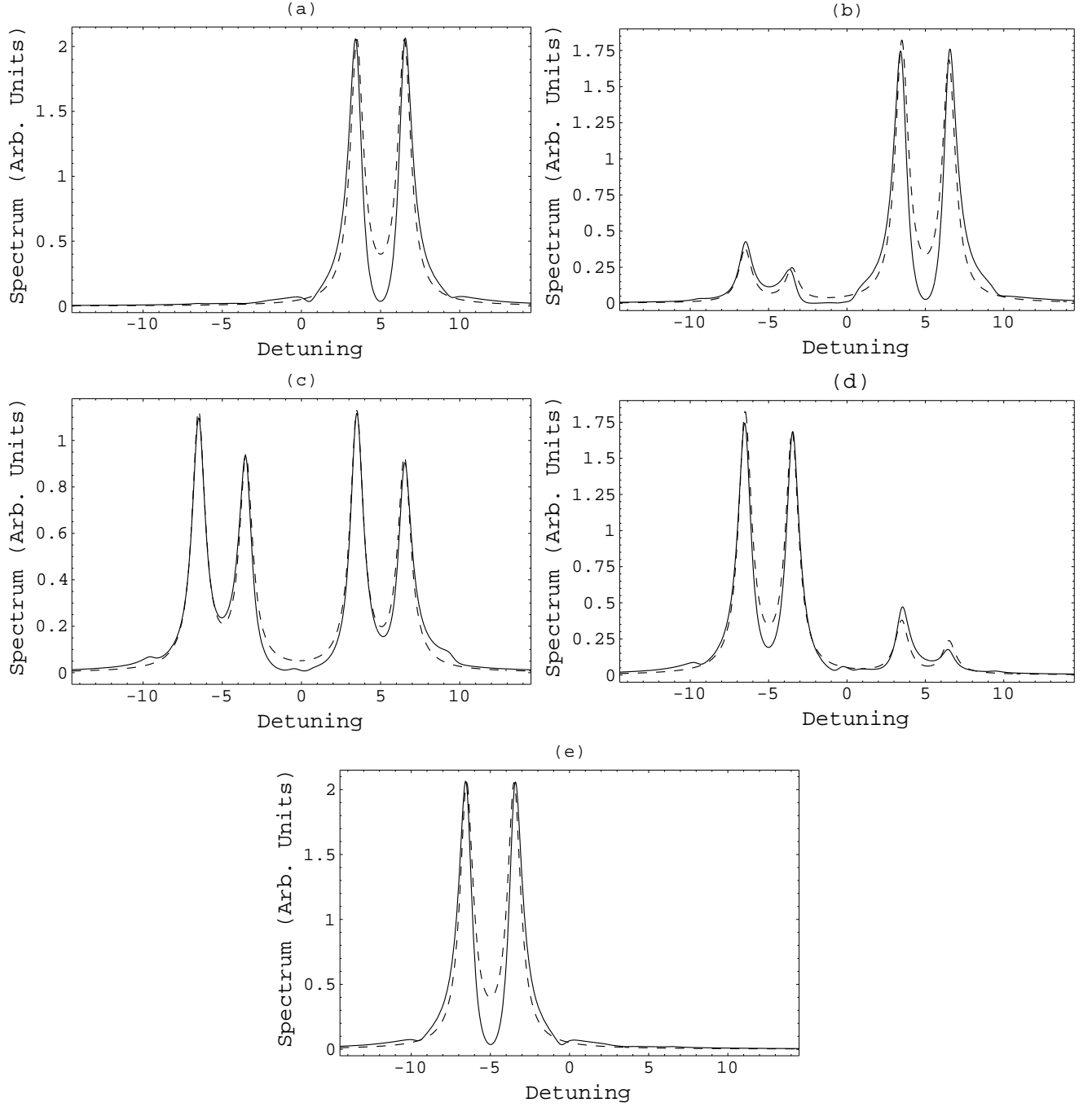


FIG. 5. The spontaneous emission spectra $S(\delta_k)$ (in arbitrary units) for atomic parameters $\gamma_2 = \gamma_1$, $\Omega = 5\gamma_1$, $\Delta = 0$ and $\omega_{21} = 3\gamma_1$. In (a) $\delta\phi = 0$, (b) $\delta\phi = 0.25\pi$, (c) $\delta\phi = 0.5\pi$, (d) $\delta\phi = 0.75\pi$ and (e) $\delta\phi = \pi$. For the dashed curve we present the results with $p = 0$ and for the solid curve the results with $p = 1$. The detuning δ_k is measured in units of γ_1 .