

# Ultra-bright source of polarization-entangled photons

Paul G. Kwiat<sup>1</sup>, Edo Waks<sup>1\*</sup>, Andrew G. White<sup>1</sup>, Ian Appelbaum<sup>1†</sup>, and Philippe H. Eberhard<sup>2</sup>

<sup>1</sup>*Physics Division, P-23, Los Alamos National Laboratory, Los Alamos, New Mexico 87545*

<sup>2</sup>*Lawrence Berkeley Laboratory, University of California, Berkeley, California 94720*

(Submitted to Phys. Rev. Lett., October 2, 1998)

Using the process of spontaneous parametric down conversion in a novel two-crystal geometry, one can generate a source of polarization-entangled photon pairs which is orders of magnitude brighter than previous sources. We have measured a high level of entanglement between photons emitted over a relatively large collection angle, and over a 10-nm bandwidth. As a demonstration of the source intensity, we obtained a 242- $\sigma$  violation of Bell's inequalities in less than three minutes.

PACS numbers: 03.65.Bz, 42.50.Dv, 03.67.-a

Entangled states of multiparticle systems are arguably the quintessential feature of quantum mechanics [1]. In addition to their central role in discussions of nonlocal quantum correlations [2,3], they form the basis of quantum information, and enable such phenomena as quantum cryptography [4], dense coding [5], teleportation [6], and quantum computation [7]. At present, the most accessible and controllable source of entanglement arises from the process of spontaneous parametric down-conversion in a nonlinear optical crystal. Here we describe a proposal for, and experimental realization of, an ultrabright source of polarization-entangled photon pairs, using *two* such nonlinear crystals [8]. Because nearly every pair of photons produced is polarization-entangled, the source is many orders of magnitude brighter than the best previous source. Also, it has the added advantage that the degree of entanglement and the purity of the state are readily tunable, heretofore impossible.

It is now well known that the photons produced via the down conversion process share nonclassical correlations [9]. In particular, when a pump photon splits into two daughter photons, conservation of energy and momentum lead to entanglements in these two continuous degrees of freedom, as has been demonstrated in various tests of Bell's inequalities [10,11]. Yet conceptually, the simplest examples of entangled states of two photons are the *polarization*-entangled "Bell states":

$$|H_1, V_2\rangle \pm |V_1, H_2\rangle ; |H_1, H_2\rangle \pm |V_1, V_2\rangle , \quad (1)$$

where  $H$  and  $V$  denote horizontal and vertical polarization, respectively, and for convenience we omit the normalization factor ( $1/\sqrt{2}$ ). For instance,  $HV - VH$  is the direct analog of the spin-singlet considered by Bell [3]. To date there have been only two methods for producing such polarization-entangled photon pairs, and each has fairly substantial limitations. The first was an atomic cascade – a two-photon decay process from one state of

zero angular momentum to another. The resulting photons *do* display nonclassical correlations (they were used in the first tests of Bell's inequalities [12,13]), but the correlations decrease if the photons are not emitted back-to-back, as is allowed by recoil of the parent atom.

This problem was circumvented with parametric down-conversion, since the emission directions of the photons are well-correlated. In several earlier experiments down-conversion photon pairs of *definite* polarization were incident on a beamsplitter, and nonclassical correlations observed for those *post-selected* events in which photons traveled to different output ports [14]. However, the photons were actually created in polarization *product*-states, and would not violate a true test of Bell's inequalities.

A source of truly polarization-entangled photons was realized using down conversion with type-II phase-matching, in which the photons are produced with (definite) orthogonal polarizations [15]. For two particular emission directions, however, the correlated photons are produced in the state  $HV + VH$ ; additional birefringent elements in one or both beams allow the formation of all four Bell states. This source has been employed to demonstrate quantum dense coding [16], teleportation [17], a post-selection-free test of Bell's inequality for energy and time variables [18], a test of Bell's inequality (for polarization variables) free of the usual rapid-switching loophole [19], and most recently, the generation of GHZ states of *three* photons [20]. Coincidence count rates of up to  $\sim 2000\text{s}^{-1}$  (for a 3-mm thick BBO crystal and a 150mW pump) have been observed with this source, while maintaining an acceptable level of entanglement.

Nevertheless, the source brightness is still very limited because the photons are polarization-entangled only along two special directions. Using a *two*-crystal geometry, we now have a source in which *all* pairs of a given color are entangled, and we expect that this should extend to most, if not all, of the spectral down conversion output, i.e., to cones corresponding to different colors. In Figure 1a we show two adjacent, relatively thin, nonlinear crystals, which are operated with type-I phase-matching. The identically-cut crystals are oriented with their optic axes aligned in perpendicular planes, i.e., the first (second) crystal's optic axis and the pump beam define the vertical (horizontal) plane. Consider now a vertically polarized pump beam. Due to the type-I coupling, down-conversion will only occur in crystal 1, where the pump is extraordinary polarized – the resulting down-conversion light cones will be horizontally polarized. Similarly, with

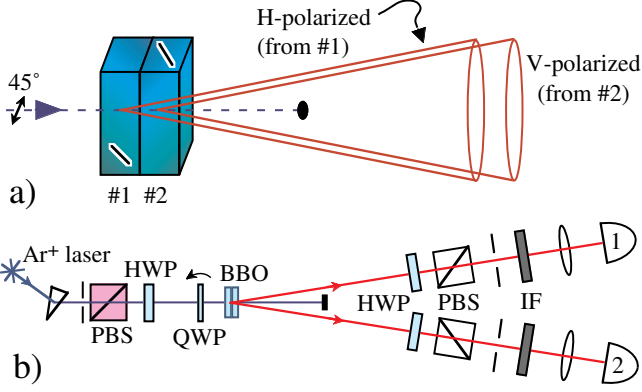


FIG. 1. a) Method to produce polarization-entangled photons from two identical down-conversion crystals, oriented at  $90^\circ$  with respect to each other, i.e., the optic axis of the first (second) lies in the vertical (horizontal) plane. b) Experimental setup (top view, not to scale) to pump and characterize the source; see text for details.

a horizontally-polarized pump, down-conversion will only occur in the second crystal, producing otherwise identical cones of vertically-polarized photon pairs. A  $45^\circ$ -polarized pump photon will be equally likely to down-convert in either crystal (neglecting losses from passing through the first), and these two possible down-conversion processes are *coherent* with one another, as long as the emitted spatial modes for a given pair of photons are indistinguishable for the two crystals [21]. Consequently, the photons will automatically be created in the state  $HH + e^{i\phi}VV$ .  $\phi$  is determined by the details of the phase-matching and the crystal thickness, but can be adjusted by tilting the BBO crystals themselves (but this changes the cones' opening angles), by imposing a birefringent phase shift on one of the output beams, or by controlling the relative phase between the horizontal and vertical components of the *pump* light.

Figure 1b shows the experimental setup used to produce and characterize the correlated photons. The  $\sim 2\text{mm}$ -diameter pump beam at  $351.1\text{nm}$  was produced by an  $\text{Ar}^+$  laser, and directed to the two crystals after passing through: a dispersion prism to remove unwanted background laser fluorescence; a polarizing beamsplitter (PBS) to give a pure polarization state; a rotatable half waveplate (HWP) to adjust the angle of the linear polarization; and a second, tiltable waveplate whose optic axis was oriented vertically, to adjust  $\phi$ . The nonlinear crystals themselves were BBO ( $8.0 \times 8.0 \times 0.59\text{ mm}$ ), optic axis cut at  $\theta_{pm} = 33.9^\circ$ . For this cut the degenerate-frequency photons at  $702\text{nm}$  are emitted into a cone of half-opening angle  $3.0^\circ$ . For most of the data presented here, interference filters (IF) centered at  $702\text{nm}$  (FWHM  $\approx 5\text{nm}$ ) were used to reduce background and select only these (nearly-)degenerate photons; the maximum transmission of these filters was  $\sim 65\%$ .

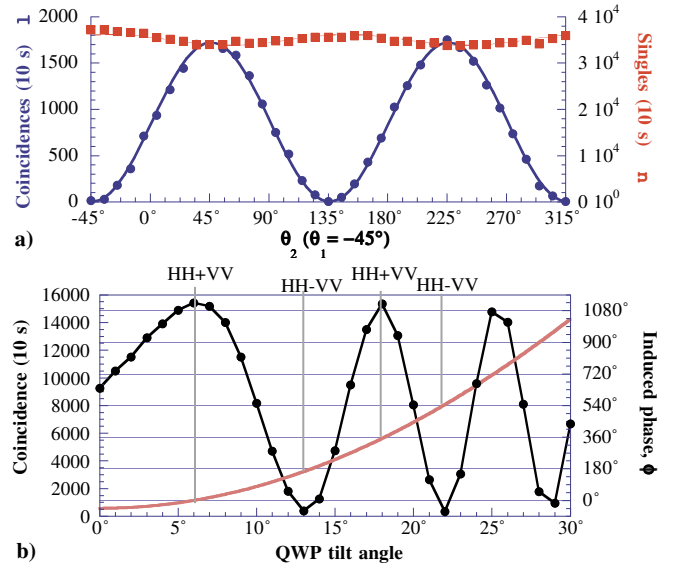


FIG. 2. a) Measurements of the polarization entanglement. The polarization analysis of photon 2 was varied, while that of photon 1 was at  $-45^\circ$ . The rate at detector 2 (squares, right axis) is essentially constant, i.e., the photons are individually nearly unpolarized, while the coincidence rate (circles, left axis) displays the expected quantum mechanical correlations. The solid curve is a best fit, with visibility  $V = 99.7 \pm 1.0\%$ . b) Coincidences as the relative phase  $\phi$  was varied by tilting the waveplate just before the crystal; both photons were analyzed at  $45^\circ$ . The solid curve is the calculated phase shift for our  $2\text{-mm}$  thick zero-order quartz quarter waveplate, adjusted for the residual phase shift from the BBO crystals themselves.

The polarization correlations were measured using adjustable polarization analyzers, each consisting of a PBS preceded by an adjustable HWP (for  $702\text{nm}$ ). After passing through adjustable irises, the light was collected using  $35\text{mm}$ -focal length doublet lenses, and directed onto single-photon detectors. These were silicon avalanche photodiodes (EG&G #SPCM's), with efficiencies of  $\sim 65\%$  and dark count rates of order  $100\text{s}^{-1}$ . The outputs of the detectors were recorded directly ("singles") and in coincidence, using a time to amplitude convertor and single-channel analyzer. A time window of  $7\text{ ns}$  was found sufficient to capture the true coincidences. Typical "accidental" coincidence rates were negligible ( $< 1\text{s}^{-1}$ ).

In Figure 2a we show data demonstrating the high degree of polarization-entanglement achievable with our source. The state was set to  $HH - VV$ ; the polarization analyzer in path 1 was set to  $-45^\circ$ , and the other was varied by rotating the HWP in path 2. As expected, the coincidence rate displayed sinusoidal fringes with nearly perfect visibility ( $V = 99.7 \pm 1.0\%$ ), while the singles rate was much flatter ( $V < 4.0\%$ ) [22]. The collection irises for this data were both  $1.76\text{ mm}$  in diameter.

To experimentally verify that we could set  $\phi$  by changing the ellipticity of the pump light, the quarter waveplate (at  $351\text{nm}$ ) before the crystals was tilted about its

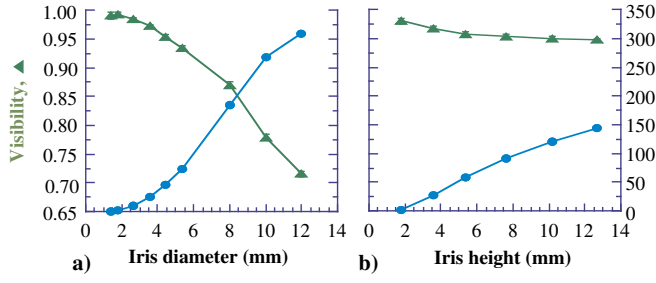


FIG. 3. Plots of the fringe visibility (triangles, left axis) and normalized coincidence count rate (circles, right axis) for the state  $HH - VV$ , versus a) the diameter of circular collection irises; and b) the vertical opening of apertures with fixed horizontal width 3.5 mm.

optic axis (oriented vertically), thereby varying the relative phase between horizontal and vertical polarization components [23]. Figure 2b shows the coincidence rate with both analyzers at  $45^\circ$ . For  $\phi = 0, \pi$ , the states  $HH \pm VV$  are produced. Just as with the previous type-II source [15], the other two Bell states  $HV \pm VH$  may be prepared simply by inserting a half waveplate in one of the arms to exchange  $H$  and  $V$  polarization.

To characterize the robustness and brightness of this source, the visibility was measured as a function of the size of the collection apertures, located 1 m from the BBO crystals. Two sets of data were taken. In the first (Fig. 3a), circular irises were used. We see that the visibility decreases somewhat as the iris size increases, but that the coincidence rate (normalized by the input pump power) increases. In the second set of measurements (Fig. 3b), a vertical slit of width 3.5 mm was added before each detector, and the vertical dimension of the aperture was again varied using the iris size; hence, we essentially looked at a larger portion of the same cone. Here we see that the visibility stays essentially constant at  $\sim 95\%$ , while the coincidence rate increases. At the maximum opening (limited by our collection lens), we observed over 140 coincidences per second per milliwatt of pump power. For 150-mW pump power, this implies a coincidence rate of  $21,000\text{s}^{-1}$ , a factor of 10 increase over the previous type-II source (which used a BBO crystal 2.5 times longer) [15]. Note that with this iris size we have still only accessed about 8% of the down-conversion cone. Given the symmetry of the arrangement, we expect strong entanglement over the entire cone, implying a total polarization-entangled pair production rate (over the 5-nm bandwidth) of about  $10,000\text{ s}^{-1}\text{mW}^{-1}$ , where we have divided out the filter transmissions and detector efficiencies.

As a final demonstration of the source, a measurement of Bell's inequality was performed with the 5-nm interference filters replaced by 10nm-wide filters (centered at 702nm), the UV pump power was increased to 60mW, and the irises set at  $3.5 \times 12.7$  mm. The coincidence rates were recorded for 16 combinations of analyzer settings

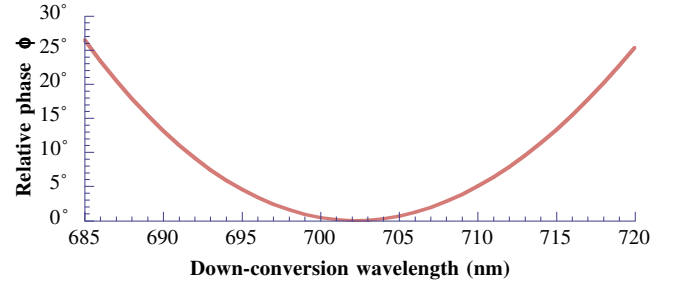


FIG. 4. A calculation of the relative phase  $\phi$ , as a function of the wavelength of one of the down-conversion photons. An overall phase offset has been suppressed for clarity.

$[\theta_1 = 0, 90^\circ, -45^\circ, 45^\circ; \theta_2 = -22.5^\circ, 67.5^\circ, 22.5^\circ, 112.5^\circ]$ . Following [13], these may be combined to yield a value for the parameter  $S = 2.7007 \pm 0.0029$ , where according to any local realistic theory  $|S| \leq 2$  (and the maximum according to quantum mechanics is  $2\sqrt{2}$ ). Due to the very high coincidence count rates obtained for this measurement, over  $10,000\text{s}^{-1}$ , the necessary statistics for this  $242\text{-}\sigma$  violation were obtained in only 160 s!

We have thus far only considered photons belonging to a single cone of colors, though the arguments given above should apply to every such cone, even when the down-converted photons have non-degenerate frequencies. However, due to dispersion in the nonlinear crystals, the relative phase  $\phi$  will in general depend on the particular wavelength pairs being considered [24]. In Fig. 4 we show the results of a numerical calculation of  $\phi$  (modulo  $360^\circ$ ), as a function of the wavelength of one of the down-conversion photons, for our particular crystal type, cut, and dimensions. If one desires all detected down-conversion photons to be described by essentially the *same* polarization-entangled state, the bandwidth of acceptance needs to be restricted, or the crystal thicknesses reduced [25]. We see that an acceptable range of phase variation ( $\phi \leq 26^\circ$ , the value for which fringe visibility  $V = \cos \phi \simeq 0.9$ ) is maintained for a bandwidth of 30 nm, assuming no other visibility-degrading effect comes into play. Scaling our earlier 5-nm bandwidth result, we thus expect a total output over the entire cones making up this bandwidth of  $\sim 60,000\text{s}^{-1}\text{mW}^{-1}$ .

Another remarkable feature of this source is that it may be used to produce “non-maximally entangled” states, i.e., states of the form  $HH + \epsilon VV$ ,  $|\epsilon| \neq 1$ , simply by rotating the pump polarization – for a pump polarized at angle  $\theta$  to the vertical,  $\epsilon = \tan \theta$  [26]. Such states have been shown to be useful in reducing the required detector efficiencies in loophole-free tests of Bell's inequalities [27]. They are also central to certain *gedanken* experiments demonstrating the nonlocality of quantum mechanics *without* the need for inequalities [28], and enlarge the accessible Hilbert space of quantum states. To our knowledge, this source is the first one to enable preparation of such states, at *any* rate of production [29].

Moreover, we also have the capability to pro-

duce arbitrary (partially-) mixed states of the type  $\cos^2\theta|H_1, H_2\rangle\langle H_2, H_1| + \sin^2\theta|V_1, V_2\rangle\langle V_2, V_1|$ . We need only impose on the pump beam a polarization-dependent time delay which is greater than the pump coherence time (for mixed states) or comparable to it (for partially-mixed states). We recently realized such an effect using an unbalanced Mach-Zehnder interferometer with polarizing beamsplitters to produce a tunable (partially-) mixed state of polarization of single photons [30].

Finally, as indicated earlier, the down-conversion photon pairs are automatically entangled in energy and momentum as well. Hence, for our two-crystal scheme, the photons are actually simultaneously entangled in *all* degrees of freedom; we call such a state “hyper-entangled” [31], and it has been previously shown that such states may benefit certain experiments in quantum information [18,32]. A more complete discussion of the production and characterization of these general quantum states (non-maximally entangled, mixed and partially-mixed, and hyper-entangled) will be presented elsewhere.

In summary, using spontaneous down-conversion in a very simple two-crystal geometry, we have demonstrated a tunable source of polarization-entangled photon pairs. Because the entanglement exists over the entire cones of emitted light, instead of only along particular directions, this source is orders of magnitude brighter than previous ones, as highlighted by the tremendous violation of a Bell inequality in only a matter of minutes. The degree of entanglement is controllable, as should be the purity of the quantum mechanical state, allowing one to investigate the entire Hilbert space of the two particles. Due to its simplicity and robustness, we believe this source may benefit many of the ongoing pursuits using correlated photons pairs, and we anticipate that it will even permit the inclusion of tests of nonlocality as a standard experiment in undergraduate physics labs.

Current addresses: \* Ginzton Laboratory, Stanford Univ., Stanford, CA 94305; † Physics Dept., M.I.T., Cambridge, MA 02139

- 
- [1] E. Schrödinger, Proc. Camb. Phil. Soc. **31**, 555 (1935).
  - [2] A. Einstein, B. Podolsky, and N. Rosen, Phys. Rev. A **47**, 777 (1935).
  - [3] J. S. Bell, Physics 1, 195 (1964).
  - [4] A. K. Ekert, Phys. Rev. Lett. **67**, 661 (1991); A. K. Ekert *et al.*, *ibid.* **69**, 1293 (1992).
  - [5] C. Bennett and S. J. Wiesner, Phys. Rev. Lett. **69**, 2881 (1992).
  - [6] C. Bennett *et al.*, Phys. Rev. Lett. **70**, 1895 (1993).
  - [7] Special issue of the Proc. Royal Soc. London, Series A-Math, Phys. & Eng. Sci., **454** (#1969), Jan. 8, 1998.
  - [8] P. G. Kwiat and A. G. White, 1998 OSA Technical Digest **7**, 144 (for IQEC '98, San Francisco, CA).
  - [9] A. E. Steinberg, P. G. Kwiat, and R. Y. Chiao, *Atomic, Molecular and Optical Physics Handbook*, Ch. 77, ed. G. Drake (AIP Press, New York, 1996), p. 901.
  - [10] J. D. Franson, Phys. Rev. Lett. **62**, 2205 (1989); J. Brendel, E. Mohler, and W. Martienssen, Europhys. Lett. **20**, 575 (1992); P. G. Kwiat, A. E. Steinberg, and R. Y. Chiao, Phys. Rev. A **47**, R2472 (1993).
  - [11] J. G. Rarity and P. R. Tapster, Phys. Rev. Lett. **64**, 2495 (1990).
  - [12] S. J. Freedman and J. F. Clauser, Phys. Rev. Lett. **28**, 938 (1972); J. F. Clauser and A. Shimony, Rep. Prog. Phys. **41**, 1881 (1978).
  - [13] A. Aspect, P. Grangier, and G. Roger, Phys. Rev. Lett. **49**, 91 (1982).
  - [14] Z. Y. Ou and L. Mandel, Phys. Rev. Lett. **61**, 50 (1988); Y. H. Shih and C. O. Alley, *ibid.*, p. 2921; T. E. Kiess *et al.*, *ibid.* **71**, 3893 (1993).
  - [15] P. G. Kwiat *et al.*, Phys. Rev. Lett. **75**, 4337 (1995).
  - [16] K. Mattle *et al.*, Phys. Rev. Lett. **76**, 4656 (1996).
  - [17] D. Bouwmeester *et al.*, Nature **390** 575 (1997); D. Boschi *et al.*, Phys. Rev. Lett. **80**, 1121 (1998).
  - [18] D. V. Strekalov *et al.*, Phys. Rev. A **54**, R1 (1996).
  - [19] G. Weihs *et al.*, to appear (1998).
  - [20] D. Boumeister *et al.*, to appear (1998).
  - [21] Based on a simple geometrical argument, the spatial overlap will be high as long as  $\theta_{dc}L/D \ll 1$ , with cone opening angle  $\theta_{dc}$ , crystal thickness  $L$ , and pump beam diameter  $D$ . Similar arguments describe the effect of transverse walkoff in the crystal, when  $\theta_{dc}$  is replaced by the walkoff angle  $\rho$  (typically  $\approx 4^\circ$ ).
  - [22] Unfortunately, there was an unexpectedly large amount of background fluorescence from the BBO crystals, nearly one third as high as our true singles rate. This is due to the unusually high crystal absorptivity ( $\sim 3\%$ ), and should be avoidable in the future. Some of the singles rate net polarization may be due to this background.
  - [23] We used a zero-order waveplate, consisting of two perpendicularly-oriented multi-order quartz plates; contrary to popular belief, this combination does *not* have reduced tilt-sensitivity [see P. D. Hale and G. W. Day, Appl. Opt. **27**, 5146 (1988)].
  - [24] Even for a single cone, there is an additional dependence of  $\phi$  on the *azimuthal* angle of production, since the photons produced in crystal 1 are extraordinarily-polarized in crystal 2, and the refractive index then depends on direction; however, for us the total azimuthal variation in  $\phi$  was negligible ( $0.017^\circ$ ). It could in any event be eliminated entirely by adding an extra compensation crystal identical in size and orientation to crystal 2 [8].
  - [25] One could possibly correct for the phase variation with a specially-designed birefringent lens after the source.
  - [26] In fact, we used this in our measurements to “fine tune” the down-conversion rates from the two crystals.
  - [27] P. H. Eberhard, Phys. Rev. A **47**, R747 (1993); A. Garuccio, Phys. Rev. A **52**, 2535 (1995).
  - [28] L. Hardy, Phys. Rev. Lett. **71**, 1665 (1993).
  - [29] Related results have been reported [J. R. Torgerson *et al.*, Phys. Lett. A **204**, 323 (1995); G. Digiuseppe, F. Demartini, and D. Boschi, Phys. Rev. A **56**, 176 (1997)], but required *post-selecting* the data.
  - [30] P. D. D. Schwindt, P. G. Kwiat, and B.-G. Englert, submitted to Nature.
  - [31] P. G. Kwiat, J. Mod. Opt. **44**, 2173 (1997).
  - [32] P. G. Kwiat and H. Weinfurter, Phys. Rev. A **58**, R2623 (1998).