

# **A Study of Parallel Self-Organizing Map**

Li Weigang

Department of Computer Science - CIC

University of Brasilia – UnB,

C.P. 4466, CEP: 70919-970, Brasilia – DF, Brazil

E-mail: weigang@cic.unb.br

## **ABSTRACT**

A new Self-Organizing Map is proposed for information parallel processing purpose. In this model, Parallel-SOM, there are two separate layers of neurons connected together. The number of neurons in both layer and connections between them is equal to the number of total elements of input signals. The weight updating is managed through a sequence of operations among some unitary transformation and operation matrixes. So the conventional repeated learning procedure is modified to learn just once. This research presents an algorithm developed to realize this new learning method. With a typical classification example, the performance of Parallel-SOM demonstrated convergence results similar to Kohonen's model. Theoretic analysis and proofs also show some interesting properties of Parallel-SOM. As the paper pointed out, in classical computation sense, the contribution of such a network may not be so significant. But its parallel mode may be interesting for quantum computation.

**Keywords:** Artificial neural networks, competitive learning, parallel computing, quantum computing, Self-Organizing Map.

## **1. Introduction**

"Once saw, never forgotten" is a sentence which used to describe a human sense and learning sequence. For example, a boy glanced at a lovely girl in a party. On his way home, girl's face appears again and again during his thinking. This is a distinct feature of the human brain. Generally speaking, the brain is organized in many places in such a way that different sensory inputs are represented by topologically ordered computational

maps. [Hay94]. In the field of artificial neural networks (ANN), this sequence is called pattern reorganization. The boy learned the girl's image just once and recognized it latter. Some kinds of artificial neural networks can simulate this sequence by repeated learning. Among the architectures and algorithms suggested for ANN, the SOM has the special property of effectively creating spatially organized 'internal representations' [Koh90]. Kohonen is attempting to construct an artificial system, SOM, that can show the same behavior as boy's experience through various learning. Following Kohonen's principle of topographic map formation, the spatial location of an output neuron in the topographic map corresponds to a particular domain or feature of the input data [Koh90]. In application, SOM has been particularly successful in various pattern recognition tasks. As mentioned by Grossberg [Gros98], the conventional learning is in terms of serial processing and this slowed down the acceptance of a sampling operation that could achieve task-dependent selectivity in a parallel processing environment. So, to simulate boy's behavior through just one time's learning, is still difficult for SOM.

Recently developed Parallel Self-Organizing Map - Parallel-SOM [Wei98] tries to show the same behavior. The von der Malsburg's SOM is reconstructed in a parallel architecture. The number of neurons in both input/output layer and connections between them is equal to the number of total elements of input signals. The weight updating is managed through a sequence of operations among some unitary transformation and operation matrixes. So the conventional repeated training procedure is modified to learn just once. It is interesting to mentioned that even in parallel processing environment, the developed weight transformation makes Parallel-SOM have the same competitive learning ability and convergence property as the conventional SOM. Some other parallel implementations of SOM have been discussed [Hyo97, Man90, Ope96, Sch97, Wu91]. The manner of the learning and structure of map are different comparing the proposed model.

In classical computing, Parallel-SOM is even less efficient than SOM. This is because the extra competitive operations and weight transformations of the new model [Wei98]. On the other hand, putting every data point of input pattern as a neuron of layer is almost

impossible. Suppose there are signals  $\mathbf{x}$  ( $x(i) \in \mathbf{x}, i=1,2,\dots,M$ ); one input neuron is needed using SOM, but  $M$  input neurons are needed in Parallel-SOM. In a common case  $M = 1000$ , and no any conventional computer can process Parallel-SOM with 1000 input neurons yet!

In quantum computing, the unique characteristics of quantum theory may be used to represent information with a neuron number of exponential capacity [VM98b]. Using quantum representation  $\mathbf{x}(i), i = 1, \dots, M$ , the number of neurons is exponentially reduced to  $\log_2 M$ . When  $M = 1000$ , with quantum computing, Parallel-SOM just needs 10 neurons in both input and output layer. With the parallelism of Parallel-SOM in quantum computing, the competitive operations and weight transformation will operate simultaneously [Wei98b]. Realization of a Parallel-SOM in quantum computing has motivated the development of this new model, Parallel-SOM.

Since Beniof [Ben82] and Feynman [Fey82] discovered the possibility of using quantum mechanical system for reasonable computing and Deutsch [Deu85] defined the first quantum computing model, the quantum computation have been developed as a interesting multidiscipline. Specially in recent years, the appearances of Shor's factoring algorithm [Sho94] and Grover's search algorithm [Gro96] speeded up the development in this area. As an index of quantum computation study situation, a statistical result of the numbers of e-print paper in Quantum Physics [Lan98] maintained by Los Alamos National Laboratory shows this tendency: the increase in monthly averages reaches almost 40%, and 108 papers were published only in June 1998, two times more than in June 1996. There are some selected literatures [Deu85, Sho94, Gro96, BBBV97, BV97, Pre97] which can help readers get a basic conception of quantum computation.

In the field of artificial neural networks (ANN), some pioneers introduced quantum computation into analog discussion, quantum associative memory, parallel learning and empirical analysis [Chr95, MN95, Zar95, BNSS96, MM96, Pru96 VM97, VM98a]. These researches constructed the base for further study of quantum computation in

artificial neural networks, specially Vantura and Martinez's quantum associative memory, who (QuAM) attracted more attention from the community [VM98b].

When comparing the quantum computation with artificial neural networks, one may find that it is necessary to modify the structure and learning manner of ANN to combine quantum parallelism. So the main purpose of this paper is to study new structure and learning algorithm of Self-Organizing Map (SOM). The paper firstly reviews the SOM and competitive learning law, specially Kohonen's model. With the modification of Willshaw-von der Malsburg's network [von der Malsburg90], a parallel Self-Organizing Map (Parallel-SOM) and its competitive learning algorithm are described in section 3. Using a typical classification example in section 4, the performance of Parallel-SOM demonstrated convergence results similar to Kohonen's model. More theoretic analysis and proofs are shown in section 5. Some interesting aspects of Parallel-SOM are studied including once learning mechanism, weight transformation, convergence of Parallel-SOM, equiprobability, input signals with multidimension, and stop condition. To show the perspective of Parallel-SOM in quantum computation, a simple prototype of quantum Self-Organizing Map (QuSOM) is introduced in section 6. Finally, a comparison between SOM and Parallel-SOM is summarized in the last section of this paper.

## **2. Kohonen's model and learning algorithm**

Kohonen's model is particularly interesting for understanding and modeling cortical maps in the brain. The main objective of SOM is to transform an incoming signal pattern of arbitrary dimension into a one or two-dimension discrete map [Hay94]. This transformation is performed adaptively in a topological order fashion. A typical Kohonen's model consists of one presynaptic neuron and two-dimensional array of postsynaptic neurons. Its structure is shown in Figure 1. The input vector represents the set of input signals:  $\mathbf{x} = [x(1), x(2), \dots, x(M)]'$ . The synaptic weight vector of neuron  $j$  is denoted by:  $\mathbf{w}_j = [w_j(1), w_j(2), \dots, w_j(M)]'$ ,  $j=1,2,\dots,M$ .

There are four basic steps involved in Kohonen's competitive learning algorithm: initialization, sampling, similarity and updating. They are summarized by Kohonen [Hay94, Koh90] as follows:

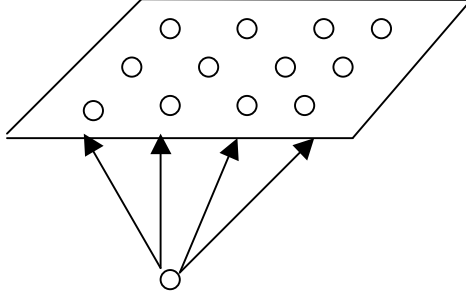


Fig. 1. Kohonen's SOM

- 1) *Initialization*. Choose random values for the initial weight vectors  $\mathbf{w}_j(0)$ . The only restriction here is that the  $\mathbf{w}_j(0)$  must be different for  $j=1,2,\dots,M$ , where  $M$  is the number of neurons in the output layer. It may be desirable to keep small the magnitude of the weight.
- 2) *Sampling*. Draw a current training time sample  $\mathbf{x}(t)$ ,  $t = 1, 2, \dots, T$ , from the input distribution with a certain probability; The vector  $\mathbf{x}$  ( $x(i) \in \mathbf{x}$ ,  $i = 1, 2, \dots, M$ ), represents the sensory signal. Usually, for  $T > M$ , it depends on the requirement of the training precision.
- 3) *Similarity matching*. Find the best-matching (winning) neuron  $I_c(\mathbf{x})$  at time  $t$ , using the minimum-distance Euclidean criterion:

$$I_c(\mathbf{x}(t)) = \min_j d_j(t) = \min_j \|\mathbf{x}(t) - \mathbf{w}_j(t)\|, \quad j = 1, 2, \dots, M. \quad (1)$$

- 4) *Updating*. Adjust the synaptic weight vectors of all neurons, using the update formula:

$$\begin{aligned} \mathbf{w}_j(t+1) &= \mathbf{w}_j(t) + \eta(t)[\mathbf{x}(t) - \mathbf{w}_j(t)], \quad j \in \Lambda_{I_c(\mathbf{x})}(t) \\ \mathbf{w}_j(t+1) &= \mathbf{w}_j(t), \quad \text{otherwise} \end{aligned} \quad (2)$$

where  $\eta(t)$  is the learning-rate parameter, and  $\Lambda_{I_c(\mathbf{x})}(t)$  is the neighborhood function centered around the winning neuron  $I_c(\mathbf{x})$ ; both  $\eta_o$  and  $\Lambda_o$  vary dynamically during learning for best results. For simplicity,  $\eta(t) = \eta_o[1.0 - t/T]$  and  $\Lambda_{I_c(\mathbf{x})}(t) = \Lambda_o[1.0 - t/T]$  [Day90], where  $\eta_o$  is the initial value of  $\eta(t)$  and  $\Lambda_o$  is the initial value of  $\Lambda_{I_c(\mathbf{x})}(t)$ .

In step 3, to find the best-matching (winning) neuron  $I_c(\mathbf{x})$  at time  $t$ ,  $O(M-1)$  comparisons are needed. In step 4, to get a stable  $\mathbf{w}_j(t)$ , the training iteration may take

$O(T)$  times depending on the input distribution of  $x(i)$ , in many cases  $T > M$ . This means that the step 2 will take  $\Omega(T*(M-1))$  times.

### 3. Parallel Self-Organizing Map and learning algorithm

The structure of Parallel-SOM is based on the Willshaw-von der Malsburg's model [Hay94], which consists of a two-dimensional array of presynaptic neurons and a two-dimensional array of postsynaptic. Comparing with Willshaw-von der Malsburg's model, three main differences are: 1) the number of the presynaptic neurons equals the number of total elements of input vector; 2) there is just one connection between an input and output neuron; 3) the competitive learning is realized through a sequence of the matrix multiplication which is a facility for parallel processing; The structure of proposed SOM is shown in Figure 2.

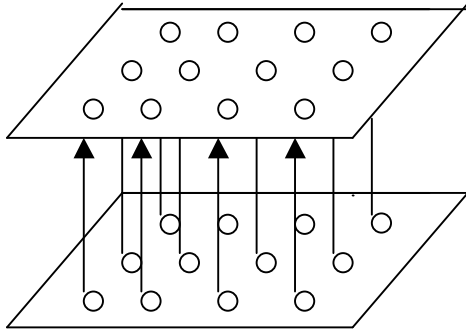


Fig. 2. The structure of Parallel-SOM

Suppose there is a signal  $\mathbf{x}' = (x(1), x(2), \dots, x(M))$ . The structure of Parallel-SOM is designed with a two-dimensional array of presynaptic neurons ( $M^{1/2} * M^{1/2}$ ) and a two-dimensional array of postsynaptic neurons ( $M^{1/2} * M^{1/2}$ ),  $\mathbf{y}' = (y(1), y(2), \dots, y(M))$ . Every neuron  $x(i)$  of input layer just have one link with the neuron  $y(i)$  of output layer with the weight  $w^t(i) \in (\mathbf{w}^t)' = (w^t(1), w^t(2), \dots, w^t(M))$ , where  $t$  is the current operation time,  $t = 0, 1, 2, \dots, T$ . At this moment,  $T$  is proposed equal  $M-1$ , usually it depends on the stop condition. The following is the main steps of Parallel-SOM's competitive learning:

- 1) *Weight Initialization.* Choose random values for the initial weight vectors  $\mathbf{w}^0$ . The only restriction here is that the  $(\mathbf{w}^0)' = (w^0(1), w^0(2), \dots, w^0(M))$  must be different for  $i=1,2,\dots,M$ . It may be desirable to keep the magnitude of the weight small.

2) *Similarity matching*. Repeat the steps 2,3,4 for  $T$  times. Let  $(\mathbf{w}^t)' = \mathbf{v}'$  (initially,  $\mathbf{w}^t = \mathbf{w}^0$ ) and calculate all

$$(\mathbf{d}^t)' = \|(\mathbf{x} - \mathbf{w}^t)'\| = (\|x(1) - w^t(1)\|, \|x(2) - w^t(2)\|, \dots, \|x(M) - w^t(M)\|) \quad (3)$$

and find the best-matching (winning) at time  $t$ , using the minimum-distance Euclidean criterion, if,

$$d^t(k) = \min \mathbf{d}^t, \quad (4)$$

where  $\mathbf{d}^t(k)$  is the minimum Euclidean distance. In this case,  $y^t(k)$ , is the winner from the competition.  $(\mathbf{y}^t)' = (y^t(1), y^t(2), \dots, y^t(k-1), y^t(k), y^t(k+1), \dots, y^t(M)) = (0, 0, \dots, 0, 1, 0, \dots, 0)$ .

3) *Updating*. Adjust the synaptic weight vectors of all neurons, using the following update formula:

$$w^{t+1}(i) = w^t(i) + \eta(t)[x(i) - w^t(i)], i \in \Lambda_k(t) \quad (5)$$

$$w^{t+1}(i) = w^t(i), \quad \text{otherwise}$$

where  $\eta(t)$  is the learning-rate parameter, and  $\Lambda_k(t)$  is the neighborhood function centered around the winning neuron  $k$ ; both  $\eta_o$  and  $\Lambda_o$  vary dynamically during the learning for best results. For simplicity,  $\eta(t) = \eta_o [1.0 - t/T]$  and  $\Lambda_k(t) = \Lambda_o [1.0 - t/T]$  [Day90], where  $\eta_o$  is the initial value of  $\eta(t)$  and  $\Lambda_o$  is the initial value of  $\Lambda_k(t)$ . The vector  $(w^{t+1}(1), w^{t+1}(2), \dots, w^{t+1}(M))$  is generated from this step.

4) *Stop condition*. Verification of the condition in equation (6), if it is certified then go to step 6. A precision vector  $\boldsymbol{\varepsilon}$ , ( $\varepsilon(i) \in \boldsymbol{\varepsilon}, i = 1, 2, \dots, M$ ), is simply defined as,  $\boldsymbol{\varepsilon}' = (\varepsilon, \varepsilon, \dots, \varepsilon)$ , where  $\varepsilon$  is a certain small value depending on the precision requirement of the problem.

$$\mathbf{w}^{t+1} - \mathbf{w}^t < \boldsymbol{\varepsilon} \quad (6)$$

5) *Reorganizing the order of vector  $\mathbf{w}$* . Multiplying the weight transformation matrix  $\mathbf{Q}$ ,  $M^{1/2} * M^{1/2}$ , with  $\mathbf{w}^{t+1}$ , where  $\mathbf{Q}$  is an unitary matrix i.e.  $\mathbf{Q}\mathbf{Q}^T = \mathbf{I}$ . Then, a new vector  $\mathbf{v}$  is:

$$\begin{aligned} \mathbf{v}' &= (\mathbf{w}^{t+1})' \mathbf{Q} \\ &= (w^{t+1}(1), w^{t+1}(2), \dots, w^{t+1}(M)) \begin{bmatrix} 0 & 0 & 0 & \dots & 0 & 0 & 1 \\ 1 & 0 & 0 & \dots & 0 & 0 & 0 \\ 0 & 1 & 0 & \dots & 0 & 0 & 0 \\ & & & \dots & & & \\ 0 & 0 & 0 & \dots & 0 & 1 & 0 \end{bmatrix} = (w^{t+1}(2), w^{t+1}(3), \dots, w^{t+1}(1))' \end{aligned} \quad (7)$$

6) *Registering*. Save the vector  $\mathbf{w}^{t+1}$  and stop.

#### 4. Classification example

In order to compare the performance of above two algorithms, a classification example is studied. The data are shown in Table 1. They are represented in Cartesian two dimension space, therefore prototypes to represent the data clusters will also be ordered by pairs [LS98].

Table 1 Cartesian two dimensional  
space data

X1	X2	Output
1.2	3.0	1
9.4	6.4	-1
2.5	2.1	1
7.9	8.4	-1

##### 4.1 Kohonen's resolution

Figure 3 shows the architecture of the Kohonen based learning network for this classification task. Two prototypes (A and B) are selected, one to represent each data cluster. The weight vector in node A is random initialized to (2,4), and in node B is to (8, 6).

Usually, Kohonen learning selects data points for analysis in random order. This paper takes the point of Table 1 in the order from top to bottom for easier comparison with other method. Table 2 shows the training results. The  $t$  in this table means the current training time.  $(d(1))^{1/2}$ ,  $(d(2))^{1/2}$  are the Euclidean distance. After four training iterations, the weight vector in node A converged to (2.05, 2.8), and in node B to (8.3, 7.3) which are also shown in Figure 4.

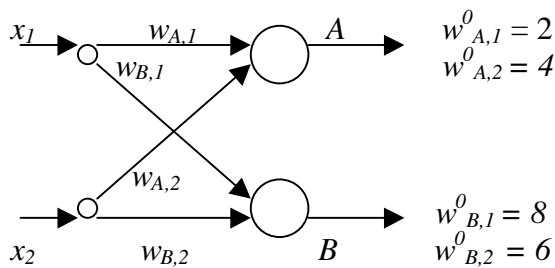


Fig. 3 Kohonen model for classification



Table 2. Training results using Kohonen's algorithm

$t$	$w_{A,1}$	$w_{A,2}$	$w_{B,1}$	$w_{B,2}$	$d(1)$	$d(2)$
0	<b>2</b>	<b>4</b>	8	6	<b>1.64</b>	55.24
1	1.6	3.5	<b>8</b>	<b>6</b>	69.25	<b>2.12</b>
2	<b>1.6</b>	<b>3.5</b>	8.7	6.2	<b>2.77</b>	55.25
3	2.05	2.8	<b>8.7</b>	<b>6.2</b>	65.58	<b>5.48</b>
4	<b>2.05</b>	<b>2.8</b>	8.3	7.3	<b>12.04</b>	122.2

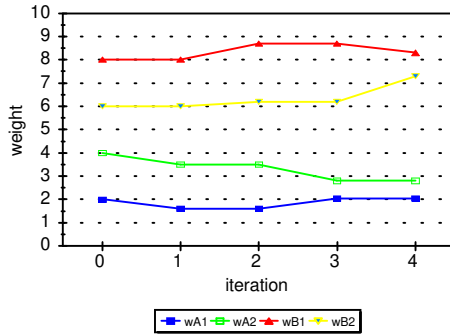


Fig. 4 The convergence of the weights using Kohonen's algorithm

#### 4.2 Parallel-SOM 's resolution

Using the proposed model for two dimension data and two prototypes classification problem, 4\*4 neurons are needed in both input and output layer. Figure 5 shows the distribution of input data, connections and the weights for each prototype. The initial weights are carefully selected in this example in order to show the sequence of the weight transformation in every competition. For example, the weights  $(w_{A11}^0, w_{A12}^0, w_{A13}^0, w_{A14}^0)$  equal  $(4, 1, 2, 3)$ . The others are also shown in Table 3.  $(d(1))^{1/2}$ ,  $(d(2))^{1/2}$  are the Euclidean distance.  $i$  in this Table means original order of weights. For example,  $(1,2,3,4)$  it means that the weight vector is in the order of  $(w_{A11}^0, w_{A12}^0, w_{A13}^0, w_{A14}^0)$ . After a  $Q$  transformation, the order is  $(2,3,4,1)$  and the weight vector is in order of  $(w_{A12}^1, w_{A13}^1, w_{A14}^1, w_{A11}^1)$ . After four times  $Q$  transformation, the weight vector in node A is converged to  $(1.73, 3.02)$ , and in node B is  $(8.3, 7.3)$ , which are also shown in Figure 6.

Comparing Figure 4 and 6, the convergence of the weights which were obtained from both models shows the same tendency. Through this example, the results demonstrated the equivalence of the two models.

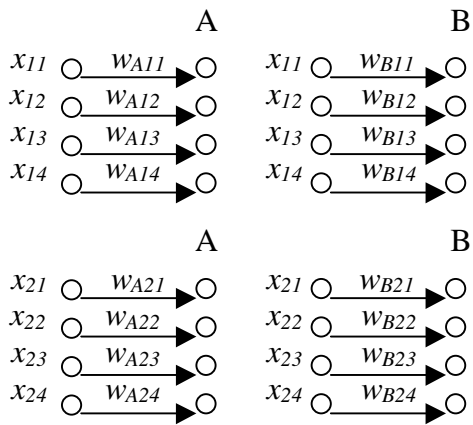


Fig. 5 Parallel-SOM model for classification

Table 3 Training results using Parallel-SOM

$i$	$w_{A,1}$	$w_{A,2}$	$w_{B,1}$	$w_{B,2}$	$d(1)$	$d(2)$
1	4	2	7	9	8.84	69.64
2	1	3	<b>8</b>	<b>6</b>	82.12	<b>2.12</b>
3	<b>2</b>	<b>4</b>	9	7	<b>3.86</b>	66.26
4	3	1	6	8	78.77	3.77
2	<b>1</b>	<b>3</b>	8.7	6.2	<b>0.04</b>	66.49
3	2.25	3.05	<b>9</b>	<b>7</b>	62.35	<b>0.52</b>
4	3	1	6	8	1.46	47.06
1	4	2	7	9	56.17	1.17
3	<b>2.25</b>	<b>3.05</b>	9.2	6.7	<b>1.11</b>	77.69
4	3	1	6	8	70.12	14.12
1	4	2	7	9	2.26	67.86
2	1.1	3	<b>8.7</b>	<b>6.2</b>	75.4	<b>5.48</b>
4	3	1	6	8	7.24	48.04
1	4	2	7	9	48.52	12.52
2	<b>1.1</b>	<b>3</b>	8.3	7.3	<b>2.77</b>	60.68
3	1.72	3.03	<b>9.2</b>	<b>6.7</b>	67.02	<b>4.58</b>
1	4	2	7	9	8.84	69.64
2	1.1	3	<b>8.3</b>	<b>7.3</b>	72.58	<b>2.02</b>
3	<b>1.73</b>	<b>3.02</b>	8.55	7.55	<b>1.46</b>	66.31
4	3	1	6	8	78.77	3.77

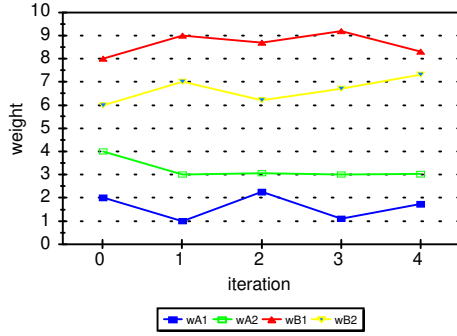


Fig. 6 Convergence of the weights using Parallel-SOM

## 5. Properties of Parallel-SOM

SOM has received much attention in the literature because the process of its organization is fundamental to the organization of the brain. Some intuitive principles of self-organization were summarized by von der Malsburg [vdM90, Hay94]:

- 1) Limitation of resources leads to competition among synapse and therefor the selection of the most vigorously growing synapses at the expense of the others.
- 2) Modifications in synaptic weights tend to cooperate.

Comparing Parallel-SOM with SOM, the developed algorithm shows the satisfaction of the above principles. The detail explanation and the main properties of Parallel-SOM are described in this section.

### 1) Once learning mechanism.

The learning mechanism of Parallel-SOM is different from SOM, but functionally equal. As the descriptions in the initial of section 3, when defining the structure of Parallel-SOM, the number of the presynaptic neurons equals the number of total elements of input vector and there is just one connection between a neuron from input and a neuron from output layer. Parallel-SOM draws total samples of  $\mathbf{x}$ , ( $x(i) \in \mathbf{x}$ ,  $i = 1, 2, \dots, M$ ), just once. The competitive and weight updating is realized through a sequence of the operations which is a facility for parallel processing; So the conventional repeated learning procedure is modified to learn just once in Parallel-SOM. From this point of view, property 1 is introduced.

**Property 1.** Parallel Self-Organizing Map (Parallel-SOM) learns input signals  $\mathbf{x}$ , ( $x(i) \in \mathbf{x}$ ,  $i = 1, 2, \dots, M$ ), just once and the weights are updated through a sequence of  $t$  times parallel operations.

The Parallel-SOM 's algorithm of section 3 can be resumed in following sequence:

Step 1, Input  $\mathbf{x}$ , i.e. Parallel-SOM learns from outside;

Step 2, One operation of competitive and updating, for  $t$  times;

2.1  $\mathbf{w}^t = \mathbf{v}$  (in first operation,  $\mathbf{w}^t = \mathbf{w}^0$ );

2.2  $\mathbf{d}^t = \|\mathbf{x} - \mathbf{w}^t\|$ ;

2.3  $d^t(k) = \min \mathbf{d}^t$ ;

2.4  $w^{t+1}(i) = w^t(i) + \eta(t)[x(i) - w^t(i)]$ ,  $i \in \Lambda_k(t)$ ;

$w^{t+1}(i) = w^t(i)$ , *otherwise*;

2.5 If  $\mathbf{w}^{t+1} - \mathbf{w}^t > \epsilon$ , go to 2.6, else go to step 3;

2.6  $\mathbf{v} = \mathbf{w}^{t+1}\mathbf{Q}$ , go to 2.1;

Step 3, Saving  $\mathbf{w}^{t+1}$  and stop.

The signals  $\mathbf{x}$  is input to system only at the beginning of the algorithm, at step 1, and the operations of competitive and weight updating are executed through step 2. The step 1 just passes through one time, so the property 1 is proved. At the same time, Parallel-SOM 's competitive weight updating sequence shows the satisfaction of the principle 1 of SOM.

## 2) Weight transformation.

By second principle of SOM, modifications in synaptic weights tend to cooperate. In Parallel-SOM, there is just one connection between neuron of input layer and neuron of output layer. Cooperation among neurons may be impossible when depending only on the map's structure. To satisfy this principle, weight transformation  $\mathbf{Q}$  is introduced in Parallel-SOM. So the object of weight transformation  $\mathbf{Q}$  is to get information from every neuron for full competition during weight updating and avoid a local minimum. This transformation will be used  $T-1$  times during the competitive and updating operations of Parallel-SOM. When using  $\mathbf{Q}$  transformation, the position of all elements of  $\mathbf{w}^t$  will be changed after every repeated multiplication. For example, the last element of  $\mathbf{w}^t$  will become the first and the others will be put one position backward. The table 4 shows the

training results of prototype B from Parallel-SOM using the data of table 1, with and without transformation. In the case of no transformation, the minimum Euclidean distance  $d_{min}$  slides down toward the direction relating to point (9.4,6.4) of table 1. In this case, any time training is no more meaning due to the local minimum. This result is also shown in figure 7: the weights of prototype A is converged to point (2.5,2.1) and the weights of prototype B is converged to point (9.4,6.4). The situation is better with the transformation  $Q$ . The table 4 gives the competitive and updating results of prototype B without local minimum using weight transformation. Information exchanging using weight transformation makes Parallel-SOM to have functionally the competitive learning ability and convergence property of the conventional SOM. These properties will be proved in the next two subsections.

Table 4. Efficiency of transformation  $Q$

$t$	With $Q$			Without $Q$		
	$w_{B,1}$	$w_{B,2}$	$d_{min}$	$w_{B,1}$	$w_{B,2}$	$d_{min}$
0	8	6	2.12	8	6	2.12
1	9	7	0.52	8.7	6.2	0.52
2	8.7	6.2	5.58	9.05	6.3	0.133
3	9.2	6.7	4.58	9.255	6.35	0.033
4	8.3	7.3	2.02	9.313	6.375	0.001

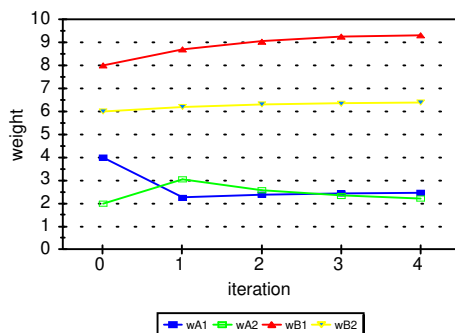


Fig. 7 The convergence of the weights using Parallel-SOM without transformation

### 3) Convergence property

Ritter and Schulten analyzed a Markovian algorithm for the formation of topologically correct feature maps proposed by Kohonen [RS88] and proved that the convergence to an

equilibrium map can be ensured by a criterion for the time depending on the learning step size. The following property 2 shows the general description of this convergence property of SOM.

Let  $X$  denote a spatially continuous input (sensory) space, the topology of which is defined by the metric relationship of the vector  $\mathbf{x} \in X$ . Let  $A$  denote a spatially discrete output space, the topology of which is endowed by arranging a set of neurons as the computation nodes of a layer. Let  $\Phi$  denote a nonlinear transformation called a feature map, which maps the input space  $X$  onto space  $A$  as shown by  $\Phi: X \rightarrow A$ . That is

**Property 2** [Hay84]. The self-organizing feature map  $\Phi$ , represented by the set of synaptic weight vectors  $\{\mathbf{w}_j \mid j=1,2,\dots,M\}$ , in the output space  $A$ , provides a good approximation to the input space  $X$ .

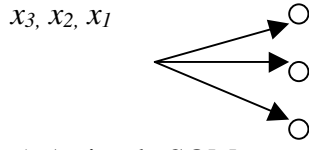
This convergence property can also be described in this form:

**Lemma 1.** For a Self-Organizing Map (SOM), after  $t$  times training, specially  $t \rightarrow \infty$ ,  $\lim_{t \rightarrow \infty} \Delta \mathbf{w}_j(t) = [\mathbf{x}(t) - \mathbf{w}_j(t)] = 0$ , then,  $\lim_{t \rightarrow \infty} (\mathbf{w}_j(t+1) - \mathbf{w}_j(t)) = 0$ .

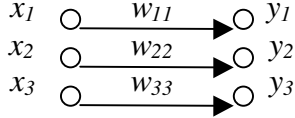
Using property 2 and lemma 1, the following description try to demonstrate the equivalence of Parallel-SOM and SOM in the sense of the convergence. That is

**Property 3.** Parallel Self-Organizing Map (Parallel-SOM) have the same convergence property as Kohonen's Self-Organizing Map (SOM).

Suppose a simple SOM as  $a)$  of figure 8 and Parallel-SOM as  $b)$  of figure 8 where  $M = 3$ , it can be easily generalized to arbitrary  $M$  situation. To verify the convergence of the map during weight updating, weights are noted  $\mathbf{w}^t(i, j)$ ,  $i, = 1, 2, \dots, M$  and  $j = 1, 2, \dots, M$ , for SOM and  $\mathbf{w}_p^t(i, j)$  for Parallel-SOM. This notation means that the weight is updated from the connection between input  $x(i)$  with output neuron  $y(j)$  at iteration  $t$ . In case of Parallel-SOM, when  $i$  is not equal  $j$  there are no connection between the input  $x(i)$  with output neuron  $y(j)$ . But the  $\mathbf{w}_p^t(i, j)$ ,  $i \neq j$  really exists due to the  $\mathbf{Q}$  transformation, it is shown in the following equation (8). Considering  $t = n * M$ ,  $n$  is a large integer number.



a) A simple SOM



b) A simple Parallel-SOM

Fig. 8 A simple a) SOM and b) Parallel-SOM

By Parallel-SOM, from equation (5) in case of b) of figure 8,

$$\begin{aligned}
 (\mathbf{w}^{t+1}_p) &= \begin{bmatrix} w^{t+1}_p(1, 1) \\ w^{t+1}_p(2, 2) \\ w^{t+1}_p(3, 3) \end{bmatrix} \\
 &= \begin{bmatrix} w^t_p(3, 1) + \eta(t)[x(1) - w^t_p(3, 1)] \\ w^t_p(1, 2) + \eta(t)[x(2) - w^t_p(1, 2)] \\ w^t_p(2, 3) + \eta(t)[x(3) - w^t_p(2, 3)] \end{bmatrix} \quad (8)
 \end{aligned}$$

It should be noted that:  $w^t_p(3, 1) = w^{t-1}_p(2, 1) + \eta(t-1)[x(3) - w^{t-1}_p(2, 1)]$ , .... All of these calculation is accordance to the weight transformation.

By SOM, from equation (2) in the case of a) of figure 8, suppose by, at  $t-1$ , the input is  $x(3)$ , and at  $t$ , the input is  $x(1)$  (remember that the order of appearance of  $x(i)$  is with a probability of  $1/3$ , so the sequence of input in this case is  $x(3)$ ,  $x(1)$ ,  $x(3)$  or  $x(2)$  or  $x(1)$  etc):

$$\begin{aligned}
 (\mathbf{w}^{t+1}) &= \begin{bmatrix} w^{t+1}(1, 1) \\ w^{t+1}(1, 2) \\ w^{t+1}(1, 3) \end{bmatrix} \\
 &= \begin{bmatrix} w^t(3, 1) + \eta(t)[x(1) - w^t(3, 1)] \\ w^t(3, 2) + \eta(t)[x(1) - w^t(3, 2)] \\ w^t(3, 3) + \eta(t)[x(1) - w^t(3, 3)] \end{bmatrix} \quad (9)
 \end{aligned}$$

When  $n$  is large enough, specially,  $n \rightarrow \infty$ ,  $t \rightarrow \infty$ , from Lemma 1,

$$\begin{aligned}
 \Delta w^{t+1}(1, 1) &= [x(1) - w^t(3, 1)], \text{ when } t \rightarrow \infty, \text{ there is} \\
 \lim_{t \rightarrow \infty} \Delta w^{t+1}(1, 1) &= 0, \text{ then, } \lim_{t \rightarrow \infty} w^{t+1}(1, 1) - w^t(3, 1) = 0.
 \end{aligned}$$

Comparing above result, there is a same situation for  $\Delta w_p^{t+1}(1, 1)$  in equation (8),

$$\Delta w_p^{t+1}(1, 1) = [x(1) - w_p^t(3, 1)], \text{ when } t \rightarrow \infty, \text{ there is}$$

$$\lim_{t \rightarrow \infty} \Delta w_p^{t+1}(1, 1) = 0, \text{ then, } \lim_{t \rightarrow \infty} w_p^{t+1}(1, 1) = w_p^t(3, 1).$$

Using the same way, the following two cases of Parallel-SOM can also be shown as the cases of SOM:

$$\lim_{t \rightarrow \infty} w_p^{t+1}(2, 2) - w_p^t(1, 2) = 0.$$

$$\lim_{t \rightarrow \infty} w_p^{t+1}(3, 3) - w_p^t(2, 3) = 0.$$

#### 4) Equiprobability and participation of competitive of input signal $\mathbf{x}$ .

When Kohonen learning selects the data points for analysis in random order with the probability density  $\rho$  is a constant, the probability of appearing  $x(i)$  ( $x(i) \in \mathbf{x}, i = 1, 2, \dots, M$ ), is  $1/M$  [Hec88]. This sequence is equivalent to get data point from  $\mathbf{x}$ , ( $x(i) \in \mathbf{x}, i = 1, 2, \dots, M$ ) once in Parallel-SOM. After the weight transformation, the opportunity of participation in competition of every input element is equiprobable. From this view point, property 4 is introduced.

**Property 4.** During the weight updating, in the sense of the participation of competition for every element of input signals  $\mathbf{x}$ , ( $x(i) \in \mathbf{x}, i = 1, 2, \dots, M$ ), Parallel Self-Organizing Map (Parallel-SOM) is equivalent to Self-Organizing Map (SOM) in case of the input distribution density  $\rho$  is a constant.

Suppose a simple SOM as *a*) of figure 8 and Parallel-SOM as *b*) of figure 8 where  $M = 3$ , it can be easily generalized arbitrary to  $M$  situation. To verify the opportunity of participation of competition of every input element  $x(i)$  during weight updating, the weight is noted  $w^t(i, j)$ ,  $i, = 1, 2, \dots, M$  and  $j = 1, 2, \dots, M$ , for SOM and  $w_p^t(i, j)$  for Parallel-SOM. This notation means that the weight is updated from the connection between the input  $x(i)$  and the output neuron  $y(j)$  at iteration  $t$ . In the case of Parallel-SOM, when  $i$  is not equal  $j$  there are no connection between the input  $x(i)$  and the output neuron  $y(j)$ . But the  $w_p^t(i, j)$ ,  $i \neq j$  really exists due to the  $\mathbf{Q}$  transformation. Considering  $t = n * M$ ,  $n$  is a large integer number.



In case of SOM, suppose the order of input of elements of  $\mathbf{x}$  is in  $x(1)$ ,  $x(2)$ ,  $x(3)$ , the Euclidean distance  $\mathbf{d}^t = \|\mathbf{x} - \mathbf{w}^t\|$  is

$$\mathbf{d}^{t+1} = \begin{bmatrix} [x(1) - w^{t+1}(1, 1)] \\ [x(1) - w^{t+1}(1, 2)] \\ [x(1) - w^{t+1}(1, 3)] \end{bmatrix} \quad (10)$$

$$\mathbf{d}^{t+2} = \begin{bmatrix} [x(2) - w^{t+2}(2, 1)] \\ [x(2) - w^{t+2}(2, 2)] \\ [x(2) - w^{t+2}(2, 3)] \end{bmatrix} \quad (11)$$

$$\mathbf{d}^{t+3} = \begin{bmatrix} [x(3) - w^{t+3}(3, 1)] \\ [x(3) - w^{t+3}(3, 2)] \\ [x(3) - w^{t+3}(3, 3)] \end{bmatrix} \quad (12)$$

From equation (10), it is observed that,  $x(1)$  appears three times and cooperates the weights of  $w^{t+1}(1, 1)$ ,  $w^{t+1}(1, 2)$  and  $w^{t+1}(1, 3)$  during the weight updating iteration of  $t+1$ . From equations (11), (12), there are similar results for  $x(2)$  and  $x(3)$ .

In case of Parallel-SOM, from equation (3), the Euclidean distance  $\mathbf{d}^t = \|\mathbf{x} - \mathbf{w}^t\|$  at  $t$  is:

$$\mathbf{d}^{t+1} = \begin{bmatrix} [x(1) - w^{t+1}_p(3, 1)] \\ [x(2) - w^{t+1}_p(1, 2)] \\ [x(3) - w^{t+1}_p(2, 3)] \end{bmatrix} \quad (13)$$

$$\mathbf{d}^{t+2} = \begin{bmatrix} [x(1) - w^{t+2}_p(3, 3)] \\ [x(2) - w^{t+2}_p(1, 1)] \\ [x(3) - w^{t+2}_p(2, 2)] \end{bmatrix} \quad (14)$$

$$\mathbf{d}^{t+3} = \begin{bmatrix} [x(1) - w^{t+3}_p(3, 2)] \\ [x(2) - w^{t+3}_p(1, 3)] \\ [x(3) - w^{t+3}_p(2, 1)] \end{bmatrix} \quad (15)$$

From equations (13), (14) and (15), it is observed that  $x(1)$  appears three times and cooperates the weights of  $w^{t+1}_p(1, 1)$ ,  $w^{t+2}_p(1, 3)$  and  $w^{t+3}_p(1, 2)$  during the weight updating iterations of  $t+1$ ,  $t+2$ , and  $t+3$ . There are similar results for  $x(2)$  and  $x(3)$  too.

From Property 2 and Lemma 1, when  $t \rightarrow \infty$ ,  $w^{t+2}_p(1, 3)$  approximately equals  $w^{t+1}_p(1, 3)$  and  $w^{t+3}_p(1, 2)$  approximately equals  $w^{t+1}_p(1, 2)$ . Then, the observation from equations

(13), (14) and (15), can be modified as the  $x(1)$  appears three times and cooperates the weights of  $w^{t+1}_p(1, 1)$ ,  $w^{t+1}_p(1, 2)$  and  $w^{t+1}_p(1, 3)$  during the weight updating iterations of  $t+1$ . These same results were observed from equation (10) in case of SOM.

For  $x(2)$  and  $x(3)$ , the same results can be observed too. This conclusion verified the equivalence of Parallel-SOM and SOM in the sense of the participation of competition for every element of input signals when the input distribution density  $\rho$  is a constant.

#### *5) Input signals with Multidimension*

Section 3 described a Parallel-SOM's algorithm just for input signals with one dimension. In case of input signals with multidimension, as example of section 4, the input signals are  $(\mathbf{x}, \mathbf{y})$ ,  $x(i) \in \mathbf{x}$  and  $y(i) \in \mathbf{y}$ ,  $i = 1, 2, \dots, M$ . The structure of Parallel-SOM will not change, but the number of neurons in both input and output layer should be  $2*M$ , for this example. For  $n$  dimensions input data, the number of neurons in both input and output layer should be  $n*M$ .

#### *6) Stop condition.*

In many cases, the input signal  $\mathbf{x}$ , ( $x(i) \in \mathbf{x}$ ,  $i = 1, 2, \dots, M$ ), has a large number of samples, i.e.  $M \gg 1$ . The weights of Parallel-SOM may be converged within a satisfied precision after some iterations of the multiplication and operations. It is not necessary to repeat  $M$  times, i.e.  $T < M$ . But in other cases,  $M$  iterations are not enough for a small set of data. The  $T > M$  times should be executed. This is the main reason to introduce the stop condition of equation (6).

### **6. Perspective of Parallel-SOM in quantum computation**

Depending on the computation environment and the application property, the parallel Self-Organizing Map may change the opinion of researchers of ANN field, in special case of Quantum Self-Organizing Map-QuSOM [Wei98]. The followings will present the general discussion on the comparison of Parallel-SOM with Kohonen's SOM.

- 1) The most interesting feature of the Parallel-SOM is its parallelism property. Quantum mechanics computer can be in a superposition of states and carry out multiple operation at the same time. Figure 9 shows a diagram which represents a high-level Quantum Self-Organizing Map gate array. The initial state of the register is on the left and time flows from left to right. Following the summarized Parallel-SOM algorithm in section 5, the  $w^t$  gate is a weight operator at  $t$ ;  $d^t$  gate is a distance operator at  $t$ ;  $d^t(k)$  is a minimum distance operator at  $t$  which is a Grover minimum searching oracle;  $w^{t+1}(k)$  is a winner weight updating operator at  $t$ ;  $v$  is a weight transformation operator at  $t$ ,  $v = (w^t)'Q$ ;  $\vartheta$  is an observable that extracts information from the register. QuSOM is developed by a sequence of the operations of some transformation and operation matrixes. All the signals are input into the map just once and the output should be converged by repeating this sequence.

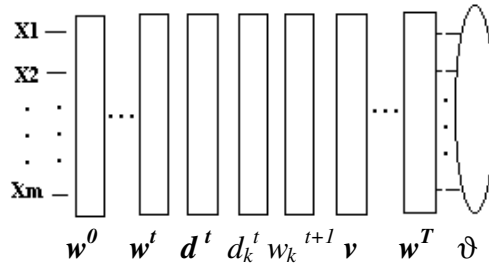


Fig. 9 A general QuSOM gate array

- 2) In the classical computation sense, to put all elements of the signals as neurons may be impossible and the operation of Parallel-SOM will also be time consuming. In the above example, there are 8 total elements of input and two prototypes, The neurons of both layers need  $4 \times 4 = 16$ . Table 5 shows the analysis of the number of the operations from the mentioned models. Fortunately, in quantum computing, this is not an important problem. The unique characteristics of quantum theory may be used to represent information with a neuron number of exponential capacity [VM98b]. For the input patterns,  $x(i)$ ,  $i = 1, \dots, M$ , using quantum representation, the neurons number is exponentially reduced to  $\log_2 M$ . According to the complexity analysis in table 5, the operations of QuSOM will just be 4 times for the weight and distance calculations. To search the minimum distance, using Grover's algorithm, the

operations will be  $M^{1/2}$  and in the case,  $M=4$ , but when  $t=4$  the total searching operation is 8.

Table 5 Number of operation analysis

Model	Weight	Distance	Comparing
SOM	16	8	4
Parallel-SOM	64	32	24
QuSOM	4	4	8

## 7. Conclusion

Table 6 shows a summary of comparison of SOM and Parallel-SOM. Therefore one can find a potential of Parallel-SOM for the future quantum computation. The future direction of the research is to combine Parallel-SOM with quantum computation to form a quantum Self-Organizing Map (QuSOM).

Table 6 Summary of SOM and Parallel-SOM

Operation or Element	SOM	Parallel-SOM
Input/Output neurons	Predefined in a certain number, limited by the capacity of computer, ex. 15*15 neurons in output layer.	Predefined in the number of total elements of input signals, for high-level computation, exponential data representation is possible, ex. $L*L$ qubit neurons for $2^L$ data in Quantum computation [Wei98].
Information processing	There are connections among all neurons of input/output layer, the influences among neurons are represented by weight. Due to the structure definition, parallel processing is impossible.	There is just one connection between a neuron from input layer and a neuron from output layer. The influence between neurons is represented by weight, then, transformed to other neurons by $Q$ matrix.
Leaning manner	Draw a current training time sample $x(t)$ , $t = 1, 2, \dots, T$ , from the input distribution with a certain probability.	Draw total $x(i)$ , $i = 1, 2, \dots, M$ , just once, the input distribution with a equiprobable.

Competitive & weight update	Every training time, competitive and weight update take place once.	Competitive & weight update are modified as a sequence of matrix multiplication, after $M$ times operations, $Q$ matrix transform information exactly to every neuron.
Operation	In classical computer, SOM is more efficient. But it's machinery do not allow the parallel computing.	In classical computer, Parallel-SOM even has more operations than SOM. But it's parallel computing property is suitable for quantum computing.
Convergence	For a static system, the weight will coverage into a certain value, specially, when $t \rightarrow \infty$ , $\lim_{t \rightarrow \infty} (w^{t+1} - w^t) = 0.$	For a static system, the weight will coverage into a certain value, this is the same case as SOM, specially, when $t \rightarrow \infty$ , $\lim_{t \rightarrow \infty} (w_p^{t+1} - w_p^t) = 0.$

### Acknowledgement

The CNPq (Conselho Nacional de Desenvolvimento Científico e Tecnológico) is supporting this research under contract no. 521442/97-4 (NV). The author also thank Dan Vantura for his valuable comments about quantum computing.

### References

- Amari, S.-I., : Mathematical foundations of neurocomputing", *Proceedings of the IEEE* 78, pp.1443-1463, 1990.
- Behrman, E. C., J. Niemei, J. E. Steck and S. R. Skinner, "A Quantum Dot Neural Network", *IEEE Transactions on Neural Networks*, submitted, 1996.
- Bernstein, E. and U. Vazirani. Quantum complexity theory. *SIAM Journal of Computing*, vol. 26 no. 5, pp. 1409-1410, 1997.
- Bennett, C. H. E., Bernstein, G. Brassard and U. Vazirani. "Strengths and weaknesses of Quantum Computation", *SIAM Journal of Computing*, vol. 26 no. 5, pp. 1510-1523, 1997.
- Chrisley, R., "Quantum learning", In Pylkkänen, P. and Pylkkö, P., editors, *New directions in cognitive science: Proceedings of the international symposium*, Saariselkä, 4-9 August 1995, Lapland, Finland, pages 77-89, Helsinki. Finnish Association of Artificial Intelligence.
- Darhoff, J. E, "Neural network architectures: an introduction", Van Nostrand Reinhold, 1990.

Deutsch, D. "Quantum theory, the Church-Turing principle and the universal quantum computer". *Proceedings of the Royal Society of London A*, 400:97-117, 1985.

Feynman, R., "Simulating physics with computers", *International Journal of Theoretical Physics*, 21:467-488, 1982.

Grossberg, S., "Birth Of A Learning Law", INNS/ENNS/JNNS Newsletter, Neural Networks, Appearing with Volume 11, No. 1, 1998.

Grover, L. K., "A fast quantum mechanical algorithm for database search", *Proceedings of the 28<sup>th</sup> Annual ACM Symposium on the Theory of Computing*, ACM, New York, pp. 212-19, 1996.

Grover, L. K., "A framework for fast quantum mechanical algorithms". LANL e-Print quant-ph/9711043, 1997.

Luger, G. F. and W. A. Stubblefield. Artificial Intelligence. Addison-Wesley Longman, Inc., Reading, MA, 1998.

Haykin, S., "Neural networks -- a comprehensive foundation", Macmillan College Publishing Company, Inc. Englewood Cliffs, NJ 07632, USA, 1994.

Hecht-Nielsen, R., "Neurocomputing", Addison-Wesley Publishing Company, Reading, 1990.

Horowitz, E. and S. Sahni, "Fundamentals of computer algorithms", Computer Science Press, Rockville, Maryland 20850, 1978.

Hsu, K., Gao, X., Sorooshian, S. and Gupta, H. V., "Precipitation estimation from remotely sensed information using artificial neural networks", *Journal of Applied Meteorology*, 36, pp.1176-1190, 1997.

Hyötyniemi, H., "Minimum Description Length (MDL) Principle and Self-Organizing Maps". In Proceedings of the Workshop on Self-Organizing Maps (WSOM'97), Espoo, Finland, June 4-6, 1997, pp. 124-129.

Kohonen, T., "Self-organized formation of topologically correct feature maps". *Biol. Cybernetics*, 43, pp. 59-69.

Kohonen, T., "The self-organizing map", *Proceedings of the IEEE* 78, pp.1464-1480, 1990.

Los Alamos National Laboratory, e-Print Papers in Quantum Physics: <http://xxx.lanl.gov/archive/quant-ph>, by Los Alamos National Laboratory, USA, 1998.

Mann, R. and Haykin, S. "A parallel implementation of Kohonen's feature maps on the warp systolic computer". In Proc. IJCNN-90, Int. Joint Conf. on Neural Networks, Washington, DC, volume II, pp. 84-87, Hillsdale, NJ. Lawrence Erlbaum, 1990.

Menneer, T. and A. Narayanan, "Quantum-inspired Neural Networks", technical report R329, Department of Computer Science, University of Exeter, Exeter, United Kingdom, 1995.

Perus, M., "Neuro-Quantum Parallelism in Brain-Mind and Computers", *Informatica*, vol. 20, pp. 173-83, 1996.

Openshaw, S. and Turton, I. "A parallel Kohonen algorithm for the classification of large spatial datasets". *Computers & Geosciences*, 22(9):1019-26, 1996.

Ritter, H. and Klaus Schulten. "Convergence properties of Kohonen's topology conserving maps: Fluctuations, stability and dimension selection". *Biol. Cybernetics*, 60, pp. 59--71, 1988.

Schikuta, E. and Weidmann, C., "Data parallel simulation of self-organizing maps on hypercube architectures. In Proceedings of WSOM'97, Workshop on Self-Organizing

Maps", Espoo, Finland, June 4-6, 1997, pp. 142–147. Helsinki University of Technology, Neural Networks Research Centre, Espoo, Finland.

Shor, P. W., "Algorithms for quantum computation: Discrete log and factoring". In Goldwasser, S., editor, *Proceedings of the 35th Annual Symposium on the Foundations of Computer Science*, pp. 124-134. IEEE Computer Society Press, 1994.

Shor, P. W., "Polynomial-Time Algorithms for Prime Factorization and Discrete Logarithms on a Quantum Computer", *SIAM Journal of Computing*, vol. 26 no. 5, pp. 1484-1509, 1997.

Ventura, D. and T. Martinez, "Quantum Associative Memory", preprint submitted to IEEE Transactions on Neural Networks, June 16, 1998.

Ventura, D. and T. Martinez, "Quantum Associative Memory with Exponential Capacity", *Proceedings of the International Joint Conference on Neural Networks*, pp. 509-13, May 1998.

von der Malsburg, C., "Network self-organization", In an introduction to neural and electronic networks (S.F. Zornetzer, J.L. Davis, and C. Lau, eds.), pp. 421-432. São Diego, CA: Academic Press, 1990.

Weigang, L., "A study of Self-Organizing Map", submitte to V. Simposio Brasileiro de Redes Neurais, Belo Horizonte, Brazil, Dec. 9-11, 1998..

Wu, C.-H., Hodges, R. E., and Wang, C. J, "Parallelizing the self-organizing feature map on multiprocessor systems". *Parallel Computing*, 17(6-7):821–832, 1991.