

# Quantum Information in Semiconductors: Noiseless Encoding in a Quantum-Dot Array

Paolo Zanardi<sup>1,2</sup> and Fausto Rossi<sup>1,3</sup>

<sup>1</sup> Istituto Nazionale per la Fisica della Materia (INFM)

<sup>2</sup> Institute for Scientific Interchange Foundation,

Villa Gualino, Viale Settimio Severo 65, I-10133 Torino, Italy

<sup>3</sup> Dipartimento di Fisica, Università di Modena, Via G. Campi 213/A, I-41100 Modena, Italy  
(May 12, 2019)

A potential implementation of quantum-computation schemes in semiconductor-based structures is proposed. In particular, an array of quantum dots is shown to be an ideal quantum register for a noiseless information encoding. In addition to the suppression of phase-breaking processes in quantum dots due to the well-known phonon bottleneck, we show that a proper quantum encoding allows to realise a decoherence-free evolution on a time-scale long compared to the femtosecond scale of modern ultrafast laser technology. This result might open the way to the realization of semiconductor-based quantum processors.

The physical implementation of any computing device taking actual advantage from the additional power provided by Quantum theory [1] is extremely demanding. In principle one should be able to perform, on a system with a well-defined state space, long coherent quantum manipulations (gating), precise quantum-state synthesis and detection as well. Ever since the very beginning it has been recognized that the major obstacle arises from the unavoidable open character of any realistic quantum system. The coupling with external (i.e. non computational) degrees of freedom spoils the unitary structure of quantum evolution, which is the crucial ingredient in quantum computation (QC). This is the well-known decoherence problem [2]. The possibility to partly overcome such a difficulty by means of the active stabilization pursued by quantum error correction is a definite success of theoretical QC [3]. Nevertheless, mostly due to the necessity of low decoherence rates, the up-to-date proposals for experimental realizations of quantum processors are based on quantum optics as well as atomic and molecular systems [1]. Indeed, the extremely advanced technology in these fields allows for the manipulations required in simple QC's. It is however generally believed that future applications, if any, of quantum information may hardly be realized in terms of such systems, which do not permit the large-scale integration of existing microelectronics technology. In contrast, in spite of the serious difficulties related to the "fast" decoherence times, a solid-state implementation of QC seems to be the only way to benefit synergistically from the recent progress in ultrafast optoelectronics [4] as well as in nanostructure fabrication and characterization [5]. To this end, the primary goal is to design quantum structures and encoding strategies characterized by "long" decoherence times, compared to typical time-scale of gating. The first well-

defined semiconductor-based proposal of QC [6] relies on spin dynamics in quantum dots (QD), it exploits the low decoherence of spin degrees of freedom in comparison to the one of charge excitations. However the proposed manipulation schemes are based on spin dynamics control that would allow a number of gate operations within the decoherence time smaller than the one desired by theoretical QC. On the other hand gating of charge excitations could be envisioned by resorting to present ultrafast laser technology, that is now able to generate electron-hole quantum states on a sub-picosecond time-scale and to perform on such states a variety of coherent-carrier-control operations [4]. More specially, this suggests the idea of designing fully optical gating schemes based on inter-qubit coupling mechanisms as, e.g., optical nonlinearities and dipole-dipole coupling. In this respect decoherence times on nano/microsecond scales can be regarded as "long" ones.

Following this spirit, in this letter we investigate a semiconductor-based implementation of the noiseless quantum encoding proposed in [7]. The idea is that, in the presence of a sort of 'coherent' environmental noise, one can identify states that are hardly corrupted rather than states that can be easily corrected. More specially, we show that by choosing as quantum register an array of quantum dots [5] and by "preparing" the QD system in proper multi-dot quantum states, it is possible to suppress (in principle to any desired extent) electron-phonon scattering, which is known to be the primary source of decoherence in semiconductors [8]. The physical system under investigation consists of an array of  $N$  identical quantum dots, whose Hamiltonian can be schematically written as  $H = H_c + H_p + H_{cp}$ . The term  $H_c = \sum_i H_c^i = \sum_i a_i^\dagger a_i$  describes the non-interacting carrier system,  $i$  and  $\beta$  being, respectively, the

QD index and energy level, while  $H_P = \sum_q h!_q b_q^y b_q$  is the free-phonon Hamiltonian, and  $q$  denoting, respectively, the phonon mode and wavevector. The last term accounts for the coupling of the carriers in the QD array with the different phonon modes of the crystal:  $H_{cp} = \sum_{i,i^0} \sum_q g_{i,i^0;q} a_i^y b_q a_{i^0} + H.C.$ . Here,  $g_{i,i^0;q} = \int d\mathbf{r} g_q(\mathbf{r}) e^{iq \cdot \mathbf{r}} \psi_{i^0}(\mathbf{r})$  are the matrix elements of the phonon potential between the quasi-0D states  $i$  and  $i^0$ . The explicit form of the coupling constant  $g_q$  depends on the particular phonon mode, e.g., acoustic, optical, etc. We will assume that only the two lowest energy levels in each dot ( $i = 0, 1$ ) will play a role in the quantum-computation dynamics [9]. The dynamics of this low-energy sector coupled with the phonon modes of the crystal is therefore mapped onto the one of  $N$  two-level systems (qubits) linearly coupled with the bosonic degrees of freedom  $q$ , the latter representing the decoherence-inducing environment of the computational (i.e., carrier) subsystem. To describe the so obtained  $N$ -qubit register it is then convenient to adopt the spin formalism [10]:  $f_i = \sum_{\alpha=1}^N g_{i\alpha} \sigma_{\alpha}^z$  will denote the Pauli matrices spanning  $N$  local  $sl(2)$  algebras. It is also convenient to introduce the global  $sl(2)$  algebra generated by the collective spin operator  $S = \sum_i \sigma_i^z$  ( $= \sum_i \sigma_i^z$ ). We will assume no direct phonon coupling between different qubits, i.e.,  $g_{i,i^0;q} = 0$  for  $i \neq i^0$ . In order to obtain a closed-form equation for the reduced density matrix describing our qubit array, one can trace out the phonon degrees of freedom by means of the standard Born-Markov approximation [11]. The resulting "master equation" is of the form  $\dot{\rho} = L(\rho)$ . Here, the Liouvillian superoperator  $L$  is given by the sum of two contributions: a unitary part  $L_u$ ; that preserves quantum coherence, plus a dissipative one  $L_d$ ; describing irreversible decoherence-dissipation processes. To better understand such separation, it is useful to introduce the hermitian matrix  $\rho_{ii^0}^{(r)}$  ( $\rho_{ii^0}^{(i)}$ ) as the real (imaginary) part of the matrix

$$L_{ii^0}^{(r)} = \sum_q \frac{g_{i,i^0;q} g_{i^0,i;q}}{h!_q} (n_q + \frac{1}{2}); \quad (1)$$

where  $g_{i,i^0;q} = g_{i,i^0;q}$  and  $n_q = \frac{1}{e^{\beta \hbar \omega_q} + 1}$ : Here,  $n_q$  and are respectively the Bose thermal distribution and the step function. As we will see, this matrix encodes the spatial correlations of the quantum register defining the effective topology that can be probed by the phononic environment. In particular, the spectral data of  $L^{(r)}$  contain information about the existence of sub-decoherent subspaces [11]. More specially, one finds  $L_u(\rho) = i[\rho, H_c + H_{cp}]$  where the phonon-induced renormalization  $H_{cp}$  to our free-qubit Hamiltonian  $H_c$  [which in our spin formalism reads  $H_c = S^z$ ] is given by  $H_{cp} = \sum_{i,i^0} \sum_q \frac{g_{i,i^0;q} g_{i^0,i;q}}{h!_q} \sigma_i^x \sigma_{i^0}^x$ . These contributions are usually referred to as the Lamb-shift term. In contrast, the dissipative (non-unitary) component of the Liouvillian

is given by  $L_d(\rho) = \sum_{i,i^0} L_d^{(i,i^0)}(\rho)$  where the emission ( $= -$ ) and the absorption ( $= +$ ) terms can be cast into the compact form

$$L_d^{(i,i^0)}(\rho) = \frac{1}{2\hbar} \sum_q \left( \rho_{ii^0}^{(r)} [\sigma_i^x; \sigma_{i^0}^x] + [\sigma_i^x; \sigma_{i^0}^x] \rho \right); \quad (2)$$

The diagonal ( $i = i^0$ ) terms describe the usual carrier-phonon scattering processes in a single quantum dot, as obtained from Fermi's golden rule; In contrast, the off-diagonal elements are not positive-definite and describe collective coupling effects, which play a crucial role in the realization of a decoherence-free evolution [7].

In order to study the corruption of the information encoded in the initial pure preparation  $\rho = |j\rangle\langle j|$  it is useful to introduce the following quantity: the fidelity  $F(t) = \langle j | \rho(t) | j \rangle$ . We define the first order decoherence time (rate)  $\tau_1$  ( $\gamma_1$ ) in terms of the short-time expansion  $F(t) = 1 - t^2 \gamma_1 + o(t^2)$ : If  $|j\rangle$  is a total spin eigenstate, it is easy to check that  $\tau_1^{-1} [j] = \langle j | H_{eff} | j \rangle$  where the effective Hamiltonian  $H_{eff}$  has the same structure of the Lamb-shift term  $H_{cp}$  with replacing  $\sigma_i^x \sigma_{i^0}^x$  [see Eq. (1)]. Notice that: i)  $\tau_1^{-1} \geq 0$  (i.e.,  $H_{eff}$  is a positive operator); ii) in this (first-order) decoherence time the Lamb-shift terms do not play any role.

To exemplify the collective nature of the decoherence process let us consider the decoherence rate for the states  $|j_D\rangle = \frac{1}{\sqrt{2}} (|10\rangle + |01\rangle)$  (here,  $D$  is a dimer partition of the qubit array) that are singlets of the global  $sl(2)$  algebra [12]. In this case one gets  $\tau_1^{-1} = \frac{1}{N} f_D(\gamma)$ , where  $\hbar^{-1} = N \gamma_{11}$  is the decoherence rate for  $N$  uncorrelated qubits and

$$f_D(\gamma) = 1 - \frac{2}{N} \sum_{(i,i^0) \in D} \gamma_{ii^0}; \quad (3)$$

The quantity  $f_D$  contains the information about the degree of multi-qubit correlation in the decay process. Suppose now that one is able to design our qubit array in such a way that  $f_D(\gamma) = 0$  then  $\tau_1 = \infty$  that means that our coding state  $|j\rangle$  is on a short time scale unaffected by decoherence; moreover if  $|j\rangle$  is annihilated by  $L_u$  as well it turns out to be noiseless: it does not suffer any evolution at all. Generally speaking there are two extreme cases in which  $H_{eff}$  is easily diagonalized. i) If  $\gamma_{ii^0} = 0$  then  $H_{eff}$  has a trivial kernel and the qubits decohere independently: no subdecoherent encoding exists. In this limit the environment "sees" a register endowed with a discrete topology. The same is true for an initial unentangled preparation (i.e., simple tensor product). ii)  $\gamma_{ii^0} = \text{const}$  the register gets "point-like". In this case, the effective Hamiltonian is bilinear in the  $S$ 's and the subdecoherent subspace coincides with singlet sector of the global  $sl(2)$  algebra [7].

The above theoretical analysis has been applied to state-of-the-art semiconductor quantum dots. More

speci cally, a GaAs/AlGaAs structure similar to that of [13] has been considered. The three-dimensional confinement potential giving rise to the quasi-0D single-particle states is properly described in terms of a quantum-well (QW) profile along the growth direction times a two-dimensional (2D) parabolic potential in the normal plane. Since the width  $d$  of the GaAs QW region is typically of the order of few nanometers, the energy splitting due to the quantization along the growth direction is much larger than the confinement energy  $E_c$  induced by the 2D parabolic potential (typically of a few meV). Thus, the two single particle states  $|1\rangle$  and  $|2\rangle$  realizing the qubit considered so far are given by products of the QW ground state times the ground or first excited state of the 2D parabolic potential [14], their energy splitting  $E = E_1 - E_0$  being equal to  $E_c$ .

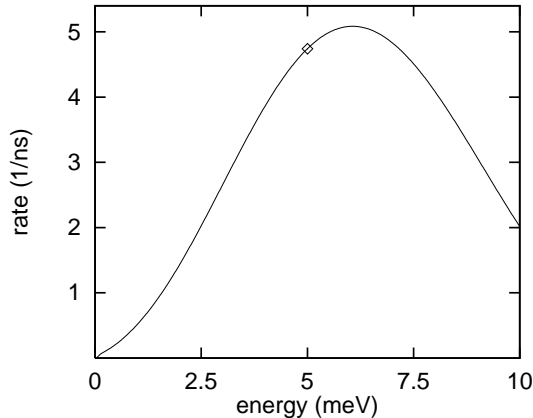


FIG. 1. Carrier-phonon scattering rate for a single QD structure as a function of the energy splitting  $E$  at low temperature (see text).

As a starting point, let us discuss the role of carrier-phonon interaction in a single QD structure with  $d = 4$  nm. Figure 1 shows the total (emission plus absorption) carrier-phonon scattering rate at low temperature ( $T = 10$  K) as a function of the energy spacing  $E$ . Since the energy range considered is smaller than the optical-phonon energy (36 meV in GaAs), due to energy conservation scattering with LO phonons is not allowed. Therefore, the only phonon mode which contributes to the rate of Fig. 1 is that of acoustic phonons. A gain, due to energy conservation, the only phonon wavevectors involved must satisfy  $\hbar q = E = \hbar c_s q$ ,  $c_s$  being the GaAs sound velocity. It follows that by increasing the energy spacing  $E$  the wavevector  $q$  is increased, which reduces the carrier-phonon coupling entering in the electron-phonon interaction and then the scattering rate. This well-established behaviour, known as phonon bottleneck [15], is typical of a quasi-0D structure. As shown in Fig. 1, for  $E = 5$  meV — a standard value for many state-of-the-art QD structures — the carrier-phonon scattering rate is already suppressed by three orders of magnitude

compared to the corresponding bulk values [8].

We will now show that by means of a proper information encoding, i.e., a proper choice of the initial multi-system quantum state, and a proper design of our QD array, we can suppress at will phonon-induced decoherence processes, thus further improving the single-dot scenario discussed so far. Let us now consider a four-QD array (i.e., the simplest noiseless qubit register). From the short-time expansion discussed above, we have numerically evaluated the decoherence rate for such QD array choosing as energy splitting  $E = 5$  meV (see Fig. 1). As initial state we have chosen the singlet defined by the dimer partition  $D_1 = f(1;2); (3;4)g$ . The resulting decoherence rate is shown as solid line in Fig. 2 as a function of the inter-dot distance  $a$ . The single-dot decoherence rate is also reported as dashed line for comparison. Rather surprisingly, in spite of the 3D nature of the sum over  $q$  entering the calculation of the function  $\chi^{(1)}_{ii^0}$  [see Eq. (1)], the decoherence rate exhibits a periodic behaviour over a range comparable to the typical QD length scale. This effect (which would be the natural for a 1D phonon system) stems from the exponential suppression, in the overlap integral, of the contributions of phononic modes with non-vanishing in-plane component. The 1D behavior is extremely important since it allows, by suitable choice of the inter-dot distance  $a$ , to realize the symmetric regime (ii) in which all the dots experience the same phonon field and therefore decohere collectively. Indeed, by taking  $a = n\lambda/2 = q(n\lambda/2N)$  one finds, for example, that  $f_{D_1}(a) \approx 1$ . Figure 2 shows that for the particular QD structure considered, case C should correspond to a decoherence-free evolution of a singlet state, which is not the case for A and B (see symbols in the figure). In order to extend the above short-time analysis, we have performed a full time-dependent solution of the Master equation for the density matrix, taking also into account the Lamb-shift terms. Starting from the same GaAs QD structure considered so far, we have simulated the above noiseless encoding for a four-QD array. Figure 3 shows the density as a function of time as obtained from our numerical solution of the Master equation. In particular, we have performed three different simulations corresponding to the different values of  $a$  depicted in Fig. 2. Consistently with our short-time analysis, for case C we find a strong suppression of the decoherence rate which extends the sub-nanosecond time-scale of the B case (corresponding to the single-dot rate) to the microsecond time-scale. This confirms that by means of the proposed encoding strategy one can realize a decoherence-free evolution over a time-scale comparable with typical recombination times in semiconductor materials [8].

At this point a few comments are in order. The actual implementation of the suggested encoding relies, of course, on precise quantum state synthesis and manipu-

ulations. This crucial point { that was not the focus of this paper { might be addressed, by resorting for example to the ideas of the early QD proposal in reference [16]. Moreover it is well-known that carrier-phonon scattering is not the only source of decoherence in semiconductors. In conventional bulk materials also carrier-carrier interaction is found to play a crucial role. However, state-of-the-art QD structures [ often referred to as semiconductor macroatoms [5]] can be regarded as few-electron systems basically decoupled from the electronic degrees of freedom of the environment. For the semiconductor QD array considered, the main source of Coulomb-induced "noise" may arise from the inter-dot coupling. However, since such Coulomb coupling vanishes for large values of the QD separation and since the proposed encoding scheme can be realized for values of  $a$  much larger than the typical Coulomb-correlation length (see Fig. 2), a proper design of our quantum register may rule out such additional decoherence channels.

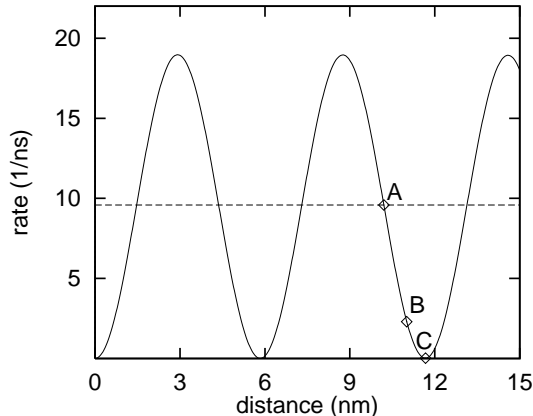


FIG. 2. Phonon-induced decoherence rate for a four-QD array (solid line) as a function of the inter-dot distance  $a$  compared with the corresponding single-dot rate (see text).

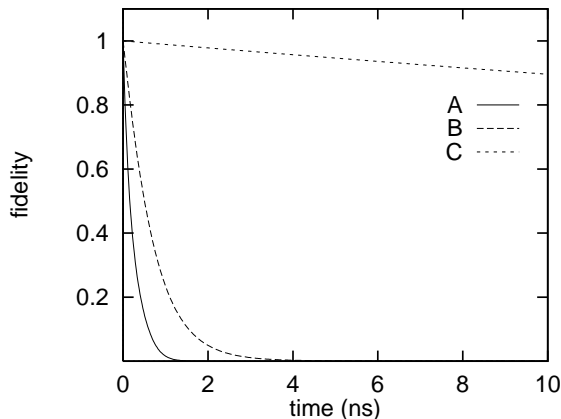


FIG. 3. Fidelity  $F$  as a function of time as obtained from a direct numerical solution of the Master equation for the relevant case of a four-QD array (see text).

In summary, we have investigated a semiconductor-based implementation of a quite general quantum-encoding strategy, which allows to suppress phonon-induced decoherence on the carrier subsystem. More specially, we have shown that an array of state-of-the-art QD structures is a suitable qubit register since it allows to realize a decoherence-free evolution on a time-scale long compared with those of modern ultrafast laser-pulse generation and manipulation. Since the latter is the natural candidate for quantum gating of charge excitations in semiconductor nanostructures, this result might constitute an important first step toward a solid-state implementation of quantum computers.

We are grateful to M. Rasetti for stimulating and fruitful discussions. This work was supported in part by the EC Commission through the TMR Network "ULTRA-FAST". P.Z. thanks Elsaig-Bailey for financial support.

- 
- [1] For reviews, see D.P. DiVincenzo, *Science* 270, 255 (1995); A. Ekert and R. Jozsa, *Revs. Mod. Phys.* 68, 733, (1996)
  - [2] W.G. Unruh, *Phys. Rev. A* 51, 992 (1992) P.W. Shor, W.H. Zurek, I.L. Chuang, and R. Laamme, *Science* 270, 1633 (1995)
  - [3] See for example E. Knill and R. Laamme, *Phys. Rev. A* 55, 900 (1997) and references therein
  - [4] A.P. Heberle, J.J. Baumberg, and K. Kohler, *Phys. Rev. Lett.* 75, 2598 (1995).
  - [5] For reviews see e.g. M.A. Kastner, *Rev. Mod. Physics* 64, 849 (1992); *Physics Today* 46, 24 (1993).
  - [6] D. Loss and D.P. DiVincenzo, *Phys. Rev. A* 59, 120 (1998)
  - [7] P. Zanardi and M. Rasetti, *Phys. Rev. Lett.* 79, 3306 (1997); *Mod. Phys. Lett. B* 25, 1085 (1997)
  - [8] J. Shah, *Ultrafast Spectroscopy of Semiconductors and Semiconductor Nanostructures* (Springer, Berlin, 1996).
  - [9] For  $E \ll k_B T$  the leakage errors induced by unwanted transitions to higher excited states is negligible.
  - [10] Despite the spin formalism we are concerned with the charge degrees of freedom of the carrier subsystem only.
  - [11] P. Zanardi, *Phys. Rev. A*, to be published
  - [12] These states can be synthesized by single qubit operations and the quantum XOR (i.e. c-not) operator applied to all pairs of the dimer partition. Formally  $j_D i = (i;j)_{2D} \text{ XOR } i;j \prod_{i=1}^Y j_0 i;j$ :
  - [13] S. Tanucha et al., *Phys. Rev. Lett.* 77, 3613 (1996).
  - [14] With "first excited state" here we mean any linear combination of the two energetically degenerate states.
  - [15] M. Sugawara, K. Mukai, and H. Shoji, *Appl. Phys. Lett.* 71, 2791 (1997).
  - [16] A. Barenco, D. Deutsch, A. Ekert, and R. Jozsa *Phys. Rev. Lett.* 74, 4083 (1995)