

A quantum-mechanical study of optical regenerators based on nonlinear-loop mirrors

Giacomo M. D'Ariano* and Prem Kumar

Department of Electrical and Computer Engineering

Northwestern University, Evanston, IL 60208-3118, USA

(October 1, 1997; Revised: January 7, 1998)

Abstract

We present a quantum-mechanical analysis of a nonlinear interferometer that achieves optical switching via cross-phase modulation resulting from the Kerr effect. We show how it performs as a very precise optical regenerator, highly improving the transmitted bit-error rate in the presence of loss.

To appear in Photonics Technology Letters

The increasingly large demand for information capacity in telecommunication networks urges conversion of hybrid electro-optic signal processing to all-optical processing, exploiting directly the large bandwidth available in the optical domain. For long-distance communication, losses along the line represent the crucial limitation to the maximum transmission span, and loss compensation through linear optical amplification unavoidably introduces noise of quantum-mechanical origin [1,2]. However, when the data are digitally encoded, instead of linear amplifiers one can effectively employ *digital optical switches* or *optical regenerators*. Very promising as optical switches are the nonlinear loop mirrors, which are nonlinear Sagnac interferometers made with cross-phase modulating Kerr medium. Experimental studies at high power levels have shown that such devices can achieve very effective switching, and optical regeneration [3] up to 40 Gbit/s has been practically demonstrated [4]. The quantum characteristics of nonlinear Mach-Zehnder (or equivalently, Sagnac) interferometers have been previously investigated [5]. In this Letter we address the performance limits for optical switching with such devices, and present numerical results for the bit-error rate (BER) achievable in a lossy line with optical regenerators distributed along the line.

A fiber-optic nonlinear Sagnac interferometer is depicted in Fig. 1 along with its equivalent Mach-Zehnder interferometer. The input mode \hat{a} , assumed to be in a coherent state $|\alpha\rangle$, is split into the two arms of the interferometer by a 50/50 beam splitter. In one arm the pertaining field mode \hat{a}'' undergoes a Kerr nonlinear phase shift $\hat{U} = \exp[i\chi\hat{a}''^\dagger\hat{a}''\hat{c}^\dagger\hat{c}]$ that depends on the state of the other input mode \hat{c} of a different frequency and/or polarization. Here, by the hooded letters $\hat{a}, \hat{b}, \hat{c}$ we are denoting the annihilation operators of the respective field modes, by their daggered letters we mean the respective creation operators, and χ denotes the overall Kerr coupling, i.e., the third-order susceptibility of the medium integrated over its length along the direction of propagation. For \hat{c} in the vacuum state there is no nonlinear phase shift for \hat{a}'' , and for an appropriate choice of phases in the two arms of the interferometer the field modes exactly recombine at the second 50/50 beam splitter, so that the input coherent state $|\alpha\rangle$ emerges as the state for the output mode \hat{a}' . If \hat{c} is non-vacuum, then a Kerr phase shift of magnitude π would make the state $|\alpha\rangle$ switch

toward the output \hat{b}' . Strictly speaking, a perfect π phase shift is achieved only with \hat{c} in a number state $|n\rangle$, with $n\chi = \pi$. However, as we will see in the following, the interferometer switches effectively even in the presence of Poissonian intensity fluctuations, i.e., when \hat{c} is in a coherent state, say $|\beta\rangle$, with $|\beta|^2\chi = \pi$. The Sagnac interferometer in Fig. 1, when used as a repeater, is regarded as having the input at port c and the output at port b' . When the coherent state $|\beta\rangle$ corresponding to bit *one* enters port c the interferometer approximately re-transmits the strong coherent state $|\alpha\rangle$ of the local-laser (LL) mode \hat{a} ; otherwise, it just re-transmits the vacuum state corresponding to bit *zero*.

The relation between the input state $\hat{\rho}_{\text{in}}$ at \hat{c} and the output state $\hat{\rho}_{\text{out}}$ at \hat{b}' of the Sagnac repeater is easily derived; it is given by the following map:

$$\begin{aligned} \hat{\rho}_{\text{out}} &= \Gamma_{\chi,\alpha}(\hat{\rho}_{\text{in}}) \\ &\equiv \sum_{n=0}^{\infty} \left| \alpha e^{\frac{i}{2}n\chi} \sin(n\chi/2) \right\rangle \langle n | \hat{\rho}_{\text{in}} | n \rangle \left\langle \alpha e^{\frac{i}{2}n\chi} \sin(n\chi/2) \right|, \end{aligned} \quad (1)$$

which shows that the resulting output state is a mixture of coherent states. When the input is in a high mean-intensity coherent state $\hat{\rho}_{\text{in}} = |\beta\rangle\langle\beta|$ with $|\beta|^2 = \pi/\chi \gg 1$, then the output state in Eq. (1) is approximated by the dephased coherent state

$$\hat{\rho}_{\text{out}} \simeq \int_{-\infty}^{+\infty} \frac{d\varphi}{\sqrt{2\pi\Delta^2}} e^{-\frac{\varphi^2}{2\Delta^2}} \left| i\alpha e^{i\varphi} \cos \varphi \right\rangle \left\langle i\alpha e^{i\varphi} \cos \varphi \right|, \quad (2)$$

having a small variance $\Delta^2 = \pi^2/(4|\beta|^2) = \pi\chi/4 \ll 1$. The state in Eq. (2) has a banana-shaped Wigner function, corresponding to a quasi-Poissonian photon-number distribution with $\langle \hat{b}^\dagger \hat{b} \rangle \simeq |\alpha|^2 \exp(-\Delta^2)$ and a Gaussian phase distribution with $\langle \Delta\phi^2 \rangle = |\alpha|^{-2} + \Delta^2$.

We now consider an on-off communication scheme implemented on a lossy line with transmitted average power $P = |\gamma|^2/2$, and the *zero* and the *one* bit represented by the vacuum state $|0\rangle$ and the coherent state $|\gamma\rangle$, respectively. After a loss $1 - \eta$ we insert a repeater with its Kerr coupling tuned to the switching value $\chi = \pi/(\eta|\gamma|^2)$ and the LL amplitude set to $\alpha = -i\gamma$, such that the original amplitude γ is approximately re-established at the output [for the $-i$ phase factor see Eq. (2)]. After a further loss $1 - \eta$ another repeater is inserted, and so forth, for an overall N number of steps (see Figs. 2 and 3). Since the only

effect of loss on coherent states is just an amplitude rescaling by the factor $\sqrt{\eta}$, and because the output state from the Sagnac interferometer is a mixture of coherent states, it turns out that the overall state transformation for a loss $1 - \eta$ preceded by a repeater depends only on the signal level β at the repeater input, independently of η , as long as the LL is set at the loss-compensating amplitude value $-i\eta^{-1/2}\beta \equiv -i\gamma$ and the Kerr coupling is tuned to the switching value $\chi = \pi/|\beta|^2$. Hence the overall input-output map for the repeater-loss sequence is given by $\Gamma_{\pi/|\beta|^2, -i\beta}$. The fact that this map depends only on the input signal level β does not mean that one can recover a given signal after any arbitrarily-high loss. If the input signal level is reduced too much, i.e., if $\beta \equiv \eta^{1/2}\gamma \rightarrow 0$ for a fixed peak amplitude γ , then the dephasing effect at the repeater would increasingly degrade the carrier coherence, leading to enhanced fluctuations $\Delta^2 = \pi^2/(4\eta|\gamma|^2)$ for $\eta \rightarrow 0$.

We now evaluate the transmitted BER for on-off keying and direct photodetection at the end of N optical regenerators distributed along the lossy line. The input is in the coherent state $|\beta\rangle$ and all repeaters are set at their optimal working point with the Kerr coupling $\chi = \pi/|\beta|^2$, and with the n th repeater having a LL intensity given by $|\alpha_n|^2 = |\beta|^2/\eta_n$, where $1 - \eta_n$ is the loss between the n th and the $(n + 1)$ th repeater. In this scheme, since there is no spontaneous emission from the repeater, the detection threshold should be set at one photon, and the BER is just the vacuum component of the output state after iterating the map $\Gamma_{\pi/|\beta|^2, -i\beta}$ in Eq. (1) N times on the input state $|\beta\rangle$. A numerical calculation shows that after a sudden dephasing at the first step, the state remains quite stable with a slow dephasing in the following steps. A log-log plot of the BER B versus N is reported in Fig. 4 for different magnitudes of the input amplitude β . The BER increases fast for the first ten-twenty steps. Then, there is a transition to a very stable linear regime $B = C(\beta)N$, with $C(\beta) = 10^{-0.44 \pm 0.02 - (0.0356 \pm 0.0001)|\beta|^2}$. So, for example, after $N = 10^2$ optical repeaters and for input amplitude $\beta = 20$ the BER is $B = 2 \times 10^{-13}$. This result should be compared with the BER achieved on a lossy line with ideal photon-number amplifiers [6], where for a gain $g = \eta^{-1} = 2$ the BER is $B = 3.4 \times 10^{-7}$. The performance is much worse when using linear phase-insensitive amplifiers due to the spontaneous-emission noise.

In conclusion we analyzed a nonlinear Sagnac interferometer with cross-phase modulation, which is used as a repeater for on-off modulation and direct detection in a lossy line with N distributed repeaters. We showed that with all repeaters set at their optimal working point, the BER increases linearly with N for large N , and the proportionality constant exponentially decreases with the input signal intensity, resulting in almost error-free communication even at very low power levels. Finally, our monochromatic analysis remains valid even for short pulses as long as dispersion effects are negligible and the cross-Kerr susceptibility can be considered approximately constant over the pulses' frequency bandwidth.

This research is sponsored by Defence Advanced Research Projects Agency and Rome Laboratory, Air Force Materiel Command, USAF, under agreement number F30602-97-1-0240. The U.S. Government is authorized to reproduce and distribute reprints for Governmental purposes notwithstanding the copyright annotation thereon. The views and conclusions contained herein are those of the authors and should not be interpreted as necessarily the official policies or endorsements, either expressed or implied, of the DARPA, Rome Laboratory, or the U.S. Government.

REFERENCES

- * Permanent address: Dipartimento di Fisica “A. Volta,” via Bassi 6, I 27100 Pavia, Italy.
- [1] C. M. Caves, “Quantum limits on noise in linear amplifiers,” *Phys. Rev. D*, vol. 26, pp. 1817–1839, 1982.
- [2] H. P. Yuen, “Design of transparent optical networks by using novel quantum amplifiers and sources,” *Opt. Lett.*, vol. 12, pp. 789–791, 1987.
- [3] J. K. Lucek and K. Smith, “All-optical signal regenerator,” *Opt. Lett.*, vol. 18, pp. 1226–1228, 1993.
- [4] W. A. Pender, T. Widdowson, and A. D. Ellis, “Error-Free Operation of a 40 Gbit/s All-Optical Regenerator,” *Electron. Lett.*, vol. 32, pp. 567–568, 1996.
- [5] B. C. Sanders and G. J. Milburn, “Quantum limits to all-optical switching in the non-linear Mach-Zehnder interferometer,” *J. Opt. Soc. Am. B*, vol. 9, pp. 915–920, 1992.
- [6] H. P. Yuen, *Phys. Lett.*, vol. A113, pp. 405–407, 1986.

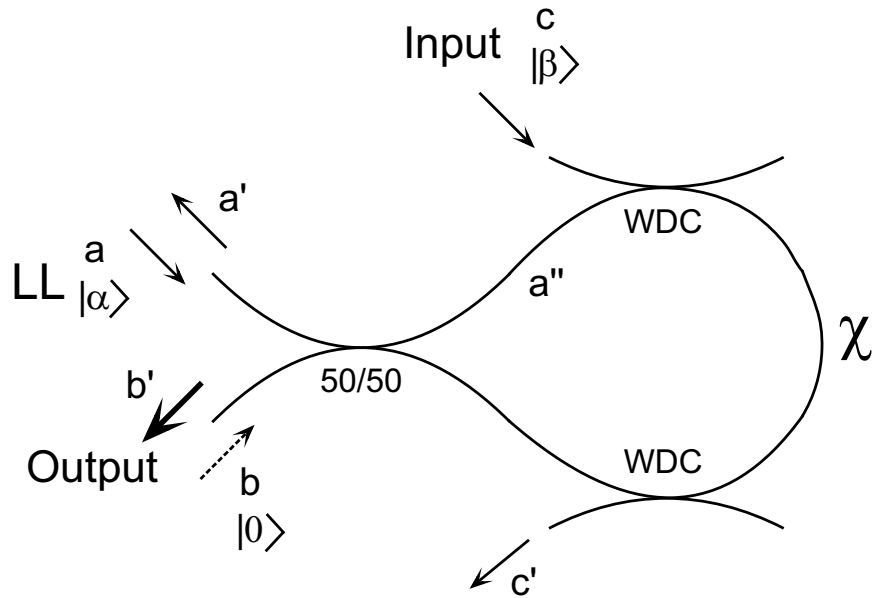
FIGURES

FIG. 1. Schematic of a nonlinear fiber-optic Sagnac interferometer (a), and its Mach-Zehnder equivalent (b). WDC, wave-length dependent coupler.

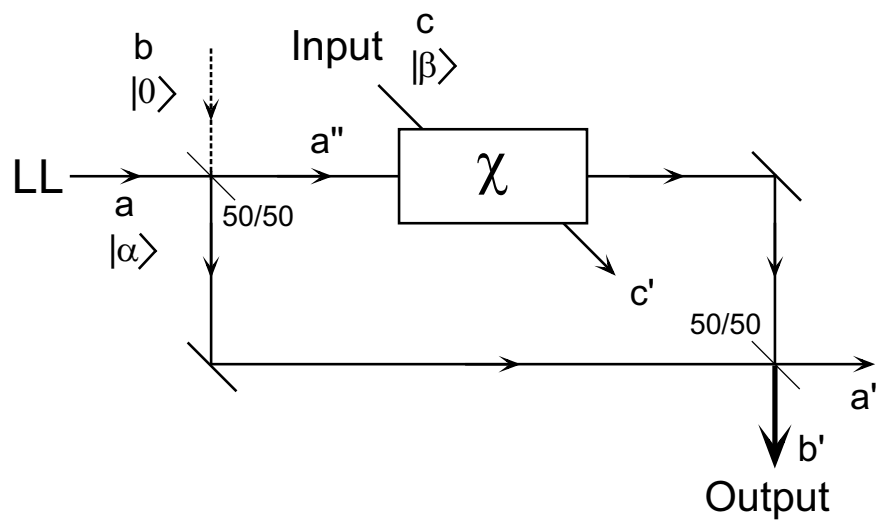
FIG. 2. Schematic representation of the nonlinear Sagnac interferometer used as a regenerator along a transmission line. Considering only the relevant ports, the regenerator is a three-port device. The optimal working point for the local laser is shown, which depends on the loss following the regenerator.

FIG. 3. Schematic of a lossy line with distributed optical regenerators.

FIG. 4. Bit-error rate B for a lossy line with N optical repeaters versus the number N of repeaters (see text). Different curves refer to different input field amplitudes β , ranging in unit steps from the bottom curve that corresponding to $\beta = 17$. The slowly increasing regime for large N is linear, and its form is reported in the figure inset.



(a)



(b)

Fig. 1 G. M. D'Ariano and P. Kumar

A quantum-mechanical study of optical regenerators ...

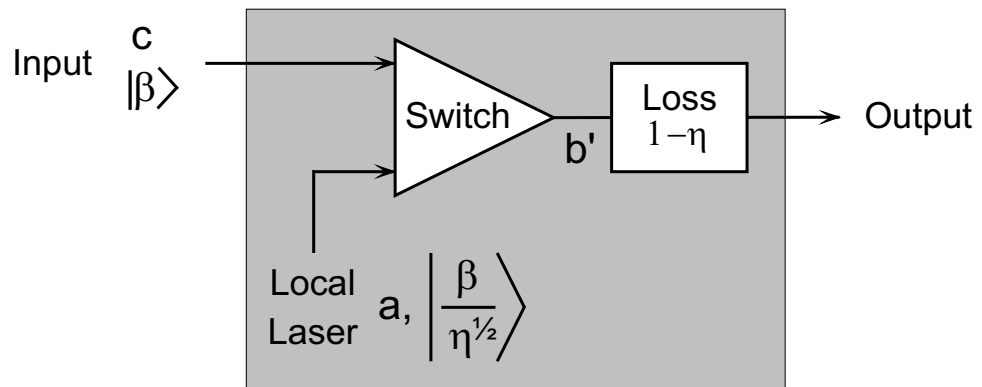


Fig. 2 G. M. D'Ariano and P. Kumar

A quantum-mechanical study of optical regenerators ...

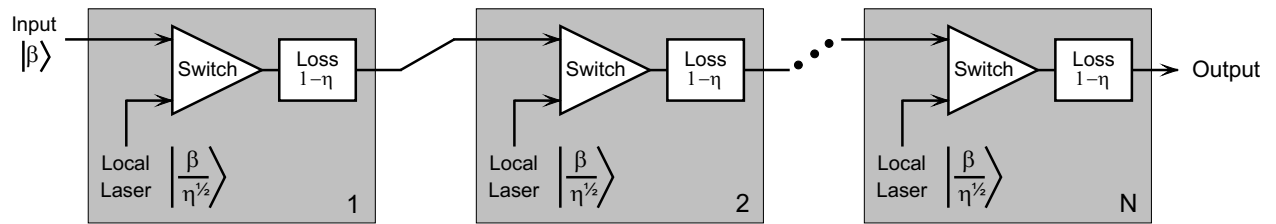


Fig. 3 G. M. D'Ariano and P. Kumar

A quantum-mechanical study of optical regenerators ...

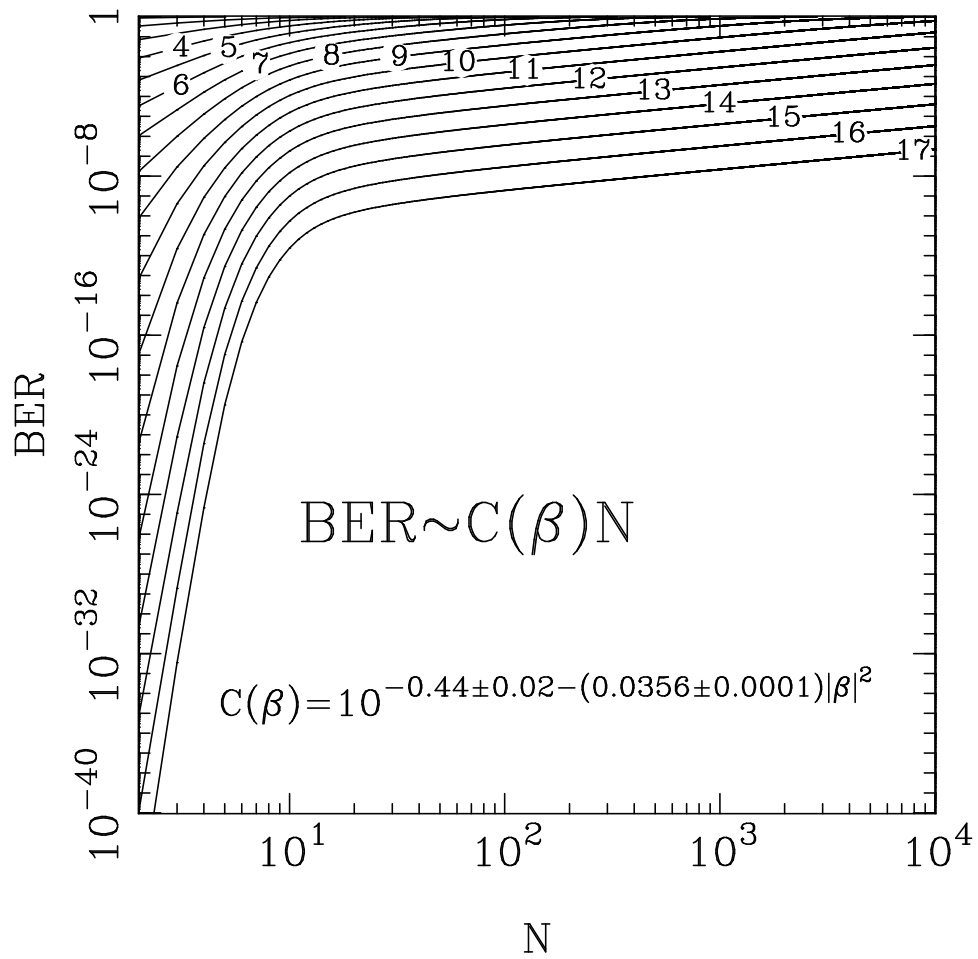


Fig. 4 G. M. D'Ariano and P. Kumar
A quantum-mechanical study of optical regenerators ...