

Static Quantum Computation

Haiping Wei

Department of Physics, McGill University

Montreal, Quebec, Canada H3A 2T8

E-mail: dhw@physics.mcgill.ca

Xin Xue

(To whom correspondence should be addressed)

Department of Natural Resource Sciences

Macdonald Campus of McGill University

Ste-Anne-de-Bellevue, Quebec, Canada H9X 3V9

E-mail: xkhz@musib.mcgill.ca

Abstract

Tailoring many-body interactions among a proper quantum system endows it with computing ability by means of static quantum computation in the sense that some of the physical degrees of freedom can be used to store binary information and the corresponding binary variables satisfy some given logic relations if and only if the system is in the ground state. Constructing a static quantum computing machine is within the reach of today's or the foreseeable future's technology. Such a machine works in the static manner so that dissipation does it no harm but helps. A general computational task is accomplished in two steps. The first is to evaluate logic functions by the static quantum network and encode the solutions into the ground state of the system. It is done upon the computer being constructed and the input being set. For this step the new concept of static computational complexity

(SCC) in terms of the number of logic gates should be introduced instead of the usual time complexity. Two theorems on SCC are proved showing that the universal static quantum computer can encode the solutions for any P and NP problem into its ground state using only polynomial number (in the problem input size) of logic gates. The second step is to read out the solutions by relaxing the system. For this step the time complexity makes sense. The relaxation time is proved at most polynomially long as the size of the computing system increases. The overall conclusion is that on a universal static quantum computer all P and NP problems can be solved efficiently in the sense that both the number of logic gates and the read-out time required are bounded by polynomial functions of the problem input size.

Heading

For a quantum system with properly tailored many-body interactions, the relations among some physical variables that minimize the total energy can be interpreted as useful logic functions. The system computes in a static manner so that it does not suffer but benefits from dissipation. It has the built-in power to accomplish nondeterministic computations for search problems. The efficient read-out guarantees fast solutions for all NP problems.

Introduction

Any computational task is carried out by a certain kind of physical system. All the existing and proposed computers are dynamic systems. The computation is accomplished via programmed dynamic evolutions of the physical system. In a state-of-the-art digital electronic computer, electromagnetic pulses are used to drive the thermodynamic evolution of the electronic system that achieves the irreversible computation. In a dynamic (this adjective is often omitted in the literature) quantum computer [1,2,3], a series of time-dependent Hamiltonians are applied to realize the unitary operations on the quantum states. The dynamic quantum computation is carried out in a reversible manner. All the dynamic computers have difficulties in solving search problems, particularly the NP problems [4,5]. In a recent work [6], it has been described how to construct a quantum search machine to solve the 3-SAT ISFIABILITY problem which is a famous hard search problem in computer science [4]. The search machine accomplishes its task of encoding the solution for a given problem into its ground state by no dynamic evolution but the so-called static quantum computation (see the definition below). If the machine relaxes to the ground state quickly, the solution can be read out fast. Inspired by this achievement, a natural question to ask is whether similar machines can be constructed that solve other NP problems efficiently. In this article, it will be shown that a universal static quantum computer (see the definition below) can encode the solutions for any P and NP problem into its ground state using only polynomial number of logic gates. It is further proved that for any static quantum computer the relaxation time grows, if it does, no more than a polynomial function of the system size. The overall conclusion is that on a universal static quantum computer all P and NP problems can be solved efficiently in the sense that both the number of logic gates and the read-out time required are bounded by polynomial functions of the problem input size.

Basic Elements of Static Quantum Computation

Definition 1 Any quantum system having physical degrees of freedom $x_1; x_2; \dots, x_n$ and y to which input and output variables are assigned respectively, is said to evaluate the function

$$y = F(x_1; x_2; \dots; x_n) \quad (1)$$

by means of static quantum computation provided that the system lies at the lowest energy level when and only when the assigned variables satisfy Eq.1. Those states whose variables fail to satisfy Eq.1 are associated with higher energies. Any quantum system that evaluates logic functions via static quantum computation is regarded as a static quantum computer (SQC).

The idea of static quantum computation has been implicitly used to make simple logic gates [7], yet the possibility to construct a static quantum computer and achieve the great computational power have not been realized. The above definition of SQC is general. However, in order to show a concrete example about how a static quantum computer can be implemented as well as how it achieves the great computational power, this article will concentrate on a specific type of SQC in which the so-called binary wire serves as the basic most constructing element.

Definition 2 A binary wire is a linear chain of strongly interacting atomic bodies which has two degenerate ground states of collective motion (called working modes) that can be used to store binary information. By virtue of its spatial extension, a binary wire can also serve as information transmission line.

By definition, any linear chain of strongly interacting atomic bodies is a potential candidate for the binary wire. Examples are linear ferromagnetic or antiferromagnetic chains, lines of Coulomb interacting quantum dots [8], linear arrays of interacting superconductors, etc. Although the binary wire proposed in Ref.[8] is by no means the only possible implementation, it is conceptually instructive and almost realizable by today's technology.

Definition 3 A static quantum logic gate (SQLG) evaluating the logic function F is a device consisting of input and output binary wires which are brought close to interact and the interaction among them are so tailored that the total ground state interaction energy is

minimized if and only if the output variable y and the input variables $(x_1; x_2; \dots; x_n)$ satisfy the logic relation as given by Eq.1.

Excellent examples of SQLG can be found in Ref.[7].

Definition 4 A static quantum network (SQN) is a network of SQLGs connected by binary wires serving as either binary registers or information transmission lines.

Definition 5 An energy degeneracy conserving (EDC) static quantum logic gate is an SQLG that for all possible inputs, the ground states of this single gate always have the same amount of interaction energy. Hence an EDC gate has the property of energy degeneracy conservation in the sense that when it is connected to an SQN, it shifts all the possible quantum states of the network by the same amount, leaving all degenerate states degenerate.

In Ref.[7] there are examples for both EDC and non-EDC SQLGs. When a logic inverter is connected to any SQN, its ground states always contribute the same amount of interaction energy in spite of the input. The inverter is EDC in the sense that it conserves the energy degeneracy among all the states of the whole network. The dedicated AND gate is a contrast. For two different inputs $A = 0, B = 0$ and $A = 1, B = 0$ the outputs are the same $C = 0$. In each case the interaction energy inside the AND gate is minimized so that the gate itself is in the ground state. However the two ground states obviously have different energies. Hence the dedicated AND gate is non-EDC in the sense that when connected to an SQN it won't conserve the energy degeneracy. Fortunately, all non-EDC SQLG can be made EDC by an input symmetrization technique. Since any logic gate can be decomposed into two-level AND gates and inverters [9], it is sufficient to show that the two-level AND gate can be made EDC. There are only four possible inputs for an AND gate with two input binary wires. A single AND gate may contribute at most four different values of interaction energy. One can construct a symmetrized and (SAND) gate as shown in Fig.1 in which four AND gates exhaust all the four possible situations. For any inputs A, B the ground

state energy of the SAND gate is always the sum of the four possible values of interaction energy inside a single AND gate. Notice that only the output of one AND gate C_0 serves as the output of the SAND gate, other three outputs C_1, C_2 and C_3 are dangling. The SAND gate is obviously EDC.

Definition 6 An energy degeneracy conserving static quantum network (EDCSQN) is a logic network of EDCSQLGs.

To construct the static quantum computer using EDCSQN has the great advantage which will be seen later.

An SQN evaluates logic functions in the static manner that as soon as the whole network has been constructed and the inputs have been set, the evaluation is over. No dynamic evolution is needed. The right answers together with the corresponding inputs are encoded into the ground state. For this reason when the idea of static computation was used to achieve simple logic operations, it has been called "computing with the ground state" [7]. One significant observation is that for each binary wire there are two working modes representing binary values 1 and 0, when n input binary wires are connected to an EDCSQN, essentially all the integers from 0 to $2^n - 1$ in binary form will be sent to the logic network. The EDCSQN evaluates a given function for all the 2^n inputs in parallel and all the results are stored in the output binary wires. This gives birth to the notion of static quantum parallelism. By virtue of this parallelism, an EDCSQN accomplishes nondeterministic computation [4] in the static manner.

Static Computational Complexity

Definition 7 The static computational complexity of an SQC or SQN is the number of basic static logic elements that it consists of. The static computational complexity of a problem with input size n is the least number of basic static logic elements (as the function of n , denoted by $SCC(n)$) needed to construct an SQC which encodes the solutions of the

problem into its ground state. The basic static logic elements are the binary wire register, the logic inverter, the AND and the OR gate.

As in the theory of computational complexity based on the Turing machine [4], problems can be classified according to the static computational complexity.

Definition 8 A problem is in the class SP if its static computational complexity function $SCC(n)$ is bounded by a polynomial P , i.e.

$$SCC(n) \leq P(n) \quad (2)$$

Notice that unlike the definition of the well-known class P on Turing machine [4], problems in the class SP are not restricted to be deterministic.

According to the classical definition, a problem in class P with input size n can be solved in $p(n)$ steps of computation on a deterministic one-tape Turing machine (DTM), which consists of a finite state control, a read-write head, and a tape made up of a two-way infinite sequence of tape squares [4]. A program runs on the DTM in a step-by-step manner. In each step the read-write head may read the symbol in the tape square under it, then the finite state control changes its own state, gives a new symbol to the read-write head which in turn erases the old symbol in the tape square and writes the new one into it. Also the finite state control gives the read-write head an instruction to move one square left or right. Using SQLGs, a static quantum DTM (SQDTM) in analogue to the classical DTM can be constructed. The construction starts with binary wire registers to simulate the tape of the DTM. Upon the problem in class P being solved on the DTM, the number of tape squares which have ever been scanned by the read-write head is no more than the number of steps of computation, $p(n)$, because in each step the head scans only one square. For each step of the DTM computation, a register consisting of $p(n)$ bare binary wires is enough to embody the ever-scanned tape squares in the sense that each square has a corresponding binary wire to simulate it. The binary wires in a register are labeled by an integer j , $j = 1; 2; \dots; p(n)$. Totally $p(n)$ identical registers are needed to record all the states of the tape during the $p(n)$

steps of DTM computation. These registers are labeled by an integer i , $i = 1; 2; \dots; p(n)$, corresponding to the state of the tape right before the i th step of computation. The j th binary wire of the i th register naturally gets the label $(i; j)$. Without the device called static finite state control (SFSC) which simulates the function of finite state control in a static manner, the $p(n) \times p(n)$ isolated binary wires can do nothing but record the states of the tape right before each step of DTM computation. The SFSC is a three-in-three-out device with an EDCSQN inside, as shown in Fig 2. The binary wires labeled by R and W are used to simulate the read-write head. One should connect $p(n) \times p(n)$ identical SFSCs also labeled by $(i; j)$ where $i; j = 1; 2; \dots; p(n)$ to these binary wires in the manner that the R and W ends of the $(i; j)$ th SFSC are connected to the $(i; j)$ th and $(i+1; j)$ th binary wires respectively, the ID and the IU ends of the $(i; j)$ th SFSC are connected to the OD end of the $(i-1; j+1)$ th SFSC and the OU end of the $(i-1; j-1)$ th SFSC respectively, with care taken to the connection for these ends of the boundary SFSCs with $i; j = 1; p(n)$. Now it is time to explain the function of the SFSC in detail. Look at a typical SFSC labeled by $(i; j)$. The end labeled by R "reads" the "symbol" from the binary wire $(i; j)$ and the SFSC does some evaluation which gives a new "symbol" and an instruction for "head move". The end labeled by W "writes" the new "symbol" into the $(i+1; j)$ th binary wire. And the "head move" instruction is transmitted through the ends OU (outgoing-up-move) and OD (outgoing-down-move) to the $(i+1; j+1)$ th and $(i+1; j-1)$ th SFSCs respectively. Correspondingly, the IU (incoming-up-move) and ID (incoming-down-move) ends are used to convey the "head move" instructions from the former SFSCs. The function of the SFSC is controlled by the IU and ID ends in the manner that if all the inputs from ID and IU are logic 0, the SFSC does nothing for the symbol on the end R , just passes it directly to the W end, and sets both OU and OD to logic 0. This is simulating the tape squares which are not under the read-write head. If either ID or IU gives logic 1 (they never both give 1), the SFSC does non-trivial evaluation in simulation of the operation of the finite state control during the i th step of DTM computation, outputs a new "symbol" through its W end and provides "head move" instructions to following SFSCs. Although for each

computational stage i , there are as many as $p(n)$ SFSCs, only one actually is invoked into effect of non-trivial computation, others just logically pass the information. Particularly, for the beginning SFSCs labeled by $(1;j)$, $j = 1;2;\dots;p(n)$, there is only one connected to the binary wire representing the tape square at which the read-write head starts is invoked into non-trivial effect, all the others are dormant. The SQDTM has been constructed as some kind of static quantum automata (SQA) [10] which "runs" the DTM program in the static manner and outputs the results by the last binary wires when in ground state. It is taken for granted that the SFSC can be realized by a finite number (say M) of basic static logic elements. The static computational complexity of the SQDTM, i.e. the number of basic static logic elements it contains, is bounded by a polynomial $P(n)$,

$$\begin{aligned} P(n) &= p(n) + p(n) + p(n) + \dots + p(n) + M \\ &= (M + 1)p^2(n) \end{aligned} \quad (3)$$

This proves

Theorem 1 $P = SP$

which claims that for any problem in the class P with input size n , the solution together with the inputs can be encoded into the ground state of a static quantum computer consisting of no more than $P(n)$ basic static logic elements, where $P(n)$ is a polynomial function. More strikingly, with the help of two energy degeneracy lifting (EDL) units, a universal static quantum computer (USQC) can be constructed to encode the solutions of any NP problem into the ground state.

Definition 9 A decision energy degeneracy lifting unit (DEDLU) is simply a binary wire with one end inside the unit subject to a bias field that lifts the energy degeneracy between the two working modes of the binary wire and the other end called decision port (DPORT) connected externally.

Definition 10 A minimization energy degeneracy lifting unit (MEDLU) is actually a group of binary wires each of which has one end inside the unit subject to an appropriate bias field. The other ends form the group called minimization ports (MPORTs) are for external connection. The bias fields are adjusted so that when the minimization ports are assigned binary values z_0, z_1, \dots, z_m , respectively that m may be used to denote an integer

$$Z = \sum_{i=0}^m z_i 2^i \quad (4)$$

the total interaction energy inside the MEDLU should be directly proportional to the number Z .

Definition 11 A universal static quantum computer can be constructed from an EDC SQDTM with some DEDLUs and a MEDLU connected to the output, as shown in Fig.3.

By definition, an NP decision problem is a search problem whose answer can be checked in polynomial time on a classicalDTM [4]. In general, the check consists of a few YES/NO questions. According to Theorem 1, this check task can be accomplished by an EDC SQDTM consisting of polynomial number of basic static logic elements which is part of the USQC as shown in Fig.3. By virtue of the static quantum parallelism, all instances of this search problem are stored in the input binary wires, the EDC SQDTM checks each instance and gives YES (say logic 1) or NO (say logic 0) answers to the output binary wires which connect with the DPORTs of the DEDLUs. Without the EDL units, all the instances are still degenerate. While a DEDLU lifts the energy degeneracy by providing a higher or lower interaction energy according to the logic value on the DPORT is 0 or 1. Therefore instances which lead to all YES answers will keep the USQC in the ground state while those which lead to at least one NO answer will lift the USQC to higher energies. By this means the USQC does the nondeterministic computations and labels the YES and NO instances by lower and higher total energies. When the computer is surely in the ground state, a measurement gives

the answer of the problem. The USQC further contains a MEDLU intended for minimization search problems. The quantity to be minimized is calculated for each instance and the results are sent to the MPORT. The MEDLU in turn gives an interaction energy proportional to these values as described in Definition 10. The ground state of the USQC encodes the instance which minimizes the objective quantity. Actually the USQC can be used to solve all optimization problems since any of them can be easily transformed into a minimization problem. According to the definitions, the two EDL units simply consist of binary wires subject to appropriate bias fields. Since the number of output wires of the EDC SQDTM is polynomially bounded, it is obvious that all of the EDLs can be constructed with the total static complexity bounded by a polynomial function of the problem input size. What has been proved is the fact that any NP problem can be "solved" on a universal static quantum computer consisting of polynomial number of basic static logic elements, in the sense that the solutions are encoded in the ground state of the computer, in mathematical form

Theorem 2 NP \subseteq SP.

Fast Reading Out

By means of static quantum parallelism, a USQC does nondeterministic computation and encodes the desired information into the ground state. When the computer relaxes to its ground state, the desired information can be easily read out. This endows the static quantum computer another remarkable merit that it does not suffer but benefits from dissipation, in striking contrast to its dynamic counterpart [11,12]. However in general there are exponentially many excited states, right upon the computer being constructed and the input being accordingly set, the system is most probably not in the ground state. In order to read out the information, one has to wait for the system to relax. This may be reminiscent of the awkward situation in dynamic quantum computation [3,5], where quantum superposition principle does the favor to carry out enormous calculations in parallel, but makes the trouble of hiding the desired information deeply so that any attempt of read-out has only exponentially small probability of success. There is reason to worry about the read-out

speed for static quantum computation. Does a static quantum computer relax to its ground state fast enough? Historically, some time ago it was noted that in some sense a spin glass system can be viewed as a computer that solves a strongly NP-complete problem [13,14]. However people have believed that the actual operation of such a spin glass computer is exponentially slow, similar to the operation of a mathematical program on a classical computer to minimize a multivariate function [13]. Running such a program takes exponential time in general even with the help of some special search algorithms such as simulated annealing [15], genetic algorithms [16], and Monte Carlo procedures [17]. For this reason it is widely accepted that the relaxation of a real quantum system must take exponentially long time in the size of the system. This might be true for the relaxation mechanism involving thermal hopping or quantum tunneling which suffers from the exponential slow down by too many local minima. However, a real quantum system participates more physical processes than a classical digital computer can simulate. In particular, real relaxation goes along all possible paths in parallel and the excited energy dissipates in an irreversible manner, the relaxation in real world is tremendously speeded up.

Assuming that the interaction inside each SQLG is strong enough so that the first excited state is higher than the ground state by at least an energy E_g . E_g is the energy gap (called working gap) between the working modes that carry out the logic function as desired and the excited states (called crashing modes) that crash the computer. The EDL units lift the energy degeneracy among the working modes by energies smaller than E_g so that all working modes that evaluate the logic functions without any error are well within the working gap. Beyond the working gap there will be logic error and the computer crashes. Even a computer happens so crashed, it can be easily restored by relaxation. For simplicity one may tailor all the EDLs always yielding interaction energies in integral multiples of a constant ϵ . For any given NP problem with input size n there is a scheme encoding it onto a USQC such that the computer has only a polynomial number $q(n) + 1$ of energy levels

$$E_0 = 0; E_1 = \epsilon; E_2 = 2\epsilon; \dots; E_{q(n)} = q(n)\epsilon \quad (5)$$

accommodating the exponentially many working modes. These levels are highly degenerate. To see why this is true, notice that any NP problem can be polynomially transformed into a 3SAT problem [4], and for 3SAT problem with the input size n there are at most $q(n) < C_n^3 < n^3$ three-clauses, when one encodes this 3SAT problem onto a USQC and associates each clause with a EDLU which gives an interaction energy value of either 0 or ϵ , there will be at most $q(n) + 1$ energy levels as given by Eq.5. In practice, the interaction energy can not be controlled with arbitrary high precision, in particular, they can not be arbitrarily small. Anyway to confine all the levels given by Eq.5 within the working gap as desired needs only polynomial precision in tailoring the interactions inside the EDL units. Because of the finite energy precision, each level actually broadens into a narrow band. A reasonable assumption (only for convenience) is that before used to solve any problem the computer is initially at low enough temperature that no crashing mode can be excited, only the working modes are relevant. However after the input of a problem has been set, the system may stay in some working mode with higher energy than the ground state. The relaxation under consideration starts from this mode. Consider the worst case that neither thermal hopping nor quantum tunneling helps, the only relaxation path is via spontaneous emission of radiation due to the perturbation of vacuum field [18,19]. Look at a typical radiation transition between two states a and b with the energy difference $E_a - E_b = \hbar\omega$. Unlike thermal hopping and quantum tunneling, the radiation transition occurs directly, without any intermediate states (it is just this direct transition that delivers the system from the trapping of enormous local energy minima). The spontaneous transition probability per unit time is given by

$$\Gamma_{ab} = C \omega^3 |\mathcal{H}_{ab}^0|^2 \quad (6)$$

where $\mathcal{H}_{ab}^0 = \langle a | \mathcal{H}^0 | b \rangle$ is the transition matrix element of the interaction Hamiltonian \mathcal{H}^0 and C is some constant [18,19]. By way of illustration, one may estimate \mathcal{H}_{ab}^0 for a large quantum system consisting of semiconductor quantum dots. Other than some accidental case, due to the spatial extension of the large system and the nonuniform perturbation to

the vacuum field by the bulk semiconductor with the "roughcast" of fabricated devices as a nonuniform dielectric medium, H_{ab}^0 is in general appreciable, no less than the transition matrix element of an individual quantum dot. Consequently the rate of transition between two states on different levels (called great fall) should be appreciable. Since for any given problem there are only polynomial number of different levels, the relaxation takes at most this number of great falls.

But, each level actually is a narrow band consisting of many states, there may be spontaneous transition among these nearly degenerate states (called tiny fall). Might tiny falls slow down the relaxation? For a given state a on the level E_a , although the rate for tiny falls is far less than great falls, there may be exceedingly more states lie on the same level than on lower ones, the total probability of tiny falls might be much larger than that of great falls. Therefore one must consider the radiation transition with a complicated superposition of many states on the level E_a as the initial state. A full solution taking quantum interference into account seems impossible. However, note the enormous number of paths interfering and quantum coherence is hardly conserved for the large system [11,20], it is reasonable to neglect the effect of quantum interference, take the sum and average of all the transition probabilities along different paths by means of classical statistics. Generally all the states on level E_a have a short lifetime due to the large rate of great falls, therefore the average lifetime which can be regarded as the lifetime of the system on level E_a , should be short. The conclusion is that tiny falls should not significantly slow down the relaxation.

However, one may feel uncomfortable about the neglect of the effect of quantum interference. Well, there is a pedagogy scheme avoiding the awkward situation. As mentioned before, all instances of a given NP problem with input size n can be encoded into $q(n)$ energy levels of a USQC given by Eq.5 with the ground state encoding the desired solution, where $q(n)$ is a polynomial function. Since there are only polynomial levels to accommodate the exponentially many working modes, these levels are highly degenerate. Denote the number of states on the level E_1 by D_1 , that is the degree of degeneracy. Further define the falling ratio R_1 as

$$R_1 = \frac{D_{l+1}}{\sum_{i=0}^l D_i}; \quad 0 \leq l < q(n) \quad (7)$$

R_1 is the ratio of the number of states on the level E_1 to the total number of states on all the lower levels.

Definition 12 A model problem is an NP problem which can be encoded via a proper scheme onto the USQC so that all the falling ratios are bounded by a polynomial function $R(n)$ of the input size

$$R_1 \leq R(n); \quad 0 \leq l < q(n) \quad (8)$$

On average, the transition probabilities per unit time for great falls and for tiny falls are given by

$$C \Delta^3; \quad C \Delta^3 \quad (9)$$

where Δ is typical bandwidth of the levels, δ is typical level spacing, and C is some constant. For a system initially in an eigenstate ψ_0 on the level E_1 , the ratio of the probability of radiation transition via great falls to the probability via tiny falls is

$$\frac{P_{\text{great}}}{P_{\text{tiny}}} = \frac{C \Delta^3}{C \delta^3} \frac{1}{R_1} \quad (10)$$

All things are ready to prove

Theorem 3 All model problems can be efficiently solved on a USQC in the sense that the USQC takes only polynomial number of logic gates to encode the problem, and the solution can be read out in at most polynomial time provided that the interactions are tailored with a polynomial precision.

First, according to Eqs.8 and 10, polynomial precision in energy tailoring which leads to a polynomially large value of Δ/δ is sufficient to achieve a large ratio of $P_{\text{great}}/P_{\text{tiny}}$ to R_1 . Before the amplitudes of other states on the level E_1 become appreciable, the amplitude of ψ_0 itself has already vanishes, i.e. at least one great fall happens with essentially 100 percent probability.

The awkwardness of quantum interference is eliminated. The total transition probability of great falls per unit time is very large, about $\tau_{\text{tot}} = \sum_{i=0}^k D_i$. After waiting for a certain time, on the order of $\frac{1}{\tau_{\text{tot}}}$, one measures the system. With almost 100 percent probability, the system will be found on a lower level. By virtue of the wavefunction reduction [21], the measurement will again eliminate any possible superposition, catch the system at an eigenstate with energy lower than E_1 . If this is the ground state, fine. Otherwise one waits for a certain time and measures again, the system will go to lower levels further. Since there are only polynomial number of levels, it takes at most polynomial time for the system to relax to the ground state. End the proof.

This pedagogy step-wise relaxation scheme is only intended to show in the strongest sense that the misconception of the relaxation of a large system taking exponentially long time in the size of the system conflicts with fundamental physics laws. In general, any large physical systems should relax fast whether it can be viewed as encoding a model problem or not. The reason is, as mentioned before, that nature relaxes a real system in a parallel and irreversible manner, by virtue of the quantum parallelism and irreversibility of energy dissipation. A spin glass system relaxes slow [14] because the interactions between spins with other systems (especially vacuum field) are extremely weak. Even a single spin at excited state won't lose its energy for an exceedingly long time. The inconveniently slow relaxation of spin glass has nothing to do with the system size.

In practice, most of the interested problems may be included in the category of the model problem. Even for problems that fail to satisfy the conditions of the model problem, the step-wise relaxation will as well help to achieve great "search power" with reasonable computational sources in terms of energy tailoring precision and relaxation time. For example, a precision of $\epsilon < 0.01$ is sufficient to guarantee fast read-out for problems with falling ratios $R_1 < 10^6$. Several steps of such great falls can select one single state (the ground state) out of 10^{20} - 10^{30} others, which is a formidable search task on classical digital computers. Furthermore, in real operation of static quantum computers, one may speed up the read-out stage by applying resonant electromagnetic pulses to drive the desired state transition, or

putting the computer into a superconductive cavity which is in resonance with some energy to enhance the spontaneous radiation transition of great falls while suppress tiny falls by virtue of the cavity electrodynamics effects [22].

Conclusions

On a universal static quantum computer, all P and NP [4] problems can be efficiently solved in the sense that the number of logic gates, the precision in energy tailoring, and the read-out time required are all bounded by polynomial functions of the problem input size. Static quantum computers have the built-in ability in simulating other many-body physical systems. The latest research shows that a universal static quantum simulator can simulate any physical systems in an isomorphic manner that there is one-to-one correspondence between the working modes of the simulator to those eigen states of the system being simulated, the corresponding energies are proportional to each other, in particular, the ground state of the system being simulated is simulated by the ground state of the simulator [23]. This has the great advantage in simulating dissipative systems. Wide applications of static quantum computation should be expected in most areas of science and engineering, such as combinatorial mathematics, computational physics, and economic optimization. To mention but a few hard computational problems: the satisfiability decision problem [4], the classic example of traveling-salesman optimization problem [4], search for the global minimum energy state of a spin glass system [14], predicting the conformational ground state [24] and the folding [25] of proteins which are essential to understand physical processes involved in life phenomena, exploration of the potential energy surface of clusters in order to understand their structure, thermodynamics, and dynamics [26]. On the technological side, nanotechnology holds the promise to realize the desired strongly interacting quantum systems. It seems possible to realize SQLGs and SQNs using superconductive devices [27,28] with today's well-established technology. There is reason to believe the static quantum computer to make its debut in the very near future. The new concept of quantum computation also bears great importance in theoretical computer science. If on a classical Turing machine,

$P \notin NP$, the results in this article overthrow the so-called strong Church thesis [13].

REFERENCES

- [1] A .Ekert and R .Jozsa, Reviews of Modern Physics 68, 733 (1996).
- [2] S.Lloyd, Scientific American, October 1995, Page 140.
- [3] C H .Bennett, Physics Today 48, No.10, 24 (1995).
- [4] M R . Garey and D S. Johnson, Computers and Intractability: A Guide to NP-Completeness (Freeman, San Francisco, 1979).
- [5] C H . Bennett et al., to appear in SIAM Journal on Computing. Available on-line as quant-ph/9701001 at <http://xxx.lanl.gov/archive/>.
- [6] H . Wei and X . Xue, "Tailoring Many-Body Interactions to Solve Hard Combinatorial Problems", to be published.
- [7] P D .Tougaw and C S.Lent, J. Appl. Phys. 75, 1818 (1994).
- [8] C S.Lent and P D .Tougaw , J. Appl. Phys. 74, 6227 (1993).
- [9] See, for example, T C . Bartee, Computer Architecture and Logic Design (McGraw-Hill, 1991).
- [10] T .Tóth and N .Margolus, Cellular Automata Machines: a new environment for modeling (MIT Press, 1987).
- [11] W .G .Unruh, Physical Review A 51, 992 (1995).
- [12] L.L.Chuang et al., Science 270, 1633 (1995).
- [13] A .Vergis et al., Mathematics and Computers in Simulation 28, 91 (1986).
- [14] K H . Fisher and J A .Hertz, Spin Glasses (Cambridge University Press, 1991).
- [15] S.Kirkpatrick et al., Science 220, 671 (1983).
- [16] J H .Holland, Scientific American, July 1992, Page 44.

- [17] B.A. Berg, *Nature* 361, 708 (1993).
- [18] W. Heitler, *The Quantum Theory of Radiation*, 3rd Edition (Dover Publications, 1994). Page 176.
- [19] L.I. Schiff, *Quantum Mechanics*, 3rd Edition (McGraw-Hill, 1968). Page 533.
- [20] W.H. Zurek, *Physics Today* 44, No. 10, 36 (1991).
- [21] R. Omnès, *The Interpretation of Quantum Mechanics*, (Princeton University Press, 1994).
- [22] S. Haroche and D. Kleppner, *Physics Today* 42, No. 1, 24 (1989).
- [23] H. Wei and X. Xue, "Static Quantum Isomorphic Simulation", to be published.
- [24] H. Frauenfelder et al. in *Biologically Inspired Physics*, NATO ASI Series B 263 (Plenum, New York, 1991).
- [25] L. Holm and C. Sander, *Science* 273, 595 (1996).
- [26] D.J. Wales, *Science* 271, 925 (1996).
- [27] For superconductive devices, see, for example, T. van Duzer and C.W. Turner, *Principles of Superconductive Devices and Circuits* (Elsevier North Holland, 1981).
- [28] X. Xue and H. Wei, "Superconductive Static Quantum Logic", to be published.

FIGURE CAPTIONS

Fig.1 The Symmetrized AND Gate

Fig.2 The Static Finite State Control

Fig.3 The Universal Static Quantum Computer

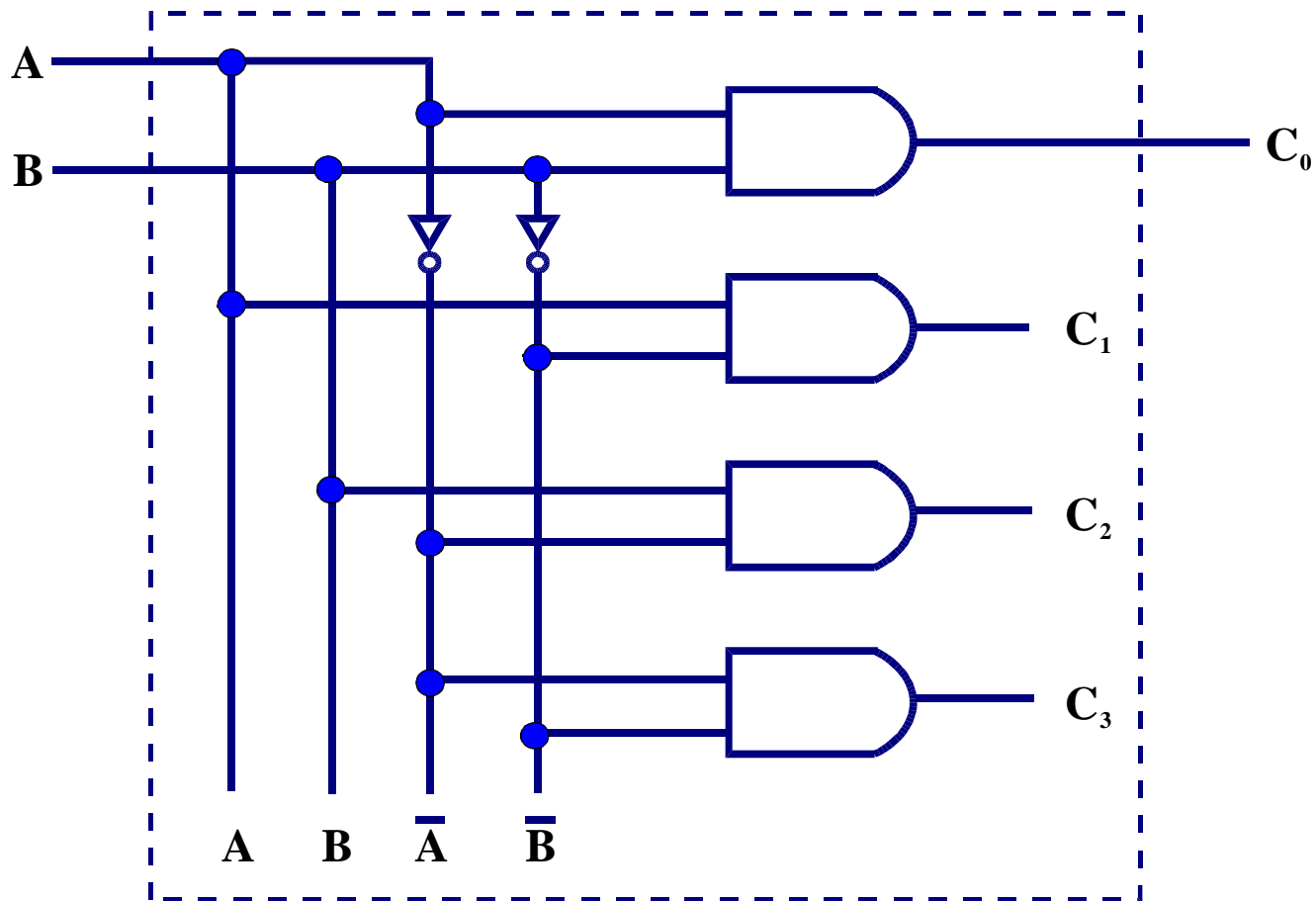


Fig. 1

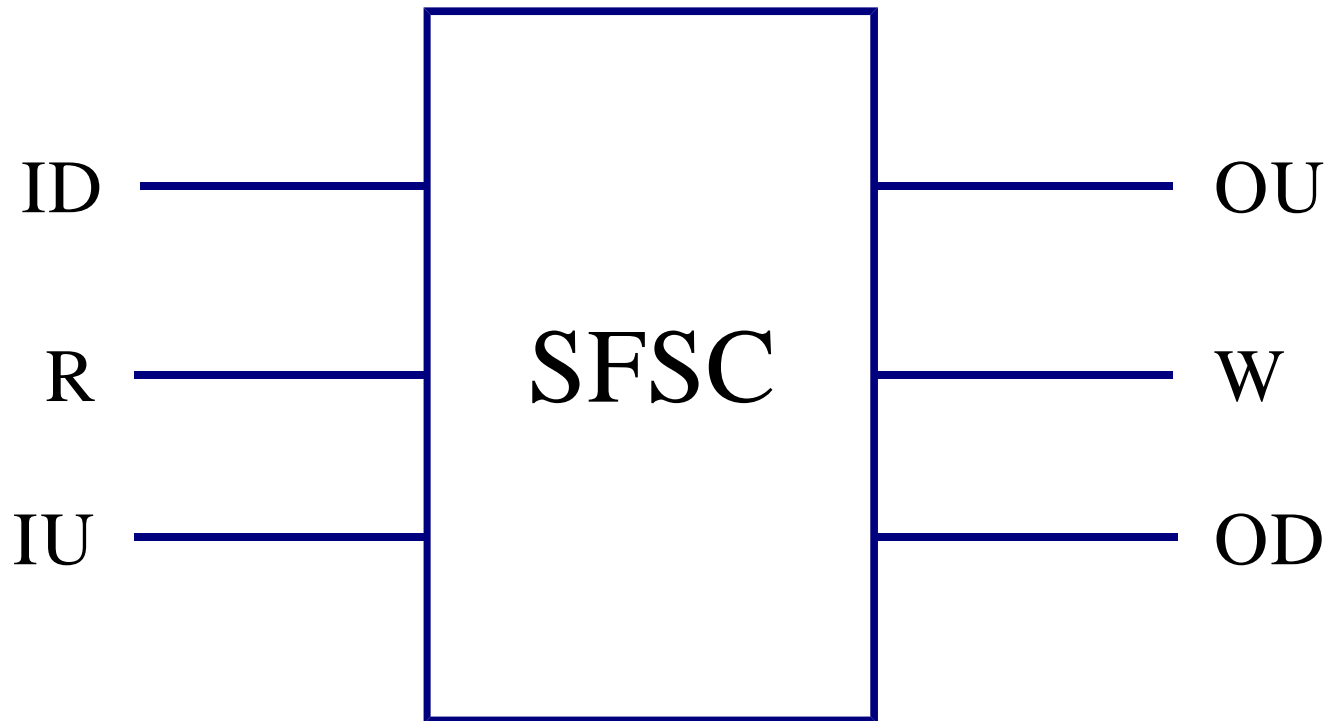


Fig. 2

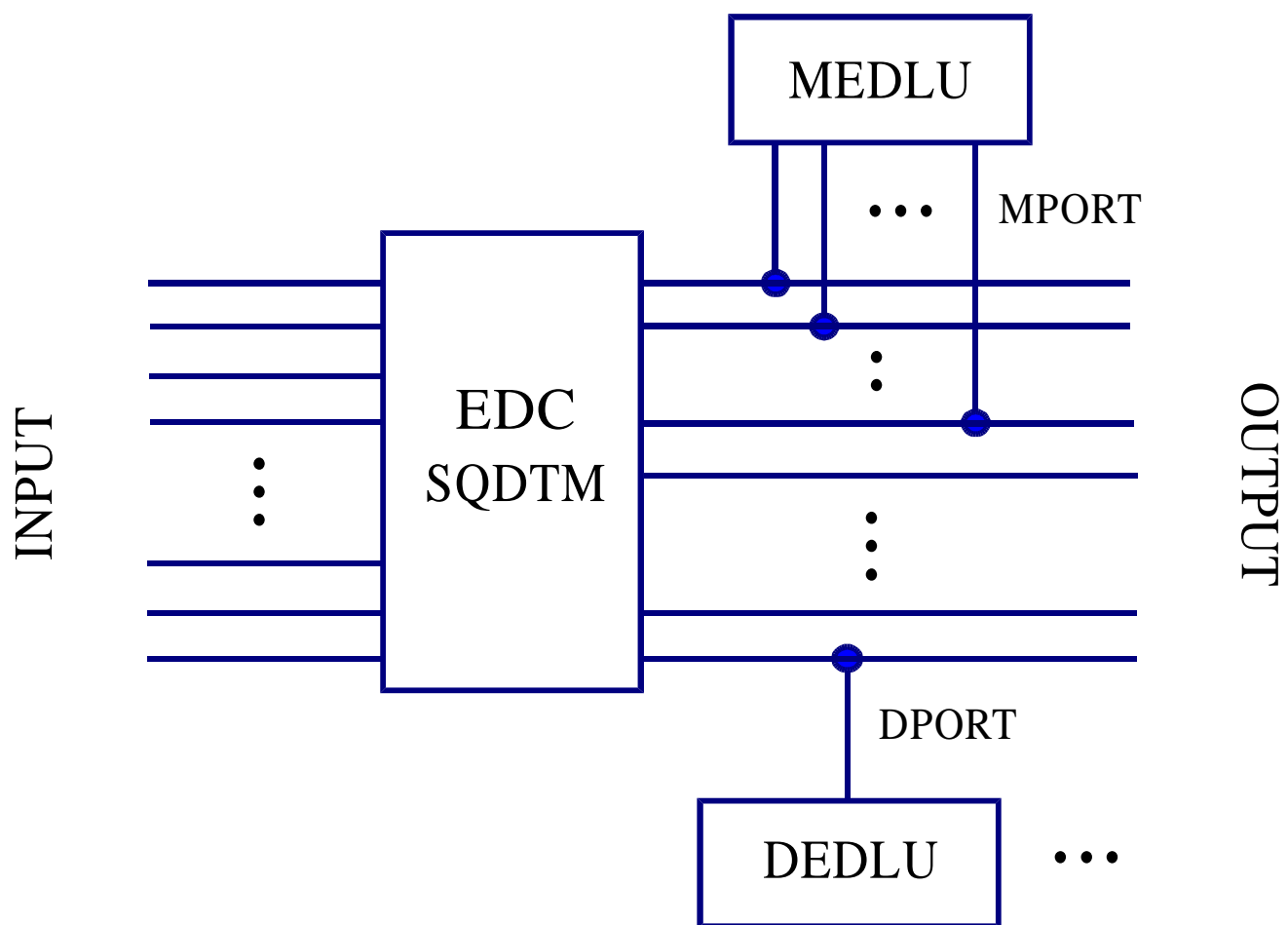


Fig. 3