

# Decoherence without dissipation

Subhashish Banerjee\*

*Raman Research Institute, Bangalore- 560080, India*

R. Ghosh

*School of Physical Sciences, Jawaharlal Nehru University, New Delhi - 110 067, India*

We study open quantum systems where the coupling between the system and its environment is of a quantum nondissipation (QND) type. Such a system undergoes decoherence without dissipation of energy. We obtain the master equation for the evolution of such a system under the influence of a squeezed thermal bath. From the master equation it can be seen explicitly that the process involves decoherence without any dissipation. We work out the decoherence causing term in the high and zero temperature limits and show that they match with known results in the different temperature regimes for the case of a thermal bath. We also make a comparison between the quantum statistical properties of QND and non-QND (i.e., involving decoherence as well as dissipation) types of evolution.

PACS numbers: 03.65.Db, 03.65.Yz, 42.50.Ct

## I. INTRODUCTION

The concept of ‘open’ quantum systems is a ubiquitous one in that any system can be thought of as being not isolated but being surrounded by an environment which should effect its dynamics. Caldeira and Leggett [1] used the Influence Functional approach developed by Feynman and Vernon [2] to discuss quantum dissipation via the paradigm of quantum brownian motion (QBM), a very important model depicting the features of quantum open systems. They discussed the situation where the system and its environment were initially uncorrelated. This was extended to situations where the system and its environment were initially correlated by Hakim and Ambegaokar [3], Smith and Caldeira [4], Grabert, Schramm and Ingold [5], Banerjee and Ghosh [6] among others. Haake and Reibold [7], Hu, Paz and Zhang [8] obtained an exact master equation for a general spectral density of the bath (environment or reservoir).

Here we wish to study open quantum systems where the coupling between the system and its environment is of a quantum non-demolition (QND) type [9, 10, 11, 12, 13, 14]. Such a system undergoes decoherence without dissipation of energy [15, 16, 17]. A study of such systems would be worthwhile because it has been suggested [18] that using QND measurement schemes one may be able to surpass the standard quantum limit of phase measurement and reach the Heisenberg limit. We also wish to make a comparison between the quantum statistical mechanics of the QND and dissipative, both the Lindblad and QBM, types of evolution [8, 19, 20, 21, 22].

In Section 2 we will obtain the master equation for a system interacting with its environment by a QND type of coupling. The bath is taken to be initially in a squeezed thermal state and we use separable initial conditions. An advantage of using a squeezed thermal bath is that the decay rate of quantum coherences can be suppressed leading to preservation of nonclassical effects [23]. It has also been shown to modify the geometric phase of two-level quantum systems [24]. In Section 2A, we take up the case of a bosonic bath of harmonic oscillators and in Section 2B, we take up the case of a bath of two-level systems. In Section 3, we analyze the term causing decoherence (for the case of a bosonic bath of harmonic oscillators) in the master equation obtained in Section 2A and explicitly solve it for the case of high-temperature ( $T$ ) and for the zero- $T$  case. We then setup a ‘quantitative’ measure of coherence and construct from it, the linear entropy  $S(t)$ , which is studied for the zero as well as the high- $T$  cases. In Section 4, the quantum statistical mechanical properties underlying the QND and dissipative processes are studied on a general footing for a two-level atomic system (Section 4A) and a harmonic oscillator system (Section 4B). In Section 4A, the dissipative process is taken to be that generated by a standard Lindblad equation while in Section 4B, the model studied is that of QBM. In Section 5 we make our conclusions.

---

\*Electronic address: subhashishb@rri.res.in

## II. MASTER EQUATION

Here we present the master equation for a system interacting with its environment by a coupling of the QND type where the environment is a bosonic bath of harmonic oscillators. We also take up the case where the environment is composed of a bath of two-level systems.

### A. Bath of Harmonic Oscillators

We consider the Hamiltonian

$$\begin{aligned} H &= H_S + H_R + H_{SR} \\ &= H_S + \sum_k \hbar \omega_k b_k^\dagger b_k + H_S \sum_k g_k (b_k + b_k^\dagger) + H_S^2 \sum_k \frac{g_k^2}{\hbar \omega_k}. \end{aligned} \quad (1)$$

Here  $H_S$ ,  $H_R$  and  $H_{SR}$  stand for the Hamiltonians of the system, reservoir and system reservoir interaction respectively. The last term on the right hand side of Eq. (1) is a renormalization inducing ‘counter term’. Since  $[H_S, H_{SR}] = 0$ , (1) is of QND type.

The system plus reservoir complex is closed and hence obeys a unitary evolution given by

$$\rho(t) = e^{-\frac{i}{\hbar} H t} \rho(0) e^{\frac{i}{\hbar} H t}, \quad (2)$$

where

$$\rho(0) = \rho^s(0) \rho_R(0), \quad (3)$$

i.e., we assume separable initial conditions. In order to obtain the reduced dynamics of the system alone, we trace over the reservoir. The matrix elements of the reduced density matrix in system space is

$$\begin{aligned} \rho_{nm}^s(t) &= e^{-\frac{i}{\hbar} (E_n - E_m) t} e^{-\frac{i}{\hbar} (E_n^2 - E_m^2) \sum_k \frac{g_k^2 t}{\hbar \omega_k}} \\ &\quad \times \text{Tr}_R \left[ e^{-\frac{i}{\hbar} H_n t} \rho_R(0) e^{\frac{i}{\hbar} H_m t} \right] \rho_{nm}^s(0). \end{aligned} \quad (4)$$

Here  $\rho_R(0)$  is the initial density matrix of the reservoir which we take to be a squeezed thermal bath given by

$$\hat{\rho}_R(0) = \hat{S}(r, \Phi) \hat{\rho}_{th} \hat{S}^\dagger(r, \Phi), \quad (5)$$

where

$$\hat{\rho}_{th} = \prod_k [1 - e^{-\beta \hbar \omega_k}] e^{-\beta \hbar \omega_k \hat{b}_k^\dagger \hat{b}_k} \quad (6)$$

is the density matrix of the thermal bath, and

$$\hat{S}(r_k, \Phi_k) = \exp \left[ r_k \left( \frac{\hat{b}_k^2}{2} e^{-i2\Phi_k} - \frac{\hat{b}_k^{\dagger 2}}{2} e^{i2\Phi_k} \right) \right] \quad (7)$$

is the squeezing operator with  $r_k$ ,  $\Phi_k$  being the squeezing parameters [25]. In Eq. (4),

$$H_n = \sum_k \left[ \hbar \omega_k b_k^\dagger b_k + E_n g_k (b_k + b_k^\dagger) \right]. \quad (8)$$

Now

$$\begin{aligned} e^{\frac{i}{\hbar} H_n^{(k)} t} &= e^{-i \frac{E_n^2 g_k^2}{\hbar^2 \omega_k^2} (\omega_k t - \sin(\omega_k t))} \\ &\quad \times D \left( \frac{E_n g_k}{\hbar \omega_k} (e^{i\omega_k t} - 1) \right) e^{i\omega_k b_k^\dagger b_k t}, \end{aligned} \quad (9)$$

where  $D(\alpha)$  is the displacement operator,

$$D(\alpha) = e^{\alpha b_k^\dagger - \alpha^* b_k}, \quad (10)$$

and  $\sum_k H_n^{(k)} = H_n$  (as in (8)). Similarly,

$$\begin{aligned} e^{-\frac{i}{\hbar} H_n^{(k)} t} &= e^{i \frac{E_n^2 g_k^2}{\hbar^2 \omega_k^2} (\omega_k t - \sin(\omega_k t))} D\left(\frac{E_n g_k}{\hbar \omega_k} (e^{-i\omega_k t} - 1)\right) \\ &\quad \times e^{-i\omega_k b_k^\dagger b_k t}. \end{aligned} \quad (11)$$

Now using Eqs. (9), (11) in Eq. (4) and making use of the following properties of the displacement operator

$$e^{i\omega_k b_k^\dagger b_k t} D(\alpha) = D(\alpha e^{i\omega_k t}) e^{i\omega_k b_k^\dagger b_k t}, \quad (12)$$

$$D^\dagger(\alpha) = D(-\alpha), \quad (13)$$

$$D^\dagger(\alpha) D(\alpha e^{i\omega_k t}) = D(\alpha(e^{i\omega_k t} - 1)) e^{i\alpha\alpha^* \sin(\omega_k t)}, \quad (14)$$

the reduced density matrix in system space becomes

$$\begin{aligned} \rho_{nm}^s(t) &= e^{-\frac{i}{\hbar} (E_n - E_m)t} e^{-i(E_n^2 - E_m^2) \sum_k \frac{g_k^2}{\hbar^2 \omega_k^2} \sin(\omega_k t)} \\ &\quad \times \prod_k Tr_R [\rho_R(0) D(\theta_k)] \rho_{nm}^s(0). \end{aligned} \quad (15)$$

Here

$$\theta_k = (E_m - E_n) \frac{g_k}{\hbar \omega_k} (e^{i\omega_k t} - 1), \quad (16)$$

and  $\rho_R(0)$  is as in Eq. (5).

Now the trace term in Eq. (15) is

$$\begin{aligned} \prod_k Tr_R [\rho_R(0) D(\theta_k)] &= \prod_k Tr_R [\hat{S}(r_k, \Phi_k) \hat{\rho}_{th} \hat{S}^\dagger(r_k, \Phi_k) \hat{D}(\theta_k)] \\ &= \prod_k Tr_R [\hat{\rho}_{th} \hat{D}(\theta_k \cosh(r_k) + \theta_k^* \sinh(r_k) e^{i2\Phi_k})] \\ &= \exp \left[ -\frac{1}{2} (E_m - E_n)^2 \sum_k \frac{g_k^2}{\hbar^2 \omega_k^2} \coth\left(\frac{\beta \hbar \omega_k}{2}\right) \right. \\ &\quad \left. \times |(e^{i\omega_k t} - 1) \cosh(r_k) + (e^{-i\omega_k t} - 1) \sinh(r_k) e^{i2\Phi_k}|^2 \right]. \end{aligned} \quad (17)$$

Here we have used the following relation between squeezing and displacement operators:

$$\hat{S}^\dagger(r_k, \Phi_k) \hat{D}(\theta_k) \hat{S}(r_k, \Phi_k) = \hat{D}(\theta_k \cosh(r_k) + \theta_k^* \sinh(r_k) e^{i2\Phi_k}). \quad (18)$$

Using (17) in (15), we obtain the reduced density matrix of the system as

$$\begin{aligned} \rho_{nm}^s(t) &= e^{-\frac{i}{\hbar} (E_n - E_m)t} e^{-i(E_n^2 - E_m^2) \sum_k \frac{g_k^2}{\hbar^2 \omega_k^2} \sin(\omega_k t)} \\ &\quad \times \exp \left[ -\frac{1}{2} (E_m - E_n)^2 \sum_k \frac{g_k^2}{\hbar^2 \omega_k^2} \coth\left(\frac{\beta \hbar \omega_k}{2}\right) \right. \\ &\quad \left. \times |(e^{i\omega_k t} - 1) \cosh(r_k) + (e^{-i\omega_k t} - 1) \sinh(r_k) e^{i2\Phi_k}|^2 \right] \rho_{nm}^s(0). \end{aligned} \quad (19)$$

Differentiating Eq. (19) with respect to time we obtain the master equation giving the system evolution under the influence of the environment as

$$\dot{\rho}_{nm}^s(t) = \left[ -\frac{i}{\hbar}(E_n - E_m) + i\dot{\eta}(t)(E_n^2 - E_m^2) - (E_n - E_m)^2 \dot{\gamma}(t) \right] \rho_{nm}^s(t), \quad (20)$$

where

$$\eta(t) = -\sum_k \frac{g_k^2}{\hbar^2 \omega_k^2} \sin(\omega_k t), \quad (21)$$

and

$$\gamma(t) = \frac{1}{2} \sum_k \frac{g_k^2}{\hbar^2 \omega_k^2} \coth\left(\frac{\beta \hbar \omega_k}{2}\right) \left| (e^{i\omega_k t} - 1) \cosh(r_k) + (e^{-i\omega_k t} - 1) \sinh(r_k) e^{i2\Phi_k} \right|^2. \quad (22)$$

For the case of zero squeezing,  $r = \Phi = 0$ , and  $\gamma(t)$  (22) reduces to the expression obtained earlier [15, 16, 17] for the case of a thermal bath. It can be seen that  $\eta(t)$  (21) is independent of the bath initial conditions and hence remains the same as for the thermal bath. Comparing the master equation obtained for the case of a QND coupling to the bath (20) with the master equation obtained in the case of QBM as in [19, 20, 21], where the master equation was obtained for the QBM of the system of a harmonic oscillator in a squeezed thermal bath, we find that the term responsible for decoherence in the QND case is given by  $\dot{\gamma}(t)$ . It is interesting to note that in contrast to the QBM case, here there is no term governing dissipation. Also missing are the various other diffusion terms, i.e., those responsible for promoting diffusion in  $p^2$  and those responsible for diffusion in  $xp + px$ , the so called anomalous diffusion terms. Also note that in the exponent of the third exponential on the right hand side of Eq. (19), responsible for the decay of coherences, the coefficient of  $\gamma(t)$  (22) is dependent on the eigenvalues  $E_n$  of the “conserved pointer observable” operator which in this case is the system Hamiltonian itself. This reiterates the statement that the decay of coherence, in a system interacting with its bath via a QND interaction, depends on the conserved pointer observable and the bath coupling parameters [16].

## B. Bath of two-level systems

Our main thrust in this paper is towards a bosonic bath of harmonic oscillators. However, here we also briefly take up the case of a bath of two-level systems, also considered in [15], which illustrates in a transparent manner the difference between a bath of harmonic oscillators and that of two-level systems. The Hamiltonian considered is

$$\begin{aligned} H &= H_S + H_R + H_{SR} \\ &= H_S + \sum_k \omega_k \sigma_{zk} + H_S \sum_k C_k \sigma_{xk}. \end{aligned} \quad (23)$$

Since  $[H_S, H_{SR}] = 0$ , the Hamiltonian (23) is of a QND type. Starting from the unitary evolution of the entire closed system and then tracing over the bath, we obtain the reduced density matrix in system space as

$$\rho_{nm}^s(t) = e^{-\frac{i}{\hbar}(E_n - E_m)t} T r_R \left[ e^{\frac{i}{\hbar} H_m t} e^{-\frac{i}{\hbar} H_n t} \rho_R(0) \right] \rho_{nm}^s(0), \quad (24)$$

where

$$H_n = \sum_k [\omega_k \sigma_{zk} + E_n C_k \sigma_{xk}] = \sum_k \hat{O}_k(E_n). \quad (25)$$

Using the properties of the  $\sigma_z, \sigma_x$  matrices it can be seen that

$$e^{i\hat{O}_k(E_m)t} = \cos(\omega'_k(E_m)t) + \frac{i \sin(\omega'_k(E_m)t)}{\omega'_k(E_m)} (\omega_k \sigma_{zk} + E_m C_k \sigma_{xk}), \quad (26)$$

where

$$\omega'_k(E_m) = \sqrt{\omega_k^2 + E_m^2 C_k^2}. \quad (27)$$

Thus

$$\begin{aligned}
e^{i\hat{0}_k(E_m)t} e^{-i\hat{0}_k(E_n)t} &= \cos(\omega'_k(E_m)t) \cos(\omega'_k(E_n)t) \\
&+ \frac{\sin(\omega'_k(E_m)t) \sin(\omega'_k(E_n)t)}{\omega'_k(E_m)\omega'_k(E_n)} (\omega_k^2 + E_m E_n C_k^2) \\
&+ \frac{\sin(\omega'_k(E_m)t) \sin(\omega'_k(E_n)t)}{\omega'_k(E_m)\omega'_k(E_n)} \omega_k C_k (E_n - E_m) \sigma_{zk} \sigma_{xk} \\
&- \frac{i \cos(\omega'_k(E_m)t) \sin(\omega'_k(E_n)t)}{\omega'_k(E_n)} (\omega_k \sigma_{zk} + E_n C_k \sigma_{xk}) \\
&+ \frac{i \cos(\omega'_k(E_n)t) \sin(\omega'_k(E_m)t)}{\omega'_k(E_m)} (\omega_k \sigma_{zk} + E_m C_k \sigma_{xk}).
\end{aligned} \tag{28}$$

Using (28) in (24), it can be seen that only the first two terms on the right-hand side of Eq. (28) contribute and the reduced density matrix of the system becomes

$$\begin{aligned}
\rho_{nm}^s(t) &= e^{-\frac{i}{\hbar}(E_n - E_m)t} \prod_k \left[ \cos(\omega'_k(E_m)t) \cos(\omega'_k(E_n)t) \right. \\
&\quad \left. + \frac{\sin(\omega'_k(E_m)t) \sin(\omega'_k(E_n)t)}{\omega'_k(E_m)\omega'_k(E_n)} (\omega_k^2 + E_m E_n C_k^2) \right] \rho_{nm}^s(0),
\end{aligned} \tag{29}$$

as also obtained by Shao et al. [15]. We can see from Eq. (29) that the reduced density matrix of the system is independent of the temperature and squeezing conditions. This brings out the intrinsic difference between a bosonic bath of harmonic oscillators and a bath of two-level systems.

### III. DECOHERENCE CAUSING TERM

In this section we will examine in detail the term  $\gamma(t)$  (Eq. (22)). This is the term whose time derivative is what is called the decoherence causing term as is evident from the master equation (20). To proceed we assume a ‘quasi-continuous’ bath spectrum with spectral density  $I(\omega)$  such that

$$\sum_k \frac{g_k^2}{\hbar^2} f(\omega_k) \longrightarrow \int_0^\infty d\omega I(\omega) f(\omega), \tag{30}$$

and using an ohmic spectral density

$$I(\omega) = \frac{\gamma_0}{\pi} \omega e^{-\omega/\omega_c}, \tag{31}$$

where  $\gamma_0$  and  $\omega_c$  are two bath parameters, we obtain  $\eta(t)$  (21) as

$$\eta(t) = -\frac{\gamma_0}{\pi} \tan^{-1}(\omega_c t). \tag{32}$$

In the limit  $\omega_c t \gg 1$ ,  $\tan^{-1}(\omega_c t) \longrightarrow \frac{\pi}{2}$  and  $\eta(t) \longrightarrow -\frac{\gamma_0}{2}$ . Now we evaluate  $\gamma(t)$  given in (22) for the squeezed thermal bath for the cases of zero- $T$  and high- $T$ .

$T = 0$ :

Using Eqs. (30), (31) in Eq. (22) and using the zero- $T$  limit we obtain  $\gamma(t)$  as

$$\begin{aligned}
\gamma(t) &= \frac{\gamma_0}{2\pi} \cosh(2r) \ln(1 + \omega_c^2 t^2) - \frac{\gamma_0}{4\pi} \sinh(2r) \times \ln \left[ \frac{(1 + 4\omega_c^2(t-a)^2)}{(1 + \omega_c^2(t-2a)^2)^2} \right] \\
&\quad - \frac{\gamma_0}{4\pi} \sinh(2r) \ln(1 + 4a^2\omega_c^2)
\end{aligned} \tag{33}$$

where  $t > 2a$ . Here we have for simplicity taken the squeezed bath parameters as

$$\begin{aligned}
\cosh(2r(\omega)) &= \cosh(2r), \quad \sinh(2r(\omega)) = \sinh(2r), \\
\Phi(\omega) &= a\omega,
\end{aligned} \tag{34}$$

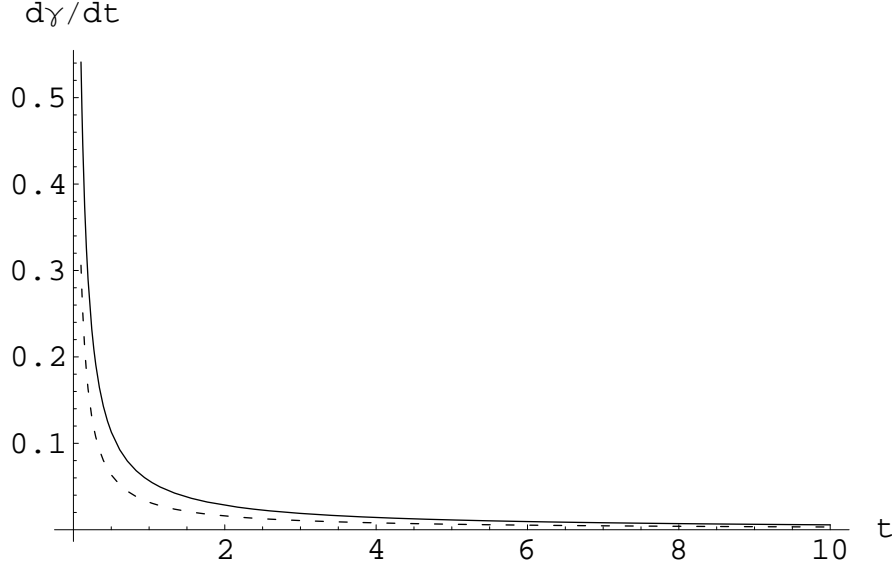


FIG. 1:  $\dot{\gamma}(t)$  (Eq. (35)) as a function of time  $t$  for different environmental conditions. Here  $\gamma_0 = 0.1$ ,  $\omega_c = 50$ ,  $a = 0$  and temperature  $T$  (in units where  $\hbar \equiv k_B \equiv 1$ ) = 0. The dashed and the solid curves correspond to squeezing parameter (34)  $r = 0, 0.4$ , respectively.

where  $a$  is a constant depending upon the squeezed bath. The decoherence causing term  $\dot{\gamma}(t)$  is obtained from the above equation as

$$\dot{\gamma}(t) = \frac{\gamma_0}{\pi} \cosh(2r) \frac{\omega_c^2 t}{(1 + \omega_c^2 t^2)} - \frac{\gamma_0}{4\pi} \sinh(2r) \left[ \frac{8\omega_c^2(t-a)}{(1 + 4\omega_c^2(t-a)^2)} - \frac{4\omega_c^2(t-2a)}{(1 + \omega_c^2(t-2a)^2)} \right]. \quad (35)$$

We can see from the above equation that in the long time limit,  $\dot{\gamma}(t) \rightarrow \frac{\gamma_0}{\pi t} \cosh(2r)$  and the terms proportional to  $\sinh$ , coming from the nonstationarity of the squeezed bath, are washed out. For the case of zero squeezing we obtain from (33)

$$\gamma(t) = \frac{\gamma_0}{2\pi} \ln(1 + \omega_c^2 t^2) \rightarrow \frac{\gamma_0}{2\pi} \text{ constant}, \quad (36)$$

because of the slow logarithmic behavior.

As  $\omega_c \rightarrow \infty$ ,  $\gamma(t)$  (33) tends to

$$\gamma(t) \rightarrow \frac{\gamma_0}{2\pi} \cosh(2r)A - \frac{\gamma_0}{4\pi} \sinh(2r)B, \quad (37)$$

where

$A = \lim_{\omega_c \rightarrow \infty} \ln(1 + \omega_c^2 t^2) = \text{constant}$ , because of the slow logarithmic behavior and

$B = \lim_{\omega_c \rightarrow \infty} \ln \left[ \frac{(1 + 4\omega_c^2(t-a)^2)(1 + 4a^2\omega_c^2)}{(1 + \omega_c^2(t-2a)^2)^2} \right] = \text{constant}$ , again because of slow logarithmic behavior.

High  $T$ :

Using (30), (31) in (22) and using the high- $T$  limit we obtain

$$\begin{aligned} \gamma(t) = & \frac{\gamma_0 k_B T}{\pi \hbar \omega_c} \cosh(2r) \left[ 2\omega_c t \tan^{-1}(\omega_c t) + \ln \left( \frac{1}{1 + \omega_c^2 t^2} \right) \right] \\ & - \frac{\gamma_0 k_B T}{2\pi \hbar \omega_c} \sinh(2r) \left[ 4\omega_c(t-a) \tan^{-1}(2\omega_c(t-a)) \right. \\ & \left. - 4\omega_c(t-2a) \tan^{-1}(\omega_c(t-2a)) + 4a\omega_c \tan^{-1}(2a\omega_c) \right. \\ & \left. + \ln \left( \frac{[1 + \omega_c^2(t-2a)^2]^2}{[1 + 4\omega_c^2(t-a)^2]} \right) + \ln \left( \frac{1}{1 + 4a^2\omega_c^2} \right) \right], \end{aligned} \quad (38)$$

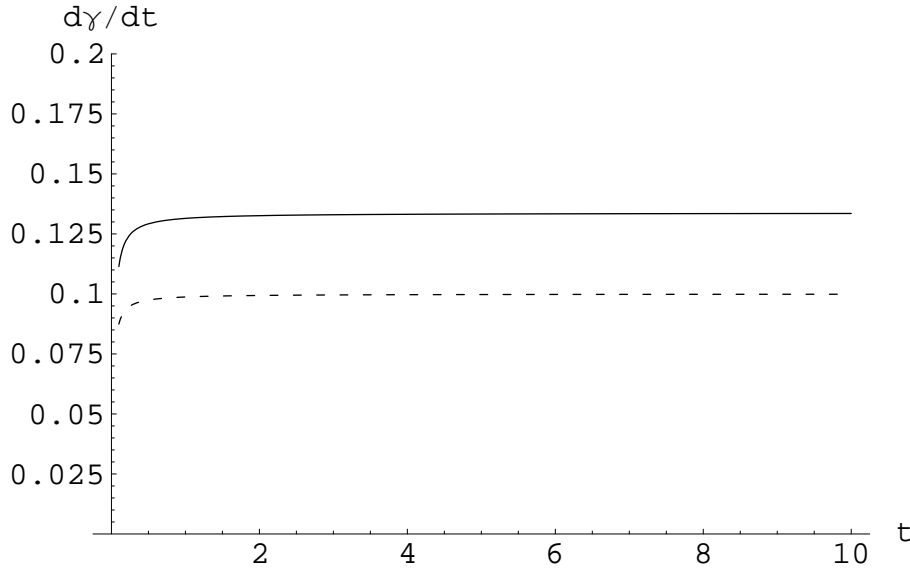


FIG. 2:  $\dot{\gamma}(t)$  (Eq. (41)) as a function of time  $t$  for different environmental conditions. Here  $\gamma_0 = 0.1$ ,  $\omega_c = 50$ ,  $a = 0$  and temperature  $T$  (in units where  $\hbar \equiv k_B \equiv 1$ ) = 300. The dashed and the solid curves correspond to squeezing parameter (34)  $r = 0, 0.4$ , respectively.

where  $t > 2a$ . From (38) we can obtain  $\gamma(t)$  for high  $T$  and thermal bath with no squeezing, by setting  $r$  and  $a$  to zero, as

$$\gamma(t) = \frac{\gamma_0 k_B T}{\pi \hbar \omega_c} \left[ 2\omega_c t \tan^{-1}(\omega_c t) + \ln \left( \frac{1}{1 + \omega_c^2 t^2} \right) \right], \quad (39)$$

such that

$$\dot{\gamma}(t) = \frac{2\gamma_0 k_B T}{\pi \hbar} \tan^{-1}(\omega_c t). \quad (40)$$

This matches with the result obtained in [17]. For the case of a squeezed thermal bath, we can obtain  $\dot{\gamma}(t)$  from (38) as

$$\begin{aligned} \dot{\gamma}(t) = & \frac{2\gamma_0 k_B T}{\pi \hbar} \cosh(2r) \tan^{-1}(\omega_c t) - \frac{2\gamma_0 k_B T}{\pi \hbar} \sinh(2r) \left[ \tan^{-1}(2\omega_c(t - a)) \right. \\ & \left. - \tan^{-1}(\omega_c(t - 2a)) \right]. \end{aligned} \quad (41)$$

Figure 1 depicts the behavior of the decoherence causing term,  $\dot{\gamma}(t)$  (Eq. (35)), for  $T = 0$  while Figure 2 depicts its behavior for high- $T$  (Eq. (41)), with and without bath squeezing indicated by the parameter  $r$ . A comparison between the two clearly indicates the power law behavior of the decay of coherences at  $T = 0$  and an exponential decay at high- $T$ . As  $\omega_c \rightarrow \infty$ , (38) tends to

$$\gamma(t) \rightarrow \frac{\gamma_0 k_B T}{\hbar} \cosh(2r)t - 2\frac{\gamma_0 k_B T}{\hbar} \sinh(2r)a. \quad (42)$$

Now we set up a ‘quantitative’ measure of coherence following [15] as

$$C(t) \equiv \text{Tr} [\rho^s(t)]^2. \quad (43)$$

If we assume the system to start from a pure state

$$\rho^s(0) = \left[ \sum_n p_n |n\rangle \right] \left[ \sum_m p_m^* \langle m| \right], \quad (44)$$

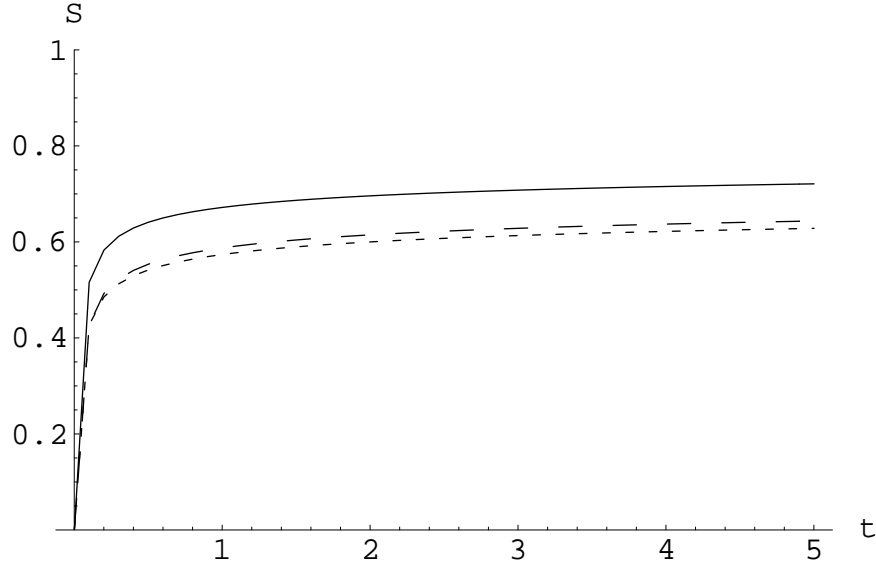


FIG. 3: Linear entropy  $S(t)$  (Eq. (46)) as a function of time  $t$  for different environmental conditions. Here  $\gamma_0 = 0.1$ ,  $\omega = 1$ ,  $\omega_c = 50$ ,  $a = 0$ ,  $|\alpha|^2 = 5$  and temperature (in units where  $\hbar \equiv k_B \equiv 1$ )  $T = 0$ , i.e., using Eq. (33). The large-dashed, small-dashed and the solid curves correspond to squeezing parameter (34)  $r = 0, -0.3, 0.4$ , respectively.

then using (19) we have

$$C(t) = \sum_{m,n} |p_n|^2 |p_m|^2 e^{-2(E_n - E_m)^2 \gamma(t)}, \quad (45)$$

where  $\gamma(t)$  is as in (22).

From  $C(t)$  we can form the linear entropy  $S(t)$  as:

$$S(t) = \text{Tr} [\rho^s(t) - (\rho^s(t))^2] = \mathcal{I} - C(t). \quad (46)$$

It is easy to see that  $S(t) = 0$  for a pure state and 1 for a completely mixed state.  $S(t)$  is plotted in Figures (3) and (4) for a harmonic oscillator system starting out in a coherent state  $|\alpha\rangle$  [26], for temperature  $T = 0$  and 300, respectively, for various values of environmental squeezing parameter  $r$ .

$T = 0$ :

Using Eq. (22) in Eq. (45) and applying the  $T = 0$  limit, i.e., making use of (33), the measure of coherence is obtained as

$$\begin{aligned} C(t) &= \sum_{n,m} |p_n|^2 |p_m|^2 (1 + \omega_c^2 t^2)^{-\frac{\gamma_0}{\pi} \cosh(2r)(E_n - E_m)^2} \\ &\times \left[ \frac{(1 + 4\omega_c^2(t - a)^2)}{(1 + \omega_c^2(t - 2a)^2)^2} \right]^{\frac{\gamma_0}{2\pi} \sinh(2r)(E_n - E_m)^2} \\ &\times (1 + 4a^2\omega_c^2)^{\frac{\gamma_0}{2\pi} \sinh(2r)(E_n - E_m)^2}. \end{aligned} \quad (47)$$

For the case of zero-squeezing,  $r = 0 = a$  and  $C(t)$  (47) becomes

$$C(t) = \sum_{n,m} |p_n|^2 |p_m|^2 (\omega_c t)^{-\frac{2\gamma_0}{\pi}(E_n - E_m)^2}. \quad (48)$$

Here we have in addition taken the situation where  $\omega_c t \gg 1$  which is an experimentally accessible domain of time. This agrees with the result obtained in [15]. It can be seen from Eqs. (47) and (48) that coherences follow the ‘power law’ for  $T = 0$ .

High  $T$ :

Using Eq. (22) in Eq. (45) and applying the high- $T$  limit, i.e., using (38), the measure of coherence is obtained as

$$C(t) = \sum_{m,n} |p_n|^2 |p_m|^2 \exp \left\{ - (E_n - E_m)^2 \frac{4\gamma_0 k_B T}{\pi \hbar} \right\}$$



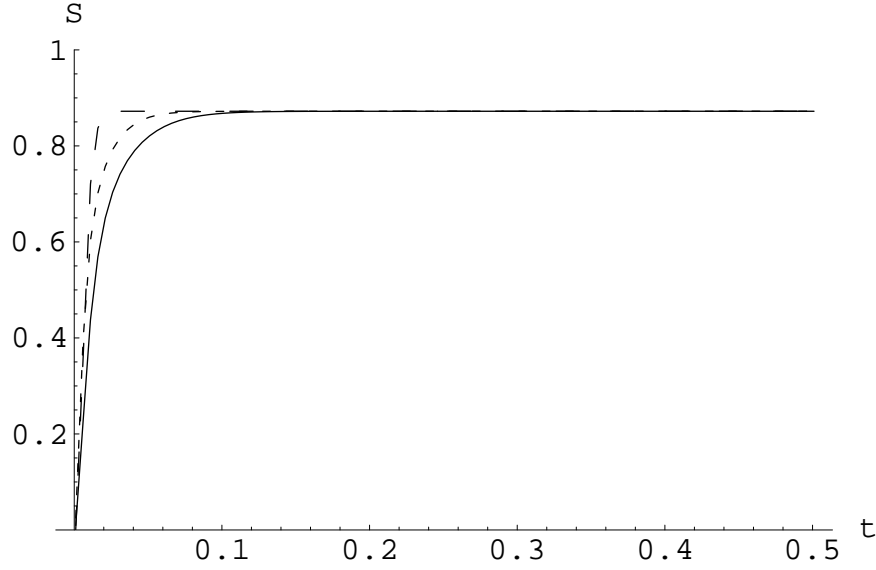


FIG. 4: Linear entropy  $S(t)$  (Eq. (46)) as a function of time  $t$  for different environmental conditions. Here  $\gamma_0 = 0.1$ ,  $\omega = 1$ ,  $\omega_c = 50$ ,  $a = 0$ ,  $|\alpha|^2 = 5$  and temperature (in units where  $\hbar \equiv k_B \equiv 1$ )  $T = 300$ , i.e., making use of Eq. (38). The solid, small-dashed and large-dashed curves correspond to squeezing parameter (34)  $r = 0, -0.5, 2$ , respectively.

$$\begin{aligned}
& \times \left[ \cosh(2r) \tan^{-1}(\omega_c t) - \sinh(2r) \tan^{-1}(2\omega_c(t-a)) \right. \\
& \left. + \sinh(2r) \tan^{-1}(\omega_c(t-2a)) \right] t - (E_n - E_m)^2 \frac{4a\gamma_0 k_B T}{\pi \hbar} \\
& \times \sinh(2r) \left[ \tan^{-1}(2\omega_c(t-a)) - 2 \tan^{-1}(\omega_c(t-2a)) - \tan^{-1}(2a\omega_c) \right] \Bigg\} \\
& \times (1 + \omega_c^2 t^2)^{\frac{2\gamma_0 k_B T}{\pi \hbar \omega_c}} \cosh(2r) (E_n - E_m)^2 \\
& \times \left( \frac{[1 + \omega_c^2(t-2a)^2]^2}{[1 + 4\omega_c^2(t-a)^2]} \right)^{\frac{\gamma_0 k_B T}{\pi \hbar \omega_c} \sinh(2r) (E_n - E_m)^2} \\
& \times (1 + 4a^2 \omega_c^2)^{\frac{-\gamma_0 k_B T}{\pi \hbar \omega_c} \sinh(2r) (E_n - E_m)^2}. \tag{49}
\end{aligned}$$

It can be seen from (49) that in the high- $T$  case the measure of coherence involves exponential as well as power law terms. It is also evident that the terms dominating the temporal behavior of the coherence measure are

$$\begin{aligned}
C(t) = \sum_{n,m} |p_n|^2 |p_m|^2 \exp \Bigg\{ - (E_n - E_m)^2 \frac{4\gamma_0 k_B T}{\pi \hbar} \Bigg[ \cosh(2r) \tan^{-1}(\omega_c t) \\
- \sinh(2r) \tan^{-1}(2\omega_c(t-a)) + \sinh(2r) \tan^{-1}(\omega_c(t-2a)) \Bigg] t \Bigg\}. \tag{50}
\end{aligned}$$

We can see from (50) that in the high- $T$  limit, the behavior of the coherences is predominately exponential. In the long time limit ( $\omega_c t \rightarrow \infty$ ),  $C(t)$  tends to

$$C(t) = \sum_{n,m} |p_n|^2 |p_m|^2 \exp \left\{ - (E_n - E_m)^2 \frac{2\gamma_0 k_B T}{\hbar} \cosh(2r) t \right\}. \tag{51}$$

By comparing the Figures (3) and (4), it is evident that at  $T = 0$  (Figure 3), the coherences stay for a longer time characterizing the power-law decay as opposed to the high- $T$  case (Figure 4), where the exponential decay causes the coherences to diminish over a much shorter period of time. Also evident is the effect of bath squeezing, characterized

by the parameter  $r$ , on the coherences in the two temperature regimes. While in the zero- $T$  case, the effect of squeezing remains over a longer period of time, in the high- $T$  case it diminishes quickly. In this its behavior is similar to that of QBM of a harmonic oscillator system [20, 21], where a similar tendency (at high- $T$ ) is observed. Another interesting feature that comes out is that in the zero- $T$  regime (Figure 3), by suitably adjusting the bath squeezing parameter  $r$ , the coherence in the system can be improved over the unsqueezed bath, as seen by comparing the small-dashed curve with the large-dashed one, representing the bath squeezing parameter (34)  $r = -0.3$  and  $0$ , respectively. This clearly brings out the utility of squeezing of the thermal bath.

#### IV. A COMPARISON OF THE QND AND NON-QND EVOLUTIONS AND PHASE DIFFUSION IN QND

In this section we make a comparison between the processes underlying the QND and non-QND (i.e., where  $[H_S, H_{SR}] \neq 0$ ) type of evolutions and briefly consider the question of phase diffusion in QND evolutions.

##### A. Two Level System

Here we take the system to be a two-level atomic system with the Hamiltonian

$$H_S = \frac{\hbar\omega}{2}\sigma_Z, \quad (52)$$

where  $\sigma_Z$  is the usual Pauli matrix. The Hamiltonian  $H_S$  (52), substituted in Eq. (1), was used by [27, 28, 29], in the context of quantum computation. In order to study its reduced density matrix under a QND system-reservoir interaction, i.e., using Eq. (19), we need to identify an appropriate system eigenbasis. Here this is provided by the Wigner-Dicke states [30, 31, 32]  $|j, m\rangle$ , which are the simultaneous eigenstates of the angular momentum operators  $J^2$  and  $J_Z$ , and we have

$$\begin{aligned} H_S|j, m\rangle &= \hbar\omega m|j, m\rangle \\ &= E_{j,m}|j, m\rangle, \end{aligned} \quad (53)$$

where  $-j \leq m \leq j$ . For the two-level system considered here,  $j = \frac{1}{2}$  and hence  $m = -\frac{1}{2}, \frac{1}{2}$ . Using this in Eq. (19) and starting the system from the state

$$|\psi(0)\rangle = \cos\left(\frac{\theta_0}{2}\right)|1\rangle + e^{i\phi_0}\sin\left(\frac{\theta_0}{2}\right)|0\rangle, \quad (54)$$

the reduced density matrix of the system after time  $t$  is [24]

$$\rho_{m,n}^s(t) = \begin{pmatrix} \cos^2(\frac{\theta_0}{2}) & \frac{1}{2}\sin(\theta_0)e^{-i(\omega t + \phi_0)}e^{-(\hbar\omega)^2\gamma(t)} \\ \frac{1}{2}\sin(\theta_0)e^{i(\omega t + \phi_0)}e^{-(\hbar\omega)^2\gamma(t)} & \sin^2(\frac{\theta_0}{2}) \end{pmatrix}, \quad (55)$$

from which the Bloch vectors can be extracted to yield

$$\begin{aligned} \langle\sigma_1(t)\rangle &= \sin(\theta_0)\cos(\omega t + \phi_0)e^{-(\hbar\omega)^2\gamma(t)}, \\ \langle\sigma_2(t)\rangle &= \sin(\theta_0)\sin(\omega t + \phi_0)e^{-(\hbar\omega)^2\gamma(t)}, \\ \langle\sigma_3(t)\rangle &= \cos(\theta_0). \end{aligned} \quad (56)$$

Here  $\gamma(t)$  is as in Eqs. (33), (38) for zero or high- $T$ , respectively. It can be easily seen from the above Bloch vector equations that the QND evolution causes a coplanar, fixed by the polar angle  $\theta_0$ , inspiral towards the  $\sigma_z$  axis of the Bloch sphere. This is the characteristic of a phase damping channel [33].

Next we study the reduced dynamics of the system (52) interacting with a squeezed thermal bath under a weak Born-Markov, rotating wave approximation. This implies that here the system interacts with its environment via a non-QND interaction such that along with a loss in phase information, energy dissipation also takes place. The evolution has a Lindblad form which in the interaction picture is given by [22, 26]

$$\frac{d}{dt}\rho^s(t) = \gamma_0(N+1)\left(\sigma_-\rho^s(t)\sigma_+ - \frac{1}{2}\sigma_+\sigma_-\rho^s(t) - \frac{1}{2}\rho^s(t)\sigma_+\sigma_-\right)$$

$$\begin{aligned}
& + \gamma_0 N \left( \sigma_+ \rho^s(t) \sigma_- - \frac{1}{2} \sigma_- \sigma_+ \rho^s(t) - \frac{1}{2} \rho^s(t) \sigma_- \sigma_+ \right) \\
& - \gamma_0 M \sigma_+ \rho^s(t) \sigma_+ - \gamma_0 M^* \sigma_- \rho^s(t) \sigma_- .
\end{aligned} \tag{57}$$

Here

$$N = N_{th} (\cosh^2(r) + \sinh^2(r)) + \sinh^2(r), \tag{58}$$

$$M = -\frac{1}{2} \sinh(2r) e^{i\Phi} (2N_{th} + 1), \tag{59}$$

and

$$N_{th} = \frac{1}{e^{\frac{\hbar\omega}{k_B T}} - 1}, \tag{60}$$

where  $N_{th}$  is the Planck distribution giving the number of thermal photons at the frequency  $\omega$  and  $r, \Phi$  are squeezing parameters. The analogous case of a thermal bath without squeezing can be obtained from the above expressions by setting these squeezing parameters to zero. Also  $\gamma_0$  is a constant typically denoting the system-environment coupling strength and  $\sigma_+, \sigma_-$  are the standard raising and lowering operators, respectively given by

$$\begin{aligned}
\sigma_+ &= |1\rangle\langle 0| = \frac{1}{2} (\sigma_1 + i\sigma_2), \\
\sigma_- &= |0\rangle\langle 1| = \frac{1}{2} (\sigma_1 - i\sigma_2).
\end{aligned} \tag{61}$$

In the above equation we use the nomenclature  $|1\rangle$  for the upper state and  $|0\rangle$  for the lower state and  $\sigma_1, \sigma_2, \sigma_3$  are the standard Pauli matrices. Evolving the system  $H_S$  from the initial state given in Eq. (54), using Eq. (57), we obtain the reduced density matrix of the system from which the Bloch vectors can be extracted to yield [24]

$$\begin{aligned}
\langle \sigma_1(t) \rangle &= \left[ 1 + \frac{1}{2} (e^{\gamma_0 a t} - 1) (1 + \cos(\Phi)) \right] e^{-\frac{\gamma_0}{2} (2N+1+a)t} \langle \sigma_1(0) \rangle \\
&\quad - \sin(\Phi) \sinh\left(\frac{\gamma_0 a t}{2}\right) e^{-\frac{\gamma_0}{2} (2N+1)t} \langle \sigma_2(0) \rangle, \\
\langle \sigma_2(t) \rangle &= \left[ 1 + \frac{1}{2} (e^{\gamma_0 a t} - 1) (1 - \cos(\Phi)) \right] e^{-\frac{\gamma_0}{2} (2N+1+a)t} \langle \sigma_2(0) \rangle \\
&\quad - \sin(\Phi) \sinh\left(\frac{\gamma_0 a t}{2}\right) e^{-\frac{\gamma_0}{2} (2N+1)t} \langle \sigma_1(0) \rangle, \\
\langle \sigma_3(t) \rangle &= e^{-\gamma_0 (2N+1)t} \langle \sigma_3(0) \rangle - \frac{1}{(2N+1)} \left( 1 - e^{-\gamma_0 (2N+1)t} \right),
\end{aligned} \tag{62}$$

where

$$a = \sinh(2r)(2N_{th} + 1). \tag{63}$$

It can be seen from Eq. (62) that the reduced density matrix ( $\rho^s(t)$ ) shrinks towards the asymptotic equilibrium state  $\rho_{asympt}$ , given by

$$\rho_{asympt} = \begin{pmatrix} 1-p & 0 \\ 0 & p \end{pmatrix}, \tag{64}$$

where  $p = \frac{1}{2} \left[ 1 + \frac{1}{2N+1} \right]$ . For the case of zero squeezing and temperature ( $T$ ), this action corresponds to an amplitude damping channel [24, 33] with the Bloch sphere shrinking to the point representing the state  $|0\rangle$  (the Bloch sphere south pole) while for the case of finite  $T$ , but zero squeezing the above action corresponds to a generalized amplitude damping channel [24, 33] with the Bloch sphere shrinking to a point along the line joining the south pole to the centre of the Bloch sphere. The centre of the Bloch sphere is reached in the limit of infinite temperature.

The above analysis brings out the point that while the case of the QND system-environment interaction corresponds to a phase damping channel, the case where the evolution is non-QND, in particular where the evolution is generated by the Eq. (57), having a Lindblad form, corresponds to a (generalized) amplitude damping channel (for zero

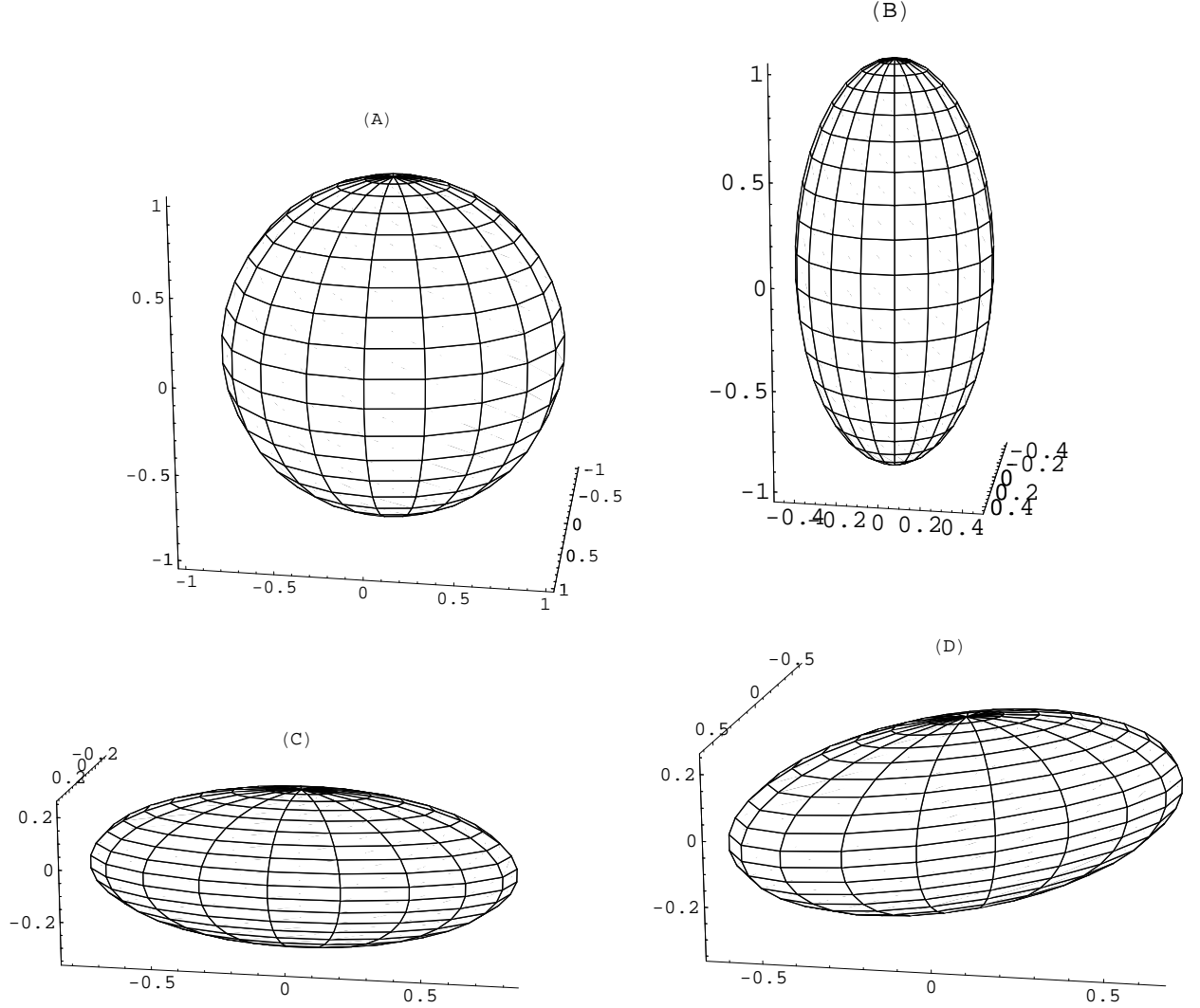


FIG. 5: Effect of QND and dissipative interactions on the Bloch sphere. Figure (A) illustrates the full Bloch sphere, while the Figure (B) illustrates the Bloch sphere after time  $t = 20$ , with  $\gamma_0 = 0.2$ ,  $T = 0$  and squeezing parameter (34)  $r = a = 0.5$ , evolved under a QND interaction (Eq. (56)). The Figures (C) and (D) describe the effect of the Born-Markov type of dissipative interaction (Eq. (62)) with  $\gamma_0 = 0.6$  and temperature  $T = 5$ , on the Bloch sphere. In these figures, the  $x - y$  axes are interchanged to present the effect of squeezing more clearly. Figure (C) corresponds to  $r = 0.4$ ,  $\Phi = 0$  and  $t = 0.15$  while Figure (D) corresponds to  $r = 0.4$ ,  $\Phi = 1.5$  and  $t = 0.15$

bath squeezing). This brings out in a very transparent manner the difference in the quantum statistical mechanics underlying the two processes. While in the case of QND interaction, the system tends towards a localized (along the  $\sigma_z$  axis) state, for the case of non-QND interaction, the system tends towards a unique asymptotic equilibrium state, which would be pure (for  $T = 0$ ) or mixed (for  $T > 0$ ). This can be seen from the Figure (5) where the effect of the environment on the initial Bloch sphere (Figure (5A)) is brought out. Figure (5B) depicts the evolution under a QND system-environment interaction (Eqs. (56)) while Figures (5C) and (5D) depict the evolution under a dissipative system-environment interaction (Eqs. (62)). While Figure (5B) clearly shows a tendency of localization along the  $\sigma_z$  axis, the Figures (5C) and (5D) illustrate the tendency of going towards a unique asymptotic fixed point. In Figure (5D), the presence of a finite  $\Phi$  (59) is manifested in the tilt in the figure.

## B. Harmonic oscillator System

Next we take a system of a harmonic oscillator with the Hamiltonian

$$H_S = \hbar\omega \left( a^\dagger a + \frac{1}{2} \right). \quad (65)$$

The Hamiltonian  $H_S$  (65), substituted in Eq. (1), has been used by Turchette *et al.* [34] to describe an experimental study of the decoherence and decay of quantum states of a trapped atomic ion's harmonic motion interacting with an engineered 'phase reservoir'. Noting that the master equation (20), in system space, can equivalently be written as

$$\dot{\rho}^s = -\frac{i}{\hbar}[H_S, \rho^s] + i\dot{\eta}(t)[H_S^2, \rho^s] - \dot{\gamma}(t) (H_S^2 \rho^s - 2H_S \rho^s H_S + \rho^s H_S^2), \quad (66)$$

and substituting (65) in (66) we obtain the master equation for a harmonic oscillator coupled to a bosonic bath of harmonic oscillators by a QND type of coupling as

$$\dot{\rho}^s = -i\omega[a^\dagger a, \rho^s] + i\hbar^2\omega^2\dot{\eta}(t) [(a^\dagger a)^2 + a^\dagger a, \rho^s] - \hbar^2\omega^2\dot{\gamma}(t) [(a^\dagger a)^2 \rho^s - 2a^\dagger a \rho^s a^\dagger a + \rho^s (a^\dagger a)^2]. \quad (67)$$

For clarity we transform the above equation into the form of a  $Q$  [26] distribution function given by the prescription

$$Q(\alpha) = \frac{1}{\pi} \langle \alpha | \rho | \alpha \rangle, \quad (68)$$

where  $|\alpha\rangle$  is a coherent state. In terms of the  $Q$  distribution function, the master equation (67) becomes

$$\begin{aligned} \frac{\partial}{\partial t} Q = & -i\omega \left( \alpha^* \frac{\partial}{\partial \alpha^*} - \alpha \frac{\partial}{\partial \alpha} \right) Q + i\hbar^2\omega^2\dot{\eta}(t) \left[ 2(1 + \alpha\alpha^*) \left( \alpha^* \frac{\partial}{\partial \alpha^*} - \alpha \frac{\partial}{\partial \alpha} \right) \right. \\ & \left. + \left( \alpha^{*2} \frac{\partial^2}{\partial \alpha^{*2}} - \alpha^2 \frac{\partial^2}{\partial \alpha^2} \right) \right] Q \\ & - \hbar^2\omega^2\dot{\gamma}(t) \left[ \alpha^* \frac{\partial}{\partial \alpha^*} + \alpha \frac{\partial}{\partial \alpha} + \alpha^{*2} \frac{\partial^2}{\partial \alpha^{*2}} + \alpha^2 \frac{\partial^2}{\partial \alpha^2} - 2\alpha\alpha^* \frac{\partial^2}{\partial \alpha \partial \alpha^*} \right] Q. \end{aligned} \quad (69)$$

Using polar coordinates  $\alpha = \xi e^{i\theta}$ , this equation can be transformed into

$$\begin{aligned} \frac{\partial}{\partial t} Q = & \omega \frac{\partial}{\partial \theta} Q - \hbar^2\omega^2\dot{\eta}(t) \left[ (1 + 2\xi^2) \frac{\partial}{\partial \theta} + \xi \frac{\partial^2}{\partial \xi \partial \theta} \right] Q \\ & + \hbar^2\omega^2\dot{\gamma}(t) \frac{\partial^2}{\partial \theta^2} Q. \end{aligned} \quad (70)$$

To compare (70) with the equation obtained in the case of QBM, of the system of a harmonic oscillator interacting with a squeezed thermal bath, we start with the general QBM master equation [20, 21]

$$\begin{aligned} i\hbar \frac{\partial}{\partial t} \rho^s(x, x', t) = & \left\{ \frac{-\hbar^2}{2M} \left( \frac{\partial^2}{\partial x^2} - \frac{\partial^2}{\partial x'^2} \right) + \frac{M}{2} \Omega_{ren}^2(t) (x^2 - x'^2) \right\} \rho^s(x, x', t) \\ & - i\hbar \Gamma(t) (x - x') \left( \frac{\partial}{\partial x} - \frac{\partial}{\partial x'} \right) \rho^s(x, x', t) \\ & + iD_{pp}(t) (x - x')^2 \rho^s(x, x', t) \\ & - \hbar(D_{xp}(t) + D_{px}(t)) (x - x') \left( \frac{\partial}{\partial x} + \frac{\partial}{\partial x'} \right) \rho^s(x, x', t) \\ & - i\hbar^2 D_{xx}(t) \left( \frac{\partial}{\partial x} + \frac{\partial}{\partial x'} \right)^2 \rho^s(x, x', t). \end{aligned} \quad (71)$$

Here  $\Gamma(t)$  is the term responsible for dissipation,  $D_{pp}(t)$  for decoherence, and the terms  $D_{xx}(t)$  and  $D_{xp}(t)$ ,  $D_{px}(t)$  are responsible for promoting diffusion in  $p^2$  and  $xp + px$ , respectively. The details of these coefficients of the master equation (71) can be found in [20, 21]. Here the coordinate representation of the density matrix has been used in

contrast to the energy representation in (20). Comparing (71) with (20) we find that the QND coupling of the system with the environment makes the quantum statistical mechanics of the evolution much simpler. As already noted below Eq. (22), a comparison between (20) and (71) shows that in the QND case there is a decoherence governing term ( $\dot{\gamma}(t)$ ) but no term responsible for dissipation. In contrast, the QBM case has dissipation and a number of *diffusion channels* as seen by the existence of the diffusion terms  $D_{xx}(t)$ ,  $D_{xp}(t) + D_{px}(t)$  and  $D_{pp}(t)$ .

Since Eq. (71) was also obtained for a harmonic oscillator system (cf. (65)), we proceed as before and obtain its corresponding  $Q$  equation as

$$\begin{aligned}
i\hbar \frac{\partial}{\partial t} Q = & \hbar\omega \left[ \alpha^* \frac{\partial}{\partial \alpha^*} - \alpha \frac{\partial}{\partial \alpha} \right] Q \\
& + \frac{i\hbar}{2} \Gamma(t) \left[ -\frac{\partial^2}{\partial \alpha^{*2}} - \frac{\partial^2}{\partial \alpha^2} + 2\frac{\partial^2}{\partial \alpha \partial \alpha^*} \right. \\
& \left. - 2\alpha \frac{\partial}{\partial \alpha^*} - 2\alpha^* \frac{\partial}{\partial \alpha} + 2\alpha^* \frac{\partial}{\partial \alpha^*} + 2\alpha \frac{\partial}{\partial \alpha} + 4 \right] Q \\
& + \frac{i\hbar}{m\omega} D_{pp}(t) \left[ -\frac{\partial^2}{\partial \alpha \partial \alpha^*} + \frac{1}{2} \frac{\partial^2}{\partial \alpha^{*2}} + \frac{1}{2} \frac{\partial^2}{\partial \alpha^2} \right] Q \\
& - \frac{\hbar}{2} (D_{xp}(t) + D_{px}(t)) \left[ \frac{\partial^2}{\partial \alpha^{*2}} - \frac{\partial^2}{\partial \alpha^2} \right] Q \\
& - i\hbar m\omega D_{xx}(t) \left[ \frac{\partial^2}{\partial \alpha \partial \alpha^*} + \frac{1}{2} \frac{\partial^2}{\partial \alpha^{*2}} + \frac{1}{2} \frac{\partial^2}{\partial \alpha^2} \right] Q,
\end{aligned} \tag{72}$$

which in polar coordinates becomes

$$\begin{aligned}
i\hbar \frac{\partial}{\partial t} Q = & i\hbar\omega \frac{\partial}{\partial \theta} Q + \frac{i\hbar}{2} \Gamma(t) \left[ \sin^2(\theta) \frac{\partial^2}{\partial \xi^2} + \sin(2\theta) \frac{1}{\xi} \frac{\partial^2}{\partial \xi \partial \theta} - \sin(2\theta) \frac{1}{\xi^2} \frac{\partial}{\partial \theta} \right. \\
& \left. + \cos^2(\theta) \frac{1}{\xi} \frac{\partial}{\partial \xi} + 4 \sin^2(\theta) \xi \frac{\partial}{\partial \xi} + \cos^2(\theta) \frac{1}{\xi^2} \frac{\partial^2}{\partial \theta^2} + 2 \sin(2\theta) \frac{\partial}{\partial \theta} + 4 \right] Q \\
& - \frac{i\hbar}{2m\omega} D_{pp}(t) \left[ \sin^2(\theta) \frac{\partial^2}{\partial \xi^2} + \cos^2(\theta) \frac{1}{\xi^2} \frac{\partial^2}{\partial \theta^2} + \sin(2\theta) \frac{1}{\xi} \frac{\partial^2}{\partial \xi \partial \theta} \right. \\
& \left. + \cos^2(\theta) \frac{1}{\xi} \frac{\partial}{\partial \xi} - \sin(2\theta) \frac{1}{\xi^2} \frac{\partial}{\partial \theta} \right] Q \\
& - \frac{i\hbar}{4} (D_{xp}(t) + D_{px}(t)) \left[ \sin(2\theta) \frac{\partial^2}{\partial \xi^2} + 2 \cos(2\theta) \frac{1}{\xi} \frac{\partial^2}{\partial \xi \partial \theta} - 2 \cos(2\theta) \frac{1}{\xi^2} \frac{\partial}{\partial \theta} \right. \\
& \left. - \sin(2\theta) \frac{1}{\xi} \frac{\partial}{\partial \xi} - \sin(2\theta) \frac{1}{\xi^2} \frac{\partial^2}{\partial \theta^2} \right] Q \\
& - \frac{i\hbar}{2} m\omega D_{xx}(t) \left[ \cos^2(\theta) \frac{\partial^2}{\partial \xi^2} + \sin^2(\theta) \frac{1}{\xi^2} \frac{\partial^2}{\partial \theta^2} - \sin^2(\theta) \frac{1}{\xi} \frac{\partial^2}{\partial \xi \partial \theta} \right. \\
& \left. + \sin^2(\theta) \frac{1}{\xi} \frac{\partial}{\partial \xi} + \sin(2\theta) \frac{1}{\xi^2} \frac{\partial}{\partial \theta} \right] Q.
\end{aligned} \tag{73}$$

The much more complicated form of (73) compared to (70) reflects upon the fact that QBM is a more complicated process than QND as well as the fact that in the QND case, the master equation (20) was obtained in the system energy basis which is more compatible to simplification in the  $Q$  representation (which is proportional to the diagonal elements of the density matrix in the coherent state basis) than the coordinate representation in which the QBM master equation (71) was obtained.

We will now analyze Eq. (70) to gain some insight into the process of phase diffusion in the case of a harmonic oscillator system coupled to its bath via a QND type of coupling. We take the long time limit. In this limit  $\dot{\eta}(t) \rightarrow 0$  (cf. remark below (32)). We analyze the equation for the zero and high temperature cases.

$T = 0$ :

In the long time limit,  $\dot{\eta}(t) \rightarrow 0$  and  $\dot{\gamma}(t) \rightarrow 0$  (cf. Figure (1)). Then Eq. (70) reduces to

$$\frac{\partial}{\partial t}Q = \omega \frac{\partial}{\partial \theta}Q, \quad (74)$$

which has the solution

$$Q(\theta, t) = e^{-\lambda t} e^{-\frac{\lambda}{\omega} \theta}, \quad (75)$$

where  $\lambda$  is a constant. Eq. (74) does not have the form of a standard diffusion equation in phase space (there is a drift term but no diffusion term).

High  $T$ :

In the long time limit,  $\dot{\eta}(t) \rightarrow 0$  and  $\dot{\gamma}(t) \rightarrow \frac{\gamma_0 k_B T}{\hbar} \cosh(2r)$  (as can be inferred from Eq. (41) and Figure (2)). Then Eq. (70) becomes

$$\frac{\partial}{\partial t}Q = \omega \frac{\partial}{\partial \theta}Q + A_1 \frac{\partial^2}{\partial \theta^2}Q. \quad (76)$$

This has the elementary solution

$$Q(\theta, t) = e^{-\alpha t} e^{-A\theta} [c_1 e^{B\theta} + c_2 e^{-B\theta}], \quad (77)$$

where  $\alpha$ ,  $c_1$ ,  $c_2$  are constants and

$$A_1 = \hbar \omega^2 \gamma_0 k_B T \cosh(2r),$$

$$A = \frac{\omega}{2A_1},$$

and

$$B = \frac{\omega}{2A_1} \sqrt{1 - \frac{4\alpha A_1}{\omega^2}}. \quad (78)$$

Eq. (76) has the form of a time-dependent diffusion on a circle. It does not have the form of a pure diffusion because of the presence of an additional Kerr like term in the master equation (67). A form similar to this arises in the phase diffusion model for the phase fluctuations of the laser field in a situation where the laser is operated far above threshold for the amplitude fluctuations to be ignored [26]. Then the phase fluctuations due to random spontaneous emissions can be modelled as a one dimensional random walk along the angular direction. In this sense it could be said that the QND Hamiltonian describes diffusion of the quantum phase [35] of the light field. From Eq. (76) it is evident that the diffusion coefficient is dependent on temperature  $T$  and the reservoir squeezing parameter  $r$ . In the high temperature and long time limits the dynamical behavior is that of a quantum mechanical system influenced by an environment that is modelled by a classical stochastic process, a situation that was studied in [17]. That this is not so for the zero- $T$  case suggests that a zero- $T$  open quantum system cannot be simulated, even in the long time limit, by a classical stochastic bath.

## V. CONCLUSIONS

In this paper we have studied the evolution of a system under the influence of its environment where the coupling of the system to its environment is of the QND type. We obtained the master equation for the evolution of the system under the influence of a squeezed thermal bath and made comparisons with the analogous case where the coupling was of a non-QND type.

In Section 2 we obtained the master equation for the system evolving under the influence of its environment with which it is coupled via a QND type of coupling. We took up the cases where the environment was modelled as a bosonic bath of harmonic oscillators in a squeezed thermal initial state and also where the environment was modelled as a bath of two-level systems. In Section 2A from the QND structure of the master equation of the system under the influence of a squeezed thermal bath we found that though there is a term governing decoherence, there is no dissipation governing term which consolidates the statement that such systems undergo decoherence without

dissipation of energy. For the case where there is no squeezing in the bath, our results reduced to those obtained in [15, 16, 17] for the case of a thermal bath. In Section 2B the reduced density matrix of the system interacting with a bath of two-level systems via a QND type of coupling was found to be independent of temperature [15] and squeezing conditions. This brings out an intrinsic difference between a bosonic bath of harmonic oscillators and a bath of two-level systems.

In Section 3 we analyzed the term responsible for decoherence in the master equation, obtained in Section 2A, for the QND evolution of the system under the influence of a squeezed thermal bath. We evaluated it for the cases of zero and high temperatures and also obtained its long time limit for both cases. A study of the linear entropy  $S_{lin}(t)$ , which is an indicator of the coherences in the reduced density matrix of the system, clearly revealed that in contrast to the high- $T$  case, where the effect of the squeezing in the bath is quickly washed out and the system loses coherence over a very short time scale, in the zero- $T$  case, the coherences are preserved over a longer period of time and the squeezing in the bath can actually be used to improve the coherence properties of the system.

In Section 4 we made a comparison between the quantum statistical mechanical processes of QND and non-QND type of system-environment interactions for the system of a two-level atom (Section 4A) and a harmonic oscillator (Section 4B), in a squeezed thermal bath. It was seen in Section 4A that whereas the action of the QND system-environment interaction tended to localize the system along the  $\sigma_z$  axis indicative of, in the parlance of quantum information theory, a phase damping channel [33], the non-QND interaction (epitomized here by the Lindblad equation Eq. (57)) tended to take the system towards a unique asymptotic fixed point, which for the case of zero bath squeezing would be indicative of the (generalized) amplitude damping channel [33]. In Section 4B, we converted the master equations to the  $Q$  representations and then used polar coordinates. This brought about in a very general manner the differences in the quantum statistical mechanical processes involved in QND and QBM. The QBM process was found to be much more involved than the QND one in that it contained in addition to the decoherence and dissipation terms a number of other diffusion terms. We then took up the QND equation and analyzed it in the long time limit for the cases of zero and high temperatures. We found that while in the high- $T$  case the situation can be modelled as a quantum mechanical system influenced by a classical stochastic process, it is not so for the zero- $T$  case. The high- $T$   $Q$  equation resembled the equation of phase diffusion on a circle which would suggest a connection between quantum phase diffusion and QND evolution [36].

In this paper we have studied the process of QND evolution of a system under the influence of its environment and made a comparison between the quantum statistical properties of QND and non-QND types of open system evolutions.

- 
- [1] A. O. Caldeira and A. J. Leggett, *Physica A* **121**, 587 (1983).
  - [2] R. P. Feynman and F. L. Vernon, *Ann. Phys. (N.Y.)* **24**, 118 (1963).
  - [3] V. Hakim and V. Ambegaokar, *Phys. Rev. A* **32**, 423 (1985).
  - [4] C. M. Smith and A. O. Caldeira, *Phys. Rev. A* **36**, 3509 (1987); *ibid* **41**, 3103 (1990).
  - [5] H. Grabert, P. Schramm and G. L. Ingold, *Phys. Rep.* **168**, 115 (1988).
  - [6] S. Banerjee and R. Ghosh, *Phys. Rev. E* **67**, 056120 (2003).
  - [7] F. Haake and R. Reibold, *Phys. Rev. A* **32**, 2462 (1985).
  - [8] B. L. Hu, J. P. Paz and Y. Zhang, *Phys. Rev. D* **45**, 2843 (1992).
  - [9] C. M. Caves, K. D. Thorne, R. W. P. Drever, V. D. Sandberg, and M. Zimmerman, *Rev. Mod. Phys.* **52**, 341 (1980).
  - [10] M. F. Bocko and R. Onofrio, *Rev. Mod. Phys.* **68**, 755 (1996).
  - [11] R. Onofrio and L. Viola, *Phys. Rev. A* **58**, 69 (1998).
  - [12] D. F. Walls and G. J. Milburn, *Quantum Optics* [Springer, Berlin, 1994].
  - [13] W. H. Zurek, in *The Wave-Particle Dualism*, edited by S. Diner, D. Fargue, G. Lochak and F. Selleri (D. Reidel Publishing Company, Dordrecht, 1984).
  - [14] C. J. Myatt, B. E. King, Q. A. Turchette, C. A. Sackett, D. Kielpinski, W. M. Itano, C. Monroe and D. J. Wineland, *Nature* **403**, 269 (2000).
  - [15] J. Shao, M.-L. Ge and H. Cheng, *Phys. Rev. E* **53**, 1243 (1996).
  - [16] D. Mozyrsky and V. Privman, *Journal of Statistical Physics* **91**, 787 (1998).
  - [17] G. Gangopadhyay, M. S. Kumar and S. Dattagupta, *J. Phys. A: Math. Gen.* **34**, 5485 (2001).
  - [18] A. Kuzmich, N. P. Bigelow and L. Mandel, *Europhys. Lett.* **42**, 481 (1998).
  - [19] B. L. Hu and A. Matacz, *Phys. Rev. D* **49**, 6612 (1994).
  - [20] S. Banerjee and J. Kupsch, *J. Phys. A: Math. Gen.* **38**, 5237 (2005).
  - [21] S. Banerjee, *Physica A* **337**, 67 (2004).
  - [22] H.-P. Breuer and F. Petruccione, *The Theory of Open Quantum Systems* (Oxford University Press, 2002).
  - [23] M. S. Kim and V. Bužek, *Phys. Rev. A* **47**, 610 (1993).
  - [24] S. Banerjee and R. Srikanth, eprint quant-ph/0611161; R. Srikanth and S. Banerjee, eprint quant-ph/0611263



- [25] C. M. Caves and B. L. Schumacher, Phys. Rev. A **31**, 3068 (1985); B. L. Schumacher and C. M. Caves, Phys. Rev. A **31**, 3093 (1985).
- [26] M. O. Scully and M. S. Zubairy, *Quantum Optics* [Cambridge University Press, Cambridge, 1997].
- [27] W. G. Unruh, Phys. Rev. A **51**, 992 (1995).
- [28] G. M. Palma, K-A. Suominen and A. K. Ekert, Proc. R. Soc. Lond. A **452**, 567 (1996).
- [29] D. P. DiVincenzo, Phys. Rev. A **51**, 1015 (1995).
- [30] R. H. Dicke, Phys. Rev. **93**, 99 (1954).
- [31] F. T. Arecchi, E. Courtens, R. Gilmore and H. Thomas, Phys. Rev. A **6**, 2211 (1972).
- [32] J. M. Radcliffe, J. Phys. A: Gen. Phys. **4**, 313 (1971).
- [33] M. Nielsen and I. Chuang, *Quantum Computation and Quantum Information*, Cambridge (2000).
- [34] Q. A. Turchette, C. J. Myatt, B. E. King, C. A. Sackett, D. Kielpinski, W. M. Itano, C. Monroe and D. J. Wineland, Phys. Rev. A **62**, 053807 (2000).
- [35] D. T. Pegg and S. M. Barnett, J. Mod. Opt. **36**, 7 (1989); Phys. Rev. A **39**, 1665 (1989); G. S. Agarwal, S. Chaturvedi, K. Tara and V. Srinivasan, Phys. Rev. A **45**, 4904 (1992).
- [36] S. Banerjee, J. Ghosh and R. Ghosh, Preprint 2007.