

Using Quantum State to Represent Vector and Matrix

Chao-Yang Pang*

¹ *Software Laboratory, Sichuan Normal University, Chengdu 610066, China*

² *College of Mathematics and Software Science,
Sichuan Normal University, Chengdu 610066, China*

Abstract

This paper presents a simple and fast method to represent vector and matrix using quantum state. Two application examples of the method presented in this paper are given as follows.

1. Applying the method directly to design quantum loading scheme that evades the efficiency bottleneck of classical computer. CPU and memory are the most important two parts of computer, "CPU + Memory=Computer". Loading scheme is defined as loading data into registers of CPU from memory, it connects CPU and memory as a whole machine. Classical loading scheme has time complexity $O(N)$ in terms of arbitrary algorithm, it is the efficiency bottleneck of classical computer. By contrast, quantum loading scheme presented in this paper has time complexity $O(\log_2 N)$!
2. The method is also suitable to represent image and brings many advantages to image compression.

*Electronic address: cyp'900@hotmail.com

I. INTRODUCTION

Let N -dimensional vector $\vec{a} = \{a_0, a_1, \dots, a_{N-1}\}$, where the components a_0, a_1, \dots, a_{N-1} are real numbers. The data structure of vector for electronic computer can be explained logically as following [1]:

All components of vector \vec{a} are saved in memory sequentially and an arbitrary component a_i can be accessed according to the corresponding subscript i . The addressing scheme of vector is based on the 1-1 mapping relationship between subscript and the corresponding component, and it is analogous with the case of accessing somebody a_i who stays in room i according to room number i .

Any $N \times N$ matrix can be regarded as a N^2 -dimensional vector and the data structure of vector is used to save it [1].

The importance of data structure of vector should include the following three items at least:

1. Nearly all digital signal or digital information is expressed as vector or matrix, especially for image. Nearly all algorithms of digital signal processing or digital information processing are acted on vector or matrix. Naturally, if there is a quantum representation of vector or matrix, quantum processing of digital signal or information is possible, especially for image compression.
2. Loading scheme needs data structure of vector. Loading scheme is the function that loading data into registers of CPU from memory or from Input/Output Equipment (i.e., I/O) such as disk and printer. All data are saved in memory sequentially as a N -dimensional vector and are loaded into registers of CPU one by one. CPU and memory are the most important two parts, "CPU + Memory=Hardware of Computer". Loading scheme connects CPU and memory as a whole machine [2] (See Fig.1). The time complexity of loading scheme is $O(N)$ in terms of arbitrary algorithm, and this is just the efficiency bottleneck of modern computer [2]. Naturally, quantum loading scheme is important for quantum computer, that is defined as loading data into quantum registers of CPU from classical memory or classical I/O. Clearly quantum loading scheme connect quantum CPU, classical memory or classical I/O as a whole machine, and it makes quantum computer is compatible with classical digital I/O,

such as hard disk, printer, digital camera and so on. Can quantum loading scheme evade the bottleneck? Is there a loading scheme performing only $O(\log_2 N)$ steps of computation to load vector?

3. At present, “data structure + algorithm=program (i.e., software)”, and the data structure of vector is the base of all data structures and is the source of application power of computer [1]. No data structure of vector, no modern software. Naturally, “quantum data structure + quantum algorithm=general quantum computation”, where quantum data structure is defined as the quantum representation of data structure. The quantum representation of vector and matrix may be the base of quantum data structure. It’s a significant question for future quantum computer that how to represent vector and matrix using quantum state.

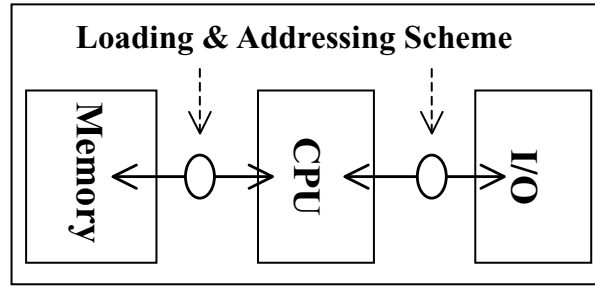


FIG. 1: The Role of Loading Scheme: Loading & addressing schemes make CPU, memory, and I/O run as a whole in terms of computer. The time complexity of loading processing of classical computer is $O(N)$ in terms of arbitrary algorithm. Is there a quantum loading scheme with time complexity $O(\log_2 N)$, where memory and I/O process only classical digital data? **I/O**: Input/Output Equipment such as disk and printer.

II. THE MODEL OF USING QUANTUM STATE TO REPRESENT VECTOR

Let initial state $|\phi_0\rangle$ be

$$|\phi_0\rangle = |0\rangle_{q_1 q_2 \dots q_n} |0\rangle_{p_1 p_2 \dots p_m} |ancilla_1\rangle \quad (1)$$

, where the n qubits q_1, q_2, \dots, q_n and the m qubits p_1, p_2, \dots, p_m are used to save subscript i and the corresponding value a_i respectively, ancillary state $|ancilla_1\rangle$ is required to be

known. The $m + n$ qubits $q_1, \dots, q_n, p_1, \dots, p_m$ are collected as a whole object, dividing them is prohibited.

The target of this paper is to design unitary operation $U_{(0,1,\dots,N-1)}$ such that

$$|\phi_0\rangle \xrightarrow{U_{(0,1,\dots,N-1)}} |\phi\rangle = \frac{1}{\sqrt{N}} \left(\sum_{i=0}^{N-1} |i\rangle_{q_1 q_2 \dots q_n} |a_i\rangle_{p_1 p_2 \dots p_m} \right) |ancilla_2\rangle, \quad (2)$$

, where $N = 2^n$ and ancillary state $|ancilla_2\rangle$ is required to be *known*.

The first register $|i\rangle_{q_1 q_2 \dots q_n}$ is entangled with the second register $|a_i\rangle_{p_1 p_2 \dots p_m}$. The entanglement keeps the 1-1 mapping relationship between subscript i and the corresponding component a_i of vector.

Fig.2 illustrates the model of formula (2).

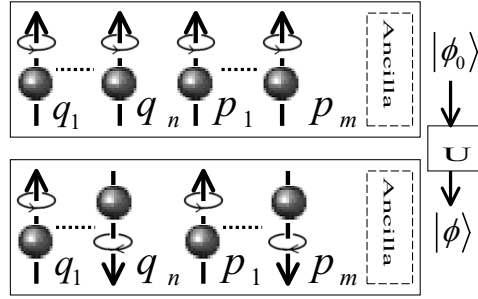


FIG. 2: **The illustration of the model of formula (2).** The target of this paper is that designing fast unitary operation $U_{(0,1,\dots,N-1)}$ that satisfies formula (2)

III. THE REPRESENTATION OF 2-DIMENSIONAL VECTOR

The target of this section is to design unitary operation $U_{(0,1)}$ to represent two-dimensional vector $\vec{a} = \{a_0, a_1\}$ and the design is described conceptually as follows:

Step 1 Generate state $|\phi_1\rangle$ in Eq.(3): Apply a $\frac{\pi}{2}$ rotation to switch S_1 in Fig.3.

$$\begin{cases} |Off_1\rangle \xrightarrow{S_1} \frac{|Off_1\rangle + |On_1\rangle}{\sqrt{2}} \\ |On_1\rangle \xrightarrow{S_1} \frac{|Off_1\rangle - |On_1\rangle}{\sqrt{2}} \end{cases}$$

$$\begin{aligned} |\phi_1\rangle &= |0\rangle_{q_1 q_2 \dots q_n} |0\rangle_{p_1 p_2 \dots p_m} (S_1 |Off_1\rangle) = \\ &= \frac{1}{\sqrt{2}} |0\rangle_{q_1 q_2 \dots q_n} |0\rangle_{p_1 p_2 \dots p_m} |On_1\rangle + \frac{1}{\sqrt{2}} |0\rangle_{q_1 q_2 \dots q_n} |0\rangle_{p_1 p_2 \dots p_m} |Off_1\rangle \end{aligned} \quad (3)$$

Step 2 Generate state $|\phi_2\rangle$ in Eq.(6): Perform unitary operations I_0 and A_0 in Eq.(4) at ‘ On_1 ’ path; Simultaneously perform unitary operations I_1 and A_1 in Eq.(5) at ‘ Off_1 ’ path; Assume that the lengths of the paths at ‘ On_1 ’ and at ‘ Off_1 ’ are same and the states coming from two different paths can interfere.

The functions of I_0 and I_1 are to generate subscripts 0 and 1 respectively, and the functions of A_0 and A_1 are to generate numbers a_0 and a_1 respectively. Because value a_0 and a_1 are both known numbers, flipping part of the $m + n$ qubits $q_1, \dots, q_n, p_1, \dots, p_m$ will generate states $|a_0\rangle_{p_1 p_2 \dots p_m}$ or $|a_1\rangle_{p_1 p_2 \dots p_m}$ (See Fig.2). Thus, unitary operations I_0, I_1, A_0, A_1 can be designed, and they are very fast operation clearly so that their running time can be ignored.

$$\begin{cases} |0\rangle_{q_1 q_2 \dots q_n} \xrightarrow{I_0} |0\rangle_{q_1 q_2 \dots q_n} \\ |0\rangle_{p_1 p_2 \dots p_m} \xrightarrow{A_0} |a_0\rangle_{p_1 p_2 \dots p_m} \end{cases} \quad (4)$$

$$\begin{cases} |0\rangle_{q_1 q_2 \dots q_n} \xrightarrow{I_1} |1\rangle_{q_1 q_2 \dots q_n} \\ |0\rangle_{p_1 p_2 \dots p_m} \xrightarrow{A_1} |a_1\rangle_{p_1 p_2 \dots p_m} \end{cases} \quad (5)$$

$$\begin{aligned} & \begin{cases} \frac{1}{\sqrt{2}}|0\rangle_{q_1 q_2 \dots q_n} |0\rangle_{p_1 p_2 \dots p_m} |On_1\rangle \xrightarrow{A_0 I_0} \frac{1}{\sqrt{2}}|0\rangle_{q_1 q_2 \dots q_n} |a_0\rangle_{p_1 p_2 \dots p_m} |On_1\rangle \\ \frac{1}{\sqrt{2}}|0\rangle_{q_1 q_2 \dots q_n} |0\rangle_{p_1 p_2 \dots p_m} |Off_1\rangle \xrightarrow{A_1 I_1} \frac{1}{\sqrt{2}}|1\rangle_{q_1 q_2 \dots q_n} |a_1\rangle_{p_1 p_2 \dots p_m} |Off_1\rangle \end{cases} \\ |\phi_2\rangle &= \frac{1}{\sqrt{2}}|0\rangle_{q_1 q_2 \dots q_n} |a_0\rangle_{p_1 p_2 \dots p_m} |On_1\rangle + \frac{1}{\sqrt{2}}|1\rangle_{q_1 q_2 \dots q_n} |a_1\rangle_{p_1 p_2 \dots p_m} |Off_1\rangle \end{aligned} \quad (6)$$

Step 3 Generate state $|\phi_3\rangle$ in Eq.(7): Apply a rotation to switch S_2 .

$$\begin{cases} |Off_1\rangle \xrightarrow{S_2} \frac{|Off_2\rangle - |On_2\rangle}{\sqrt{2}} \\ |On_1\rangle \xrightarrow{S_2} \frac{|Off_2\rangle + |On_2\rangle}{\sqrt{2}} \end{cases}$$

$$\begin{aligned} |\phi_3\rangle &= \frac{1}{\sqrt{2}}|0\rangle_{q_1 q_2 \dots q_n} |a_0\rangle_{p_1 p_2 \dots p_m} (S_2|On_1\rangle) + \frac{1}{\sqrt{2}}|1\rangle_{q_1 q_2 \dots q_n} |a_1\rangle_{p_1 p_2 \dots p_m} (S_2|Off_1\rangle) \\ &= \frac{1}{2}(|0\rangle_{q_1 q_2 \dots q_n} |a_0\rangle_{p_1 p_2 \dots p_m} + |1\rangle_{q_1 q_2 \dots q_n} |a_1\rangle_{p_1 p_2 \dots p_m})|Off_2\rangle \\ &\quad + \frac{1}{2}(|0\rangle_{q_1 q_2 \dots q_n} |a_0\rangle_{p_1 p_2 \dots p_m} - |1\rangle_{q_1 q_2 \dots q_n} |a_1\rangle_{p_1 p_2 \dots p_m})|On_2\rangle \end{aligned} \quad (7)$$

Step 4 Generate state $|\phi_4\rangle$ in Eq.(9): Unitary operation B in Eq.(8) acts on state $|\phi_3\rangle$ at ‘ On_2 ’ path.

$$B = |0\rangle\langle a_0| \langle a_0| \langle 0| - |1\rangle\langle a_1| \langle a_1| \langle 1| \quad (8)$$

The subscripts are ignored in Eq.(8). Operation B in Eq.(8) is just a realizable phase transformation. It's a fast operation so that its running time can be ignored.

$$\begin{aligned} |\phi_4\rangle &= \frac{1}{2}(|0\rangle_{q_1 q_2 \dots q_n} |a_0\rangle_{p_1 p_2 \dots p_m} + |1\rangle_{q_1 q_2 \dots q_n} |a_1\rangle_{p_1 p_2 \dots p_m}) |Off_2\rangle \\ &\quad + \frac{1}{2}[B(|0\rangle_{q_1 q_2 \dots q_n} |a_0\rangle_{p_1 p_2 \dots p_m} - |1\rangle_{q_1 q_2 \dots q_n} |a_1\rangle_{p_1 p_2 \dots p_m})] |On_2\rangle \\ &= \frac{1}{\sqrt{2}}(|0\rangle_{q_1 q_2 \dots q_n} |a_0\rangle_{p_1 p_2 \dots p_m} + |1\rangle_{q_1 q_2 \dots q_n} |a_1\rangle_{p_1 p_2 \dots p_m}) \left(\frac{|Off_2\rangle + |On_2\rangle}{\sqrt{2}} \right) \end{aligned} \quad (9)$$

Step 5 Generate state $|\phi\rangle$ in Eq.(10): Apply a rotation to switch S_3 .

$$\begin{aligned} &\begin{cases} |Off_2\rangle \xrightarrow{S_3} \frac{|Off_3\rangle + |On_3\rangle}{\sqrt{2}} \\ |On_2\rangle \xrightarrow{S_3} \frac{|Off_3\rangle - |On_3\rangle}{\sqrt{2}} \end{cases} \\ |\phi\rangle &= \frac{1}{\sqrt{2}}(|0\rangle_{q_1 q_2 \dots q_n} |a_0\rangle_{p_1 p_2 \dots p_m} + |1\rangle_{q_1 q_2 \dots q_n} |a_1\rangle_{p_1 p_2 \dots p_m}) \left(\frac{S_3 |Off_2\rangle + S_3 |On_2\rangle}{\sqrt{2}} \right) \\ &= \frac{1}{\sqrt{2}}(|0\rangle_{q_1 q_2 \dots q_n} |a_0\rangle_{p_1 p_2 \dots p_m} + |1\rangle_{q_1 q_2 \dots q_n} |a_1\rangle_{p_1 p_2 \dots p_m}) |Off_3\rangle \end{aligned} \quad (10)$$

The whole processing of transforming state from $|\phi_0\rangle$ in Eq.(1) into $|\phi\rangle$ in Eq.(10) is a unitary operation named $U_{(0,1)}$. Fig.3 and Eq.(11) illustrate the processing of operation $U_{(0,1)}$.

$$\begin{aligned} &|0\rangle|0\rangle|Off_1\rangle \xrightarrow{S_1} \left\langle \begin{array}{l} \frac{1}{\sqrt{2}}|0\rangle|0\rangle|On_1\rangle \xrightarrow{A_0 I_0} \frac{1}{\sqrt{2}}|0\rangle|a_0\rangle|On_1\rangle \\ \frac{1}{\sqrt{2}}|0\rangle|0\rangle|Off_1\rangle \xrightarrow{A_1 I_1} \frac{1}{\sqrt{2}}|1\rangle|a_1\rangle|Off_1\rangle \end{array} \right\rangle \xrightarrow{S_2} \\ &\left\langle \begin{array}{l} \frac{1}{2}(|0\rangle|a_0\rangle + |1\rangle|a_1\rangle)|Off_2\rangle \\ \frac{1}{2}(|0\rangle|a_0\rangle - |1\rangle|a_1\rangle)|On_2\rangle \xrightarrow{B} \frac{1}{2}(|0\rangle|a_0\rangle + |1\rangle|a_1\rangle)|On_2\rangle \end{array} \right\rangle \xrightarrow{S_3} |\phi\rangle \end{aligned} \quad (11)$$

, where all subscripts of registers are ignored. In the following discussion, all subscripts of registers are also ignored.

IV. THE REPRESENTATION OF 4-DIMENSIONAL VECTOR

The following steps describe the quantum representation of an arbitrary 4-dimensional vector $\vec{a} = \{a_0, a_1, a_2, a_4\}$:

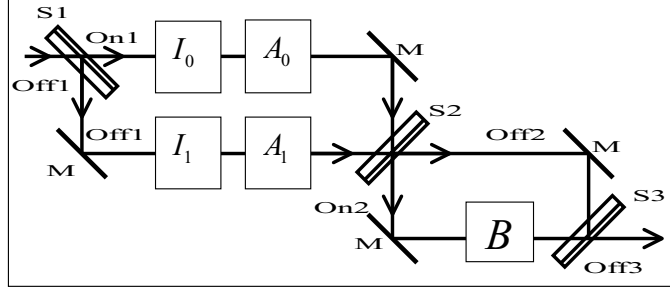


FIG. 3: **The Illustration of the processing of unitary operation $U_{(0,1)}$ that transforms state from $|0\rangle|0\rangle|Off_1\rangle$ into $\frac{1}{\sqrt{2}}(|0\rangle|a_0\rangle + |1\rangle|a_1\rangle)|Off_3\rangle$.** M: Mirror

Step 1 According to Fig.(3), construct unitary operations $U_{(0,1)}$ and $U_{(2,3)}$ that can generate superposition $\frac{1}{\sqrt{2}}(|0\rangle|a_0\rangle + |1\rangle|a_1\rangle)|ancilla_2\rangle$ and $\frac{1}{\sqrt{2}}(|2\rangle|a_2\rangle + |3\rangle|a_3\rangle)|ancilla_2\rangle$ respectively.

Step 2 Construct unitary operations S_4, S_6 in Eq.(12) and S_5 in Eq.(13) (See Fig.4)

$$\begin{cases} |Off_i\rangle \xrightarrow{S_i} \frac{|Off_{i+1}\rangle + |On_{i+1}\rangle}{\sqrt{2}} \\ |On_i\rangle \xrightarrow{S_i} \frac{|Off_{i+1}\rangle - |On_{i+1}\rangle}{\sqrt{2}} \end{cases} \quad (i = 4, 6) \quad (12)$$

$$\begin{cases} |Off_5\rangle \xrightarrow{S_5} \frac{|Off_{i+1}\rangle - |On_{i+1}\rangle}{\sqrt{2}} \\ |On_5\rangle \xrightarrow{S_5} \frac{|Off_{i+1}\rangle + |On_{i+1}\rangle}{\sqrt{2}} \end{cases} \quad (13)$$

Step 3 Construct unitary operation $B' = |\alpha\rangle\langle\alpha| - |\beta\rangle\langle\beta|$.

$$\begin{cases} |\alpha\rangle = \frac{1}{\sqrt{2}}(|0\rangle|a_0\rangle + |1\rangle|a_1\rangle) \\ |\beta\rangle = \frac{1}{\sqrt{2}}(|2\rangle|a_2\rangle + |3\rangle|a_3\rangle) \end{cases} \quad (14)$$

Step 4 Construct unitary operation $U_{(0,1,2,3)}$: Assemble unitary operations $S_4, S_5, S_6, B', U_{(0,1)}$ and $U_{(2,3)}$ according to Fig.4.

Unitary operation $U_{(0,1,2,3)}$ transforms state from $|0\rangle|0\rangle|Off_4\rangle$ into $|\phi\rangle = (\sum_{i=0}^3 \frac{1}{2}|i\rangle|a_i\rangle)|Off_7\rangle$. Eq.(15) illustrates the processing of operation $U_{(0,1,2,3)}$.

$$\begin{aligned}
|0\rangle|0\rangle|Off_4\rangle &\xrightarrow{S_4} \left\langle \begin{array}{c} \frac{1}{\sqrt{2}}|0\rangle|0\rangle|On_5\rangle \xrightarrow{U_{(0,1)}} \frac{1}{\sqrt{2}}|\alpha\rangle|On_5\rangle \\ \frac{1}{\sqrt{2}}|0\rangle|0\rangle|Off_5\rangle \xrightarrow{U_{(2,3)}} \frac{1}{\sqrt{2}}|\beta\rangle|Off_5\rangle \end{array} \right\rangle \xrightarrow{S_5} \\
&\left\langle \begin{array}{c} \frac{1}{2}(|\alpha\rangle + |\beta\rangle)|Off_6\rangle \\ \frac{1}{2}(|\alpha\rangle - |\beta\rangle)|On_6\rangle \xrightarrow{B'} \frac{1}{2}(|\alpha\rangle + |\beta\rangle)|On_6\rangle \end{array} \right\rangle \xrightarrow{S_6} |\phi\rangle
\end{aligned} \tag{15}$$

, where $|\alpha\rangle$ and $|\beta\rangle$ are defined in Eq.(14)

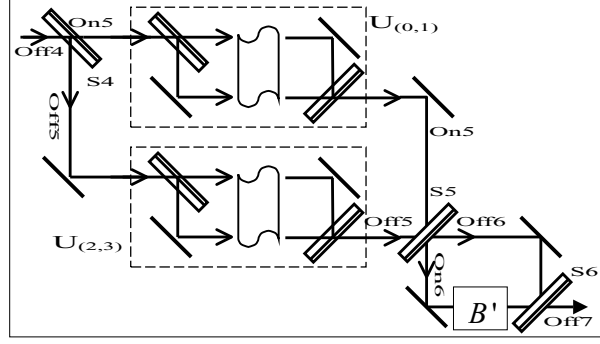


FIG. 4: **The illustration of unitary operation $U_{(0,1,2,3)}$ that transforms state from $|0\rangle|0\rangle|Off_4\rangle$ into $(\sum_{i=0}^3 \frac{1}{2} |i\rangle |a_i\rangle)|Off_7\rangle$.**

V. THE REPRESENTATION OF MULTI-DIMENSIONAL VECTOR AND MATRIX

In Fig.4, the unitary operations $U_{(0,1)}$ and $U_{(2,3)}$ are replaced by unitary operations $U_{(0,1,2,3)}$ and $U_{(4,5,6,7)}$ respectively, then $U_{(0,1,\dots,7)}$ is constructed and the output state is $(\sum_{i=0}^7 \frac{1}{\sqrt{8}} |i\rangle |a_i\rangle)|ancilla_2\rangle$. Apply the same method to construct unitary operation $U_{(0,1,\dots,N-1)}$, and the output state is $|\phi\rangle = \frac{1}{\sqrt{N}} (\sum_{i=0}^{N-1} |i\rangle |a_i\rangle) |ancilla_2\rangle$, where $N = 2^n$. If $N \neq 2^n$, add zero components to create a 2^n -dimensional vector.

For $2^{n_1} \times 2^{n_2}$ matrix $F = (f_{ij})_{2^{n_1} \times 2^{n_2}}$, using the same method, we can generate following state $|u\rangle$ and $|v\rangle$.

$$matrix\ F = (f_{ij})_{2^{n_1} \times 2^{n_2}} \Rightarrow \begin{cases} |u\rangle = \frac{1}{\sqrt{2^{n_1} \times 2^{n_2}}} \sum_{i=0}^{2^{n_1} \times 2^{n_2} - 1} |i\rangle \left| f_{([\frac{i}{2^{n_1} \times 2^{n_2}}], imod(2^{n_1} \times 2^{n_2}))} \right\rangle \\ or \\ |v\rangle = \frac{1}{\sqrt{2^{n_1}}} \left(\sum_{i=0}^{2^{n_1} - 1} |i\rangle |Classical_Address_i\rangle \right) \end{cases} \quad (16)$$

, where $|Classical_Address_i\rangle$ denotes the *classical* address of the *i*th-line vector $(f_{i0}, f_{i1}, \dots, f_{i(2^{n_2}-1)})$ that is saved in a memory or in a database [5].

VI. THE APPLICATION EXAMPLE OF THE REPRESENTATION AND THE EFFICIENCY OF LOADING DATA

A. The Application at Image Compression (See Fig.5)

Digital image has the type of size such as $2^{n_1} \times 2^{n_2}$ in general, and matrix is applied to store it. A gray image with the size of $2^{n_1} \times 2^{n_2}$ costs $2^{n_1} \times 2^{n_2} \times 8$ bits space, e.g., a gray image with size 2048×2048 costs 4M bytes space! The defect of image processing of modern computer are listed as follows:

1. The time of loading data into the registers of CPU from memory is $O(2^{n_1} \times 2^{n_2})$, and this is the efficiency bottleneck in terms of arbitrary algorithm. Computation instructions are performed one by one and image data loads into registers one by one [2]. The registers of CPU are few with less than 128 in general. Any algorithm must face the difficulty that at least $O(2^{n_1} \times 2^{n_2})$ steps of computation are needed to load image data (See Fig.6_A).
2. Image is so big that it must be divided into many small image blocks, such as 8×8 or 16×16 block, to be processed (See Fig.6_A). The most popular image compression methods such as JPEG and MPEG can process only very small image block, such as 8×8 or 16×16 block. The bigger the size of image block is, the better the performance of compression may be.

The topic of this paper is derived from studying image compression using quantum computation [3, 4, 5, 6, 7]. Image data is stored in a matrix. Matrix can be represented by

quantum state according to Eq.(2). Thus, Image can be represented by quantum state. Quantum state can be used to represent image because matrix can be represented by quantum state. For example, the format of state $|v\rangle$ in Eq.(16) is used to represent image with unitary operation of image compression acting on it [3, 5, 6]. In contrast with the above defects of modern computer, the advantages of quantum representation of image are listed as follows:

- 1' The loading time is $O(\log_2(2^{n_1} \times 2^{n_2})) = O(n_1 + n_2)$ according to Fig.4 if the format of state $|u\rangle$ in Eq.(16) is used to represent image. The loading time is $O(\log_2(2^{n_1})) = O(n_1)$ to load the classical addresses of all line vectors $(f_{i0}, f_{i1}, \dots, f_{i(2^{n_2}-1)})$ if the format of state $|v\rangle$ in Eq.(16) is used.
- 2' Using only $n_1 + n_2 + 8$ qubits, the $2^{n_1} \times 2^{n_2}$ gray image can be loaded into registers as a whole at a time if the format of state $|u\rangle$ in Eq.(16) is used to represent image. $2n_1$ qubits are needed if the format of state $|v\rangle$ in Eq.(16) is used.

Compared with the above items 1 and 1', 2 and 2', the advantage of quantum representation of image is obvious. The quantum image compression is to design unitary operation acting on state to perform image compression [3]. Quantum image compression is much faster than classical image compression. The key of DVD is image compression [8]. Thus, maybe current DVD will be replaced by quantum-DVD in future.

B. The Efficiency of Loading Data (See Fig.6)

$O(N)$ steps of computation are needed to load N -dimensional vector from memory into the registers of CPU of modern computer in terms of arbitrary algorithm [2], and this is just the efficiency bottleneck of modern computer. By contrast, applying the quantum representation of vector or matrix in Eq.(2) to quantum computer, the bottleneck can be evaded and only $O(\log_2 N)$ steps of computation are required to load vector!

In addition, the total number of operations included in $U_{(0,1,\dots,N-1)}$ is less than $6N$, and each operation is simple and fast. Therefore, the time complexity and the space complexity of the operation $U_{(0,1,\dots,N-1)}$ defined in Eq.(2) are both excellent. Overcoming the decoherence caused by different paths and different computation operations is the author's further work.

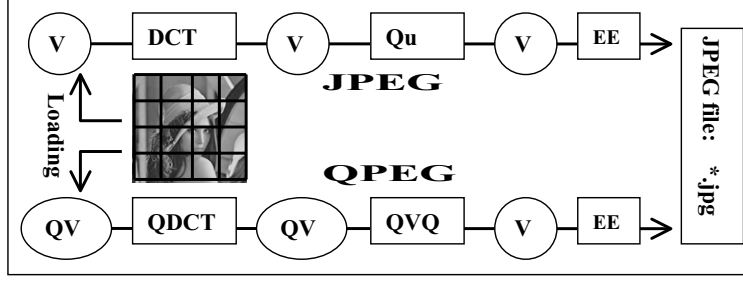


FIG. 5: The illustration of the basic role of quantum representation of vector and matrix at quantum still image compression. **JPEG**: the standard of still image compression; **V**: Vector or Matrix; **DCT**: Discrete Cosine Transformation; **Qu**: Quantization; **EE**: Entropy Encoding; **QPEG**: Quantum-JPEG [3]; **QV**: Quantum V; **QDCT**: Quantum DCT [5]; **QVQ**: Quantum Vector Quantization [4, 6]. QPEG can load the image into registers as a whole at one time, by contrast, The most popular JPEG can process only very small image block such as 8×8 or 16×16 block at one time. The quantum loading time of N -dimensional vector is $O(\log_2 N)$, by contrast, the classical loading time is $O(N)$.

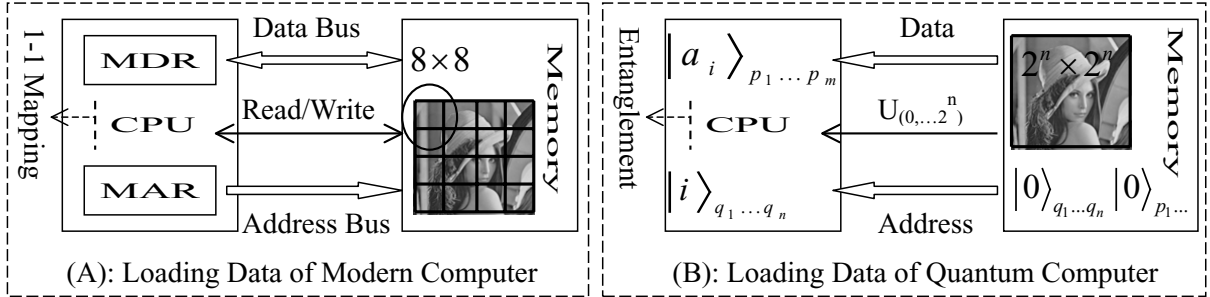


FIG. 6: The comparison of loading processing between modern computer and quantum computer which uses the quantum representation of vector or matrix presented in this paper. **MDR**: Memory Data Register, **MAR**: Memory Address Register. $O(N)$ steps of computation are needed to load N -dimensional vector into registers for modern computer, by contrast, only $O(\log_2 N)$ steps are needed for quantum computer. Fig.A is copied and modified from ref.[2], pp.72.

VII. CONCLUSION

This paper presents a simple and fast method to represent vector and matrix using quantum state. Modern computer performs at least $O(N)$ steps of computation to load

N -dimensional vector into the registers of CPU from memory, and it's the efficiency bottleneck of modern computer in terms of arbitrary algorithm. The method presented in this paper performs only $O(\log_2 N)$ steps of computation to evade this bottleneck! The method is also suitable to represent image and brings many advantages to image compression.

At present, "data structure + algorithm=program", and the data structure of vector and matrix is the base of all data structures. In contrast with this classical case, in future, it is possible that "quantum data structure + quantum algorithm=general quantum computation such as quantum-DVD", where quantum data structure represents the quantum representation of data structure. The quantum representation of vector and matrix may be the base of quantum data structure.

Acknowledgments

The author thanks Dr. Z.-W Zhou who is at Key Lab. of Quantum Information, Uni. of Science and Technology of China for that he points out two errors in author's primary idea. The author's first error is that the result generate with probability 50% for 2D vector, the second error is the defect of Fig.4 that the output is direct product state. Dr. Z.-W Zhou tries his best to help author for nearly 3 years. The author thanks his teacher, prof. G.-C Guo. The author is brought up from Guo's Lab.. The author thanks prof. V. N. Gorbachev who is at St.-Petersburg State Uni. of Aerospace Instrumentation for the useful discussion with him. The author thanks Mir. N. Kiesel who is at Max-Planck-Institute fur Quantenoptik, Germany for his help. The author thanks prof. G.-L Long who is at Tsinghua Uni., China for the useful discussion with him and the author obtains some heuristic help from his eprint file quant-ph/0512120. The author thanks associate prof. Shiuan-Huei Lin who is at National Chiao Tung Uni., Taiwan., China for encouraging him. The author thanks prof. Hideaki Matsueda who is at Kochi Uni., Japan for encouraging him. The author thanks prof. J. Zhang and B.-P Hou who are at Sichuan Normal Uni., China for their help. The author thanks prof. Z.-F. Han, Dr. Y.-S. Zhang, Dr. Y.-F. Huang, Dr. Y.-J. Han, Mr. J.-M Cai, Mr. M.-Y. Ye, and M.-Gong for their help and suggestions.

[1] Wei-Min Yan, et.al, "*Data Structure*" (2nd Edition), Tsinghua University Press, 1992.

- [2] Suo-Fei Tang, “Computer Organization and Architecture”, Higher Education Press, 2000, Beijing.
- [3] Chao-Yang Pang, “*Quantum Image Compression*” (Postdoctoral Report), University of Science and Technology of China, 2006
- [4] Pang Chao-Yang, et.al., *Chinese Physics* Vol.15 No.12, 2006, pp.3039-3043.
- [5] Chao-Yang Pang, et.al., *www.arXiv.org*: quant-ph/0601043, 2006
- [6] Pang Chao-Yang, et.al., *Chinese Physics* Vol.15 No.3, 2006, pp.618-623
- [7] J. I. Latorre, quant-ph/0510031, 2005
- [8] Chao-Yang Pang, “*Vector Quantization and Image Compression*” (Ph.D thesis), University of Electronic Science and Technology of China, Chengdu, China, 2002