

Stationary entanglement between two movable mirrors in a classically driven Fabry-Perot cavity

David Vitali [§], Stefano Mancini, and Paolo Tombesi

Dipartimento di Fisica, Università di Camerino, I-62032 Camerino, Italy

Abstract. We consider a Fabry-Perot cavity made by two moving mirrors and driven by an intense classical laser field. We show that stationary entanglement between two vibrational modes of the mirrors, with effective mass of the order of micrograms, can be generated by means of radiation pressure. The resulting entanglement is however quite fragile with respect to temperature.

PACS numbers: 03.67.Mn, 42.50.Lc, 05.40.Jc

Keywords: Mechanical effects of light, Entanglement

1. Introduction

Quantum entanglement is a physical phenomenon in which the quantum states of two or more systems can only be described with reference to each other. It is now intensively studied not just because of its critical role in setting the boundary between classical and quantum world, but also because it is an important physical resource that allows performing communication and computation tasks with an efficiency which is not achievable classically [1]. In particular, both from a conceptual and a practical point of view, it is important to investigate under which conditions entanglement between macroscopic objects, each containing a large number of the constituents, can arise. Entanglement between two atomic ensembles has been successfully demonstrated in Ref. [2] by sending pulses of coherent light through two atomic vapor cells. More recently Ref. [3] has shown spectroscopic evidence for the creation of entangled macroscopic quantum states in two current-biased Josephson-junction qubits coupled by a capacitor. The interest has been also extended to micro- and nano-mechanical oscillators, which have been shown to be highly controllable [4] and represent natural candidates for quantum limited measurements and for testing decoherence theories [5]. Recent proposals suggested to entangle a nano-mechanical oscillator with a Cooper-pair box [6], arrays of nano-mechanical oscillators [7], two mirrors of an optical ring cavity [8], or two mirrors of two different cavities illuminated with entangled light beams [9]. These two latter proposals employed the optomechanical coupling provided by radiation pressure, which has been demonstrated to provide a useful tool to manipulate the quantum state of light [10, 11, 12, 13, 14, 15]. Other two more recent proposals employing radiation pressure for entangling two micro-mechanical oscillators are Ref. [16], where a double-cavity setup is considered, and Ref. [17] where radiation pressure first generates optomechanical

[§] To whom correspondence should be addressed (david.vitali@unicam.it)

entanglement between a mirror vibrational mode and an optical sideband; such an entanglement is then swapped to two separated micro-mechanical oscillators via homodyne measurements on the optical modes.

However, the simplest scheme in which one can test the entangling capabilities of radiation pressure is a simple linear Fabry-Perot cavity with two vibrating mirrors (see Fig. 1). This system corresponds to a simplified version of the system of Ref. [16], obtained by eliminating the second “folded” cavity of [16]. In this paper we determine and fully characterize the exact steady state of this simple system and we see that if the cavity is appropriately detuned, one can generate stationary entanglement between macroscopic oscillators (effective mass ~ 100 ng) by driving the cavity with a sufficiently intense classical laser beam.

The paper is organized as follows. In Section II we describe the dynamics of the system in terms of quantum Langevin equations. In Section III we solve the dynamics and derive the correlation matrix of the steady state of the system. In Section IV we quantify the mechanical entanglement in terms of the logarithmic negativity, while Section V is for concluding remarks.

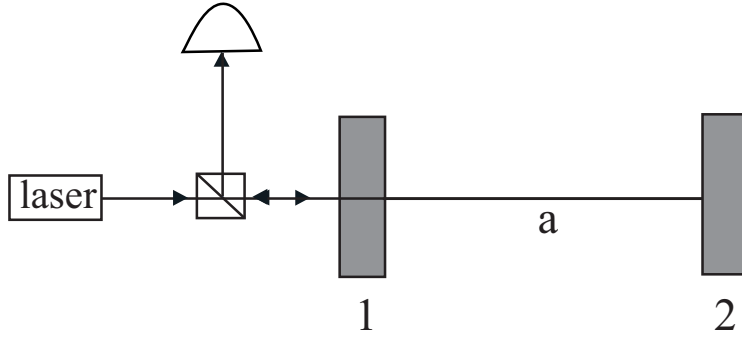


Figure 1. Schematic description of the system under study. The cavity (with mode a) is driven by a laser, and the vibrating mirrors 1 and 2 are the ones we want to entangle.

2. The system

We consider an optical Fabry-Perot cavity in which both mirrors can move under the effect of the radiation pressure force (see Fig. 1). The motion of each mirror is described by the excitation of several degrees of freedom which have different resonant frequencies. However, a single frequency mode can be considered for each mirror when a bandpass filter in the detection scheme is used [18] and mode-mode coupling is negligible. Therefore we will consider a single mechanical mode for each mirror, modeled as an harmonic oscillator with frequency Ω_k and effective mass M_k , $k = 1, 2$, so that the mechanical Hamiltonian of the mirrors is given by

$$H_m = \frac{P_1^2}{2M_1} + \frac{P_2^2}{2M_2} + \frac{1}{2}M_1\Omega_1^2Q_1^2 + \frac{1}{2}M_2\Omega_2^2P_2^2, \quad (1)$$

with $[Q_k, P_j] = i\hbar\delta_{kj}$. In the adiabatic limit in which the mirror frequencies are much smaller than the cavity free spectral range $c/2L$ (L is the cavity length in the

absence of the intracavity field) [19], one can focus on one cavity mode only because photon scattering into other modes can be neglected, and one has the following total Hamiltonian

$$H = H_m + \hbar\omega_c a^\dagger a + \hbar\frac{\omega_c}{L} a_1^\dagger a_1 (Q_1 - Q_2) + i\hbar E (e^{-i\omega_L t} a^\dagger - e^{i\omega_L t} a), \quad (2)$$

where a and a^\dagger ($[a, a^\dagger] = 1$) are the annihilation and creation operators of the cavity mode with frequency ω_c and decay rate κ , and the last two terms in Eq. (2) describe the driving laser with frequency ω_L and E is related to the input laser power P by $|E| = \sqrt{2P\kappa/\hbar\omega_L}$.

The full dynamics of the system is described by a set of nonlinear Langevin equations, including the effects of vacuum radiation noise and the quantum Brownian noise acting on the mirrors. In the interaction picture with respect to $\hbar\omega_L a^\dagger a$

$$\dot{a} = -(\kappa + i\Delta_0)a - i\frac{\omega_c}{L}a(Q_1 - Q_2) + E + \sqrt{2\kappa_1}a^{in}, \quad (3)$$

$$\dot{Q}_k = P_k/M_k, \quad k = 1, 2, \quad (4)$$

$$\dot{P}_k = -M_k\Omega_k^2 Q_k - \gamma_k P_k + (-1)^k \hbar\frac{\omega_c}{L}a^\dagger a + M_k W_k \quad k = 1, 2, \quad (5)$$

where $\Delta_0 = \omega_c - \omega_L$ and γ_k is the mechanical damping rate of mirror k . We have introduced the radiation input noise $a^{in}(t)$, whose only nonzero correlation function is [20]

$$\langle a^{in}(t)a^{in,\dagger}(t') \rangle = \delta(t - t'), \quad (6)$$

and the Hermitian Brownian noise operators $W_j(t)$, with zero mean value and possessing the following correlation functions [21, 22]

$$\langle W_i(t)W_j(t') \rangle = \delta_{ij} \frac{\hbar\gamma_j}{M_j} \int_{-\infty}^{\infty} \frac{d\omega}{2\pi} e^{-i\omega(t-t')} \omega \left[\coth\left(\frac{\hbar\omega}{2k_B T}\right) + 1 \right], \quad (7)$$

where k_B is the Boltzmann constant and T is the equilibrium temperature, assumed to be equal for the two mirrors.

We are interested in the dynamics of the quantum fluctuations around the steady state of the system. We can rewrite each Heisenberg operator as a c-number steady state value plus an additional fluctuation operator with zero mean value, $a = \alpha_s + \delta a$, $Q_k = Q_k^s + \delta Q_k$, $P_k = P_k^s + \delta P_k$. Inserting these expressions into the Langevin equations of Eqs. (3), these latter decouple into a set of nonlinear algebraic equations for the steady state values and a set of quantum Langevin equations for the fluctuation operators. The steady state values are given by $P_k^s = 0$, ($k = 1, 2$), $Q_k^s = (-1)^k (\hbar\omega_c/M_k\Omega_k^2 L) |\alpha_s|^2$, $\alpha_s = E/(\kappa + i\Delta)$, where the latter equation is in fact a nonlinear equation determining the stationary intracavity field amplitude α_s , because the effective cavity detuning Δ , including radiation pressure effects, is given by

$$\Delta = \Delta_0 + \frac{\omega_c}{L} (Q_1^s - Q_2^s) \quad (8)$$

$$= \Delta_0 - \hbar \left(\frac{\omega_c}{L} \right)^2 |\alpha_s|^2 \left(\frac{1}{M_1\Omega_1^2} + \frac{1}{M_2\Omega_2^2} \right). \quad (9)$$

The exact quantum Langevin equations for the fluctuations are

$$\delta\dot{a} = -(\kappa + i\Delta)\delta a - i\frac{\omega_c}{L}(\alpha_s + \delta a)(\delta Q_1 - \delta Q_2) + \sqrt{2\kappa}a^{in}, \quad (10)$$

$$\delta\dot{Q}_k = \delta P_k/M_k \quad k = 1, 2, \quad (11)$$

$$\begin{aligned} \delta\dot{P}_k = & -M_k\Omega_k^2\delta Q_k - \gamma_k\delta P_k + (-1)^k \hbar\frac{\omega_c}{L}(\alpha_s\delta a^\dagger + \alpha_s^*\delta a) \\ & + \delta a^\dagger\delta a + M_k W_k \quad k = 1, 2. \end{aligned} \quad (12)$$

From a physical point of view the strong driving regime is the most relevant one. In this regime, the intracavity amplitude is very large, $|\alpha_s| \gg 1$, and, as shown by Eqs. (10) and (12), one has a large effective optomechanical coupling constant $\alpha_s \omega_c / L$ between the field quadrature fluctuations and the oscillator. Since $|\alpha_s| \gg 1$, one can safely neglect the nonlinear terms $\delta a^\dagger \delta a$ and $\delta a \delta Q_k$ in the equations above and consider linearized Langevin equations.

It is evident that the cavity mode is coupled only to the relative motion of the two mirrors and it is therefore convenient to rewrite the above equations in terms of the fluctuations of the relative and center-of-mass coordinates, i.e.,

$$\delta Q_{cm} = \frac{M_1}{M_T} \delta Q_1 + \frac{M_2}{M_T} \delta Q_2, \quad \delta P_{cm} = \delta P_1 + \delta P_2, \quad (13)$$

$$\delta Q_r = \delta Q_2 - \delta Q_1, \quad \frac{\delta P_r}{\mu} = \frac{\delta P_2}{M_2} - \frac{\delta P_1}{M_1}, \quad (14)$$

where $M_T = M_1 + M_2$ and $\mu = M_1 M_2 / M_T$ are the total and reduced mass of the two oscillators. The linearized Langevin equations for these coordinates are

$$\delta \dot{a} = -(\kappa + i\Delta) \delta a + i \frac{\omega_c}{L} \alpha_s \delta Q_r + \sqrt{2\kappa} a^{in}, \quad (15)$$

$$\delta \dot{Q}_r = \delta P_r / \mu, \quad (16)$$

$$\begin{aligned} \delta \dot{P}_r = & -\mu \Omega_r^2 \delta Q_r - \gamma_r \delta P_r - \mu (\Omega_2^2 - \Omega_1^2) \delta Q_{cm} \\ & - \frac{\mu}{M_T} (\gamma_2 - \gamma_1) \delta P_{cm} + \hbar \frac{\omega_c}{L} (\alpha_s^* \delta a + \alpha_s \delta a^\dagger) + \mu W_r, \end{aligned} \quad (17)$$

$$\delta \dot{Q}_{cm} = \delta P_{cm} / M_T, \quad (18)$$

$$\begin{aligned} \delta \dot{P}_{cm} = & -M_T \Omega_{cm}^2 \delta Q_{cm} - \gamma_{cm} \delta P_{cm} \\ & - \mu (\Omega_2^2 - \Omega_1^2) \delta Q_r - (\gamma_2 - \gamma_1) \delta P_r + M_T W_{cm}, \end{aligned} \quad (19)$$

where we have defined the center-of-mass frequency $\Omega_{cm}^2 = (M_1 \Omega_1^2 + M_2 \Omega_2^2) / M_T$, damping rate $\gamma_{cm} = (M_1 \gamma_1 + M_2 \gamma_2) / M_T$, and Brownian noise $W_{cm} = (M_1 W_1 + M_2 W_2) / M_T$, and also the relative motion frequency $\Omega_r^2 = (M_2 \Omega_1^2 + M_1 \Omega_2^2) / M_T$, damping rate $\gamma_r = (M_2 \gamma_1 + M_1 \gamma_2) / M_T$ and Brownian noise $W_r = W_2 - W_1$. Thanks to these definitions, the center-of-mass and relative motion Brownian noise possess correlation functions analogous to those of Eq. (7), with the corresponding damping rate and mass. The two noises are however correlated in general, because

$$\begin{aligned} \langle W_{cm}(t) W_r(t') \rangle &= \langle W_r(t) W_{cm}(t') \rangle \\ &= \frac{\hbar(\gamma_2 - \gamma_1)}{M_T} \int_{-\infty}^{\infty} \frac{d\omega}{2\pi} e^{-i\omega(t-t')\omega} \left[\coth \left(\frac{\hbar\omega}{2k_B T} \right) + 1 \right]. \end{aligned} \quad (20)$$

The above equations show that, even though the cavity mode directly interacts only with the relative motion, the three modes are all coupled because of the center-of-mass-relative-motion coupling, which is present whenever $\Omega_1 \neq \Omega_2$ or $\gamma_1 \neq \gamma_2$.

2.1. Equal frequencies and damping rates

The dynamics considerably simplify when $\Omega_1 = \Omega_2 = \Omega$ and $\gamma_1 = \gamma_2 = \gamma$. In fact, in such a case $\Omega_{cm} = \Omega_r = \Omega$ and $\gamma_{cm} = \gamma_r = \gamma$ and the center-of-mass motion fully decouples from the cavity mode and the relative motion, even if the masses are different. The center-of-mass becomes an isolated quantum oscillator with mass M_T

and subject to quantum Brownian noise, i.e.,

$$\delta\dot{Q}_{cm} = \delta P_{cm}/M_T, \quad (21)$$

$$\delta\dot{P}_{cm} = -M_T\Omega^2\delta Q_{cm} - \gamma\delta P_{cm} + M_TW_{cm}, \quad (22)$$

while the relative position of the two mirrors and the linearized fluctuations of the cavity mode form a system of two interacting modes described by the following linear Langevin equations

$$\delta\dot{Q}_r = \delta P_r/\mu, \quad (23)$$

$$\delta\dot{P}_r = -\mu\Omega^2\delta Q_r - \gamma\delta P_r + \frac{\sqrt{2}\hbar\omega_c\alpha_s}{L}X + \mu W_r, \quad (24)$$

$$\dot{X} = -\kappa X + \Delta Y + \sqrt{2\kappa}X^{in}, \quad (25)$$

$$\dot{Y} = -\kappa Y - \Delta X + \frac{\sqrt{2}\omega_c\alpha_s}{L}\delta Q_r + \sqrt{2\kappa}Y^{in}, \quad (26)$$

where we have chosen the phase reference of the cavity field so that α_s is real, we have defined the cavity field quadratures $X \equiv (\delta a + \delta a^\dagger)/\sqrt{2}$ and $Y \equiv (\delta a - \delta a^\dagger)/i\sqrt{2}$, and the corresponding Hermitian input noise operators $X^{in} \equiv (a^{in} + a^{in,\dagger})/\sqrt{2}$ and $Y^{in} \equiv (a^{in} - a^{in,\dagger})/i\sqrt{2}$. Notice that Eqs. (23) coincide with the linearized equations of a Fabry-Perot cavity with only *one* movable mirror with mass μ .

It is convenient to switch to dimensionless dynamical variables for the mechanical oscillators. If we define

$$\delta Q_k = \sqrt{\frac{\hbar}{M_k\Omega}}q_k, \quad \delta P_k = \sqrt{\hbar M_k\Omega}p_k, \quad k = 1, 2, \quad (27)$$

$$\delta Q_{cm} = \sqrt{\frac{\hbar}{M_T\Omega}}q_{cm}, \quad \delta P_{cm} = \sqrt{\hbar M_T\Omega}p_{cm}, \quad (28)$$

$$\delta Q_r = \sqrt{\frac{\hbar}{\mu\Omega}}q_r, \quad \delta P_r = \sqrt{\hbar\mu\Omega}p_r, \quad (29)$$

such that $[q_j, p_k] = i\delta_{jk}$, either for $j, k = 1, 2$ and for $j, k = r, cm$, definitions (13)-(14) become

$$q_{cm} = r_1q_1 + r_2q_2, \quad p_{cm} = r_1p_1 + r_2p_2, \quad (30)$$

$$q_r = r_1q_2 - r_2q_1, \quad p_r = r_1p_2 - r_2p_1, \quad (31)$$

where $r_k = \sqrt{M_k/M_T}$, $k = 1, 2$. The quantum Langevin equations become in terms of these dimensionless continuous variables

$$\dot{q}_{cm} = \Omega p_{cm}, \quad (32)$$

$$\dot{p}_{cm} = -\Omega q_{cm} - \gamma p_{cm} + \xi_{cm}, \quad (33)$$

$$\dot{q}_r = \Omega p_r, \quad (34)$$

$$\dot{p}_r = \Omega q_r - \gamma p_r + G X + \xi_r, \quad (35)$$

$$\dot{X} = -\kappa X + \Delta Y + \sqrt{2\kappa}X^{in}, \quad (36)$$

$$\dot{Y} = -\kappa Y - \Delta X + G q_r + \sqrt{2\kappa}Y^{in}, \quad (37)$$

where we have defined the effective optomechanical coupling constant

$$G = \sqrt{\frac{2\hbar}{\mu\Omega}} \frac{\alpha_s\omega_c}{L} = \frac{2\omega_c}{L} \sqrt{\frac{P\kappa}{\mu\Omega\omega_L(\kappa^2 + \Delta^2)}}, \quad (38)$$

which, being proportional to the square root of the input power, can be made quite large, and the zero-mean scaled Brownian noise operators $\xi_r(t)$ and $\xi_{cm}(t)$, with correlation functions

$$\langle \xi_j(t) \xi_k(t') \rangle = \delta_{jk} \frac{\gamma}{\Omega} \int_{-\infty}^{\infty} \frac{d\omega}{2\pi} e^{-i\omega(t-t')} \omega \left[\coth \left(\frac{\hbar\omega}{2k_B T} \right) + 1 \right], \quad (39)$$

where $j, k = r, cm$.

3. Stationary correlation matrix of the two mirrors

When the three-mode system is stable, it reaches a unique steady state, independently from the initial condition. Since the quantum noises ξ_{cm} , ξ_r , X^{in} and Y^{in} are zero-mean quantum Gaussian noises and the dynamics is linearized, the quantum steady state for the fluctuations is a zero-mean Gaussian state, fully characterized by its 6×6 correlation matrix (CM) $V_{ij}^{(6)} = \langle u_i(\infty) u_j(\infty) + u_j(\infty) u_i(\infty) \rangle / 2$, where $u^T(\infty) = (q_1(\infty), p_1(\infty), q_2(\infty), p_2(\infty), X(\infty), Y(\infty))$ is the vector of continuous variables (CV) fluctuation operators at the steady state ($t \rightarrow \infty$). We are interested in the stationary reduced state of the two mirrors, which is obtained by tracing out the cavity mode. This state is obviously still Gaussian and fully characterized by the 4×4 matrix V_{ij} formed by the first four rows and columns of $V_{ij}^{(6)}$. The general form of V is quite simple. First of all it is $V_{12} = V_{34} = 0$. In fact, since $p_j = \dot{q}_j / \Omega$, $j = 1, 2$, it is

$$V_{12} = \frac{\langle q_1(\infty) p_1(\infty) + p_1(\infty) q_1(\infty) \rangle}{2} = \frac{1}{2\Omega} \lim_{t \rightarrow \infty} \frac{d}{dt} \langle q_1^2(t) \rangle = 0, \quad (40)$$

and the same happens for V_{34} . Moreover, thanks to the decoupling between center-of-mass and relative motion it is $V_{14} = V_{23} = 0$, because

$$\begin{aligned} V_{14} &= \frac{\langle q_1(\infty) p_2(\infty) + p_2(\infty) q_1(\infty) \rangle}{2} \\ &= \frac{r_1 r_2}{2} [\langle q_{cm}(\infty) p_{cm}(\infty) + p_{cm}(\infty) q_{cm}(\infty) \rangle \\ &\quad - \langle q_r(\infty) p_r(\infty) + p_r(\infty) q_r(\infty) \rangle] \\ &= \frac{r_1 r_2}{2\Omega} \lim_{t \rightarrow \infty} \frac{d}{dt} [\langle q_{cm}^2(t) \rangle - \langle q_r^2(t) \rangle] = 0, \end{aligned} \quad (41)$$

and the same happens for V_{23} . The final form of V is

$$V = \begin{pmatrix} V_{11} & 0 & V_{13} & 0 \\ 0 & V_{22} & 0 & V_{24} \\ V_{13} & 0 & V_{33} & 0 \\ 0 & V_{24} & 0 & V_{44} \end{pmatrix}, \quad (42)$$

where

$$V_{11} = r_1^2 \langle q_{cm}^2 \rangle_{st} + r_2^2 \langle q_r^2 \rangle_{st}, \quad V_{22} = r_1^2 \langle p_{cm}^2 \rangle_{st} + r_2^2 \langle p_r^2 \rangle_{st}, \quad (43)$$

$$V_{33} = r_2^2 \langle q_{cm}^2 \rangle_{st} + r_1^2 \langle q_r^2 \rangle_{st}, \quad V_{44} = r_2^2 \langle p_{cm}^2 \rangle_{st} + r_1^2 \langle p_r^2 \rangle_{st}, \quad (44)$$

$$V_{13} = r_1 r_2 (\langle q_{cm}^2 \rangle_{st} - \langle q_r^2 \rangle_{st}), \quad V_{24} = r_1 r_2 (\langle p_{cm}^2 \rangle_{st} - \langle p_r^2 \rangle_{st}), \quad (45)$$

that is, it depends upon the mass ratios r_k and the four stationary variances $\langle u^2 \rangle_{st} \equiv \lim_{t \rightarrow \infty} \langle u^2(t) \rangle$, $u = q_{cm}, p_{cm}, q_r, p_r$.

3.1. Calculation of the stationary variances

The center-of-mass and relative motion stationary variances can be obtained by solving Eqs. (32) and considering the limit $t \rightarrow \infty$. Defining the six-dimensional vector of variables $v^T(t) = (q_{cm}(t), p_{cm}(t), q_r(t), p_r(t), X(t), Y(t))$, the vector of noises $n^T(t) = (0, \xi_{cm}(t), 0, \xi_r(t), \sqrt{2\kappa}X^{in}(t), \sqrt{2\kappa}Y^{in}(t))$ and the matrix

$$A = \begin{pmatrix} 0 & \Omega & 0 & 0 & 0 & 0 \\ -\Omega & -\gamma & 0 & 0 & 0 & 0 \\ 0 & 0 & 0 & \Omega & 0 & 0 \\ 0 & 0 & -\Omega & -\gamma & G & 0 \\ 0 & 0 & 0 & 0 & -\kappa & \Delta \\ 0 & 0 & G & 0 & -\Delta & -\kappa \end{pmatrix}, \quad (46)$$

Eqs. (32) can be rewritten in compact form as $\dot{v}(t) = Av(t) + n(t)$, whose solution is

$$v(t) = M(t)v(0) + \int_0^t ds M(s)n(t-s), \quad (47)$$

where $M(t) = \exp\{At\}$. The system is stable and reaches its steady state when all the eigenvalues of A have negative real parts so that $M(\infty) = 0$. The stability conditions can be derived by applying the Routh-Hurwitz criterion [25], yielding the following two nontrivial conditions on the system parameters,

$$s_1 = 2\gamma\kappa [\Delta^4 + \Delta^2(\gamma^2 + 2\gamma\kappa + 2\kappa^2 - 2\Omega^2) \quad (48)$$

$$+ (\gamma\kappa + \kappa^2 + \Omega^2)^2] + \Omega G^2 \Delta (\gamma + 2\kappa)^2 > 0,$$

$$s_2 = \Omega (\Delta^2 + \kappa^2) - G^2 \Delta > 0, \quad (49)$$

which will be considered to be satisfied from now on. If we consider the variables $v_j(t)$, we can construct the stationary correlation matrix

$$C_{ij} = \frac{\langle v_i(\infty)v_j(\infty) + v_j(\infty)v_i(\infty) \rangle}{2}, \quad (50)$$

which is the quantity of interest because $C_{11} = \langle q_{cm}^2 \rangle_{st}$, $C_{22} = \langle p_{cm}^2 \rangle_{st}$, $C_{33} = \langle q_r^2 \rangle_{st}$, and $C_{44} = \langle p_r^2 \rangle_{st}$. When the system is stable, using Eq. (47) one gets

$$C_{ij} = \sum_{k,l} \int_0^\infty ds \int_0^\infty ds' M_{ik}(s) M_{jl}(s') \Phi_{kl}(s-s'), \quad (51)$$

where $\Phi_{kl}(s-s') = (\langle n_k(s)n_l(s') + n_l(s')n_k(s) \rangle)/2$ is the matrix of the stationary noise correlation functions. Due to Eq. (39), the mirror Brownian noises are not delta-correlated and therefore do not describe in general a Markovian process. However, as we shall see, mechanical entanglement is achievable only using oscillators with a very good mechanical quality factor $\mathcal{Q} = \Omega/\gamma$. In this weak damping limit, $\gamma \rightarrow 0$, the quantum Brownian noises $\xi_r(t)$ and $\xi_{cm}(t)$ become delta-correlated, [26]

$$\langle \xi_j(t)\xi_k(t') + \xi_k(t')\xi_j(t) \rangle / 2 \simeq \delta_{jk}\gamma(2\bar{n} + 1)\delta(t-t'), \quad (52)$$

where $\bar{n} = (\exp\{\hbar\Omega/k_B T\} - 1)^{-1}$, is the mean thermal excitation number, and one recovers a Markovian process. Using the definitions of X_{in} and Y_{in} and Eq. (6), we finally get $\Phi_{kl}(s-s') = D_{kl}\delta(s-s')$, where

$$D = \begin{pmatrix} 0 & 0 & 0 & 0 \\ 0 & \gamma(2\bar{n} + 1) & 0 & 0 \\ 0 & 0 & \kappa & 0 \\ 0 & 0 & 0 & \kappa \end{pmatrix}. \quad (53)$$

As a consequence, Eq. (51) becomes

$$C = \int_0^\infty ds M(s) D M(s)^T, \quad (54)$$

which, when the stability conditions are satisfied so that $M(\infty) = 0$, is equivalent to the following equation for the CM,

$$AC + CA^T = -D. \quad (55)$$

Eq. (55) is a linear equation for C and it can be straightforwardly solved. The center-of-mass is decoupled from the other two modes and Eq. (55) trivially gives

$$C_{11} = C_{22} = \langle q_{cm}^2 \rangle_{st} = \langle p_{cm}^2 \rangle_{st} = \frac{1}{2} + \bar{n}. \quad (56)$$

The relative motion is instead coupled with the cavity mode and consequently the final expression of the stationary variances are much more involved. One has

$$C_{33} = \langle q_r^2 \rangle_{st} = \frac{1}{2} + b_q + d_q \bar{n}, \quad (57)$$

$$C_{44} = \langle p_r^2 \rangle_{st} = \frac{1}{2} + b_p + d_p \bar{n}, \quad (58)$$

where

$$b_p = [s_1]^{-1} G^2 \kappa \{ \Delta^2 (\gamma + \kappa) + \kappa (\gamma \kappa + \kappa^2 + \Omega^2) - \Delta \Omega (\gamma + 2\kappa) \}, \quad (59)$$

$$d_p = 1 - [s_1]^{-1} 2G^2 \kappa \Omega \Delta (\gamma + 2\kappa), \quad (60)$$

$$b_q = [2s_1 s_2]^{-1} G^2 \left\{ 2\kappa (\Delta^2 + \kappa^2) \left\{ \left[\Delta^2 + (\gamma + \kappa)^2 \right] (\kappa \Omega + \gamma \Delta) \right. \right. \quad (61)$$

$$\left. \left. + \Omega^2 (\gamma + \kappa) (\Omega - 2\Delta) \right\} \Delta G^2 \Omega^2 (\gamma + 2\kappa) [\Delta \gamma - \kappa (\Omega - 2\Delta)] \right\},$$

$$d_q = 1 + [s_1 s_2]^{-1} \Delta G^2 [s_1 - 2\gamma \kappa \Omega^2 (\Omega^2 + 2\gamma \kappa + 4\kappa^2) - 4\kappa^2 \Omega^2 (\Delta^2 + \kappa^2)]. \quad (62)$$

4. Conditions for stationary entanglement

Simon's separability PPT (positive partial transpose) criterion is necessary and sufficient for bipartite Gaussian CV states [23]. It assumes a particularly simple form for the CM of the two mirrors of Eq. (42). In fact, after some algebra, one gets the following necessary and sufficient condition for the presence of mechanical entanglement between the two mirrors in the stationary state,

$$\left[\langle q_r^2 \rangle_{st} \langle p_{cm}^2 \rangle_{st} - \frac{1}{4} \right] \left[\langle p_r^2 \rangle_{st} \langle q_{cm}^2 \rangle_{st} - \frac{1}{4} \right] < \left(1 - \frac{1}{\eta} \right) \times \left[\langle q_{cm}^2 \rangle_{st} \langle p_{cm}^2 \rangle_{st} - \frac{1}{4} \right] \left[\langle q_r^2 \rangle_{st} \langle p_r^2 \rangle_{st} - \frac{1}{4} \right], \quad (63)$$

where we have defined $\eta = 4r_1^2 r_2^2 = 4\mu/M_T$. For very different masses $\eta \rightarrow 0$ and the right hand side of Eq. (63) tends to $-\infty$, i.e., the criterion is never satisfied and the mirrors are never entangled. It is evident therefore that stationary entanglement is better achieved for *equal mirrors*, i.e., $\eta = 1$, when the right hand side of Eq. (63) is equal to zero and the necessary and sufficient entanglement condition becomes equivalent to a “product” of sufficient criteria analogous to those derived in [8, 24]. This means that the stationary state of the two identical mirrors is entangled if either $\langle q_r^2 \rangle_{st} \langle p_{cm}^2 \rangle_{st} < 1/4$ or $\langle p_r^2 \rangle_{st} \langle q_{cm}^2 \rangle_{st} < 1/4$. One can also quantify such entanglement,

by considering the logarithmic negativity E_N [27], which in the CV case E_N can be defined as [28]

$$E_N = \max[0, -\ln 2\nu^-], \quad (64)$$

where ν^- is given by

$$\nu^- \equiv 2^{-1/2} \left[\Sigma(V) - (\Sigma(V)^2 - 4 \det V)^{1/2} \right]^{1/2}, \quad (65)$$

with $\Sigma(V) \equiv \det N_1 + \det N_2 - 2 \det N_{12}$ and we have used the 2×2 block form of the CM

$$V \equiv \begin{pmatrix} N_1 & N_{12} \\ N_{12}^T & N_2 \end{pmatrix}. \quad (66)$$

Therefore, a Gaussian state is entangled if and only if $\nu^- < 1/2$, which is equivalent to Simon's necessary and sufficient entanglement criterion for Gaussian states [23] of Eq. (63), and which can be written as $4 \det V < \Sigma(V) - 1/4$. In the case of the stationary matrix V of Eq. (42), one has

$$\det V = \langle q_r^2 \rangle_{st} \langle p_r^2 \rangle_{st} \langle q_{cm}^2 \rangle_{st} \langle p_{cm}^2 \rangle_{st} \quad (67)$$

$$\begin{aligned} \Sigma(V) &= (1 - \eta) [\langle q_r^2 \rangle_{st} \langle p_r^2 \rangle_{st} + \langle q_{cm}^2 \rangle_{st} \langle p_{cm}^2 \rangle_{st}] \\ &+ \eta [\langle q_r^2 \rangle_{st} \langle p_{cm}^2 \rangle_{st} + \langle q_{cm}^2 \rangle_{st} \langle p_r^2 \rangle_{st}]. \end{aligned} \quad (68)$$

Therefore, in the most convenient condition for entanglement, i.e., identical mirrors $\Leftrightarrow \eta = 1$, one has $\Sigma(V) = \langle q_r^2 \rangle_{st} \langle p_{cm}^2 \rangle_{st} + \langle q_{cm}^2 \rangle_{st} \langle p_r^2 \rangle_{st}$, yielding

$$\nu^- = \min \left\{ \sqrt{\langle q_r^2 \rangle_{st} \langle p_{cm}^2 \rangle_{st}}, \sqrt{\langle q_{cm}^2 \rangle_{st} \langle p_r^2 \rangle_{st}} \right\}, \quad (69)$$

so that in this case of equal masses, the logarithmic negativity assumes the particularly simple form

$$E_N = \max \left\{ 0, -\ln \left[2 \sqrt{\langle q_r^2 \rangle_{st} \langle p_{cm}^2 \rangle_{st}} \right], -\ln \left[2 \sqrt{\langle q_{cm}^2 \rangle_{st} \langle p_r^2 \rangle_{st}} \right] \right\}. \quad (70)$$

Using Eqs. (56)-(58), and (70) one has stationary entanglement if one of the two following conditions is satisfied

$$b_q + d_q \bar{n} < -\frac{\bar{n}}{2\bar{n} + 1}, \quad (71)$$

$$b_p + d_p \bar{n} < -\frac{\bar{n}}{2\bar{n} + 1}, \quad (72)$$

which, as expected, are better satisfied in the zero temperature limit, $\bar{n} \rightarrow 0$, since $d_q, d_p \geq 0$ whenever the stability conditions are satisfied (otherwise one could have negative variances at large enough temperatures).

These two equations lead us to the main result of the paper, i.e., it is possible to realize an entangled stationary state of two macroscopic movable mirrors of a classically driven Fabry-Perot cavity. However, such a stationary mechanical entanglement turns out to be fragile with respect to temperature, as it can be easily grasped from Eqs. (71)-(72). This is illustrated in Figs. 2-3, where we have considered a parameter region very close to that of recently performed experiments employing optical Fabry-Perot cavities with at least one micromechanical mirror [11, 12, 13, 14]. Figs. 2-3 refer to the case of an optical cavity of length $L = 1$ cm, finesse $\mathcal{F} = 1.9 \times 10^5$, so that $\kappa \simeq 5 \times 10^5 \text{ s}^{-1}$, driven by a laser with wavelength 1064 nm and power $P = 50$ mW. The two identical mechanical oscillators have angular frequency $\Omega/2\pi = 10$ MHz, damping rate $\gamma = 3 \times 10^5 \text{ s}^{-1}$, and mass $m = 100$ ng. Fig. 2 refers to the zero

temperature limit and shows that stationary entanglement is present only within a small interval of values of Δ around $\Delta \simeq \Delta_{opt}$ where

$$\Delta_{opt} = \Omega \frac{\gamma + 2\kappa}{2\gamma + 2\kappa}. \quad (73)$$

This value is essentially the optimal value for the detuning for achieving entanglement. This can be understood from the expression of $\langle p_r^2 \rangle_{st}$. In fact, at zero temperature entanglement is obtained when $b_p < 0$ (see Eq. (72)), which is satisfied when the numerator of Eq. (59) is negative, since $s_1 > 0$ due to stability. This condition is obtained by considering the minimum of the second order polynomial in Δ in the numerator and by imposing that it is negative. The minimum value of this polynomial is obtained just at $\Delta = \Delta_{opt}$ and it is negative when

$$\gamma\Omega > 2\kappa(\gamma + \kappa). \quad (74)$$

Therefore $\Delta = \Delta_{opt}$ and Eq. (74) are sufficient conditions for achieving entanglement at zero temperature. This parameter regime is the optimal for entanglement because when $\Delta \simeq \Delta_{opt} \simeq \Omega$, s_1 is also close to its minimum value, implying therefore a large negative value of b_p (see Eq. (59)) and also a value of d_p very close to zero (see Eq. (60)), which means an improved robustness of entanglement with respect to temperature. In Fig. 3 we study the resistance to thermal effects by plotting E_N evaluated at the optimal detuning, i.e., corresponding to the maximum of Fig. 2, versus temperature. We see that this entanglement vanishes for $T > 100 \mu\text{K}$. This behavior is valid in general, even in parameter regions different from that of Figs. 2, 3: whenever one finds a regime with a nonzero stationary entanglement, this entanglement quickly tends to zero for increasing temperatures. This fragility makes the experimental realization of such macroscopic manifestation of quantum entanglement difficult to achieve.

Eq. (70) shows that mechanical entanglement at zero temperature could be realized as well when $\langle q_r^2 \rangle_{st} < 1/2$. However, it is possible to see through numerical calculations that this condition is much more difficult to realize with respect to $\langle p_r^2 \rangle_{st} < 1/2$. This fact is not easily seen from the analytical expressions of b_q and d_q (Eqs. (61)-(62)), which are more difficult to analyze with respect to those of b_p and d_p (Eqs. (59)-(60)).

It is interesting to compare the present proposal with other recent schemes for entangling two micro-mechanical mirrors, especially with Refs. [8, 9, 16, 17], which are all based on the optomechanical coupling provided by the radiation pressure. Refs. [8, 9, 16] considered the steady state of different systems of driven cavities: Ref. [8] focused on two mirrors of a ring cavity and considered the situation in the frequency domain; Ref. [9] assumed to drive two independent linear cavities with two-mode squeezed light and stationary mechanical entanglement is achieved by transferring the entanglement of the two driving beams to the end-mirrors of the two cavities; Ref. [16] considered a system of two linked cavities, in which the transfer of the input squeezing is responsible for the generated steady-state entanglement. Ref. [17] instead considered a non-stationary cavity-less situation, in which two separated vibrating mirrors are independently driven by a laser pulse. Thanks to radiation pressure, a vibrational mode of each mirror gets entangled with the corresponding optical sideband modes; a final homodyne measurement on the sideband modes entangles the two micromechanical oscillators via entanglement swapping.

The present scheme is strongly related to that of Ref. [16]. In fact, the double-cavity scheme of Ref. [16] coincides with the single Fabry-Perot cavity scheme considered here when the “folded” cavity of Ref. [16] is not driven. Ref. [16] evaluated

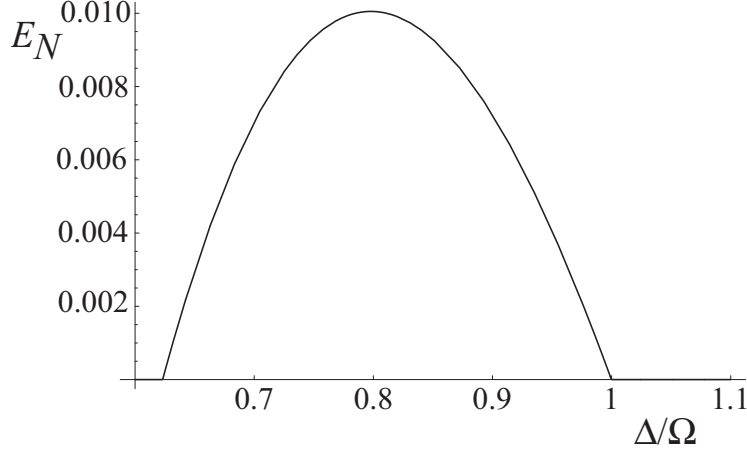


Figure 2. Logarithmic negativity $E_{\mathcal{N}}$ as a function of the normalized detuning Δ/Ω in the case of an optical cavity of length $L = 1$ cm, finesse $\mathcal{F} = 1.9 \times 10^5$, driven by a laser with wavelength 1064 nm and power $P = 50$ mW. The identical movable mirrors have a frequency $\Omega/2\pi = 10$ MHz, damping rate $\gamma = 3 \times 10^5$ s $^{-1}$, mass $m = 100$ ng and their temperature is $T = 0$.

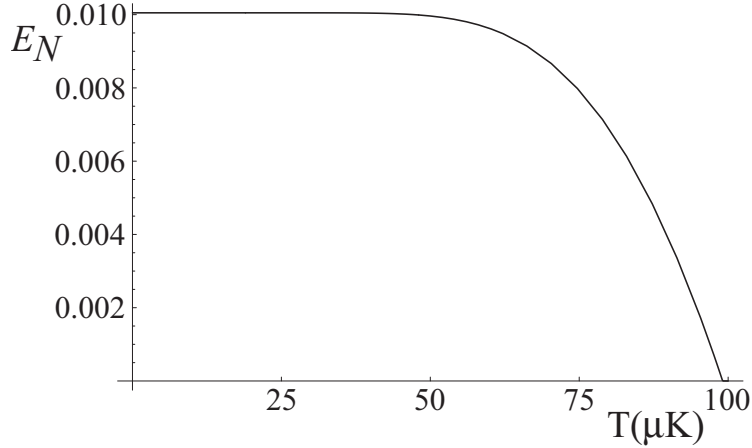


Figure 3. Logarithmic negativity $E_{\mathcal{N}}$ evaluated at $\Delta = \Delta_{opt} \simeq 0.8\Omega$ (see Eq. 73)) as a function of temperature. The other parameter values are the same as in Fig. 2.

the stationary state of the two mechanical modes approximately, by considering the resonant case $\Delta = \Omega$ and solving the dynamics of the system only in the limit when Ω is much larger than the other parameters, G , κ , so that fast terms rotating at frequency Ω can be neglected in the equations of motion. In this limit, Ref. [16] finds that the steady state of the two mirrors is entangled only if the input field is squeezed, while is never entangled for a classical coherent input. Here we determine the steady state of the system exactly in the Markovian limit of high-Q vibrational modes and our solution reproduces the results of Ref. [16] in the same limiting conditions. In

fact, if we consider $\Delta = \Omega \gg G, \kappa, \gamma$ in Eqs. (59)-(62), one gets

$$b_p = b_q \simeq 0, \quad (75)$$

$$d_p = d_q = \frac{\gamma (G^2 + 2\gamma\kappa + 4\kappa^2)}{(\gamma + 2\kappa)(G^2 + 2\gamma\kappa)}, \quad (76)$$

so that

$$\langle q_r^2 \rangle_{st} = \langle p_r^2 \rangle_{st} = \frac{1}{2} + \bar{n} \frac{\gamma (G^2 + 2\gamma\kappa + 4\kappa^2)}{(\gamma + 2\kappa)(G^2 + 2\gamma\kappa)} \geq \frac{1}{2}, \quad (77)$$

coinciding with Eq. (23) of Ref. [16] in the case of no input squeezing, and implying absence of mechanical entanglement.

Therefore we see that the “resonance” condition $\Delta = \Omega$ is very close to the optimal condition for generating mechanical entanglement, and that if one leaves the regime of vary large mechanical frequencies $\Omega \gg G, \kappa, \gamma$, one can achieve stationary mechanical entanglement even without input squeezing. In fact, the parameter regime considered in Figs. 2-3 corresponds to $\Omega \simeq G \gg \kappa \simeq \gamma$.

5. Conclusions

We have considered a system formed by a linear cavity with two vibrating mirrors, driven by an intense classical light field. The two mirror vibrational modes interact thanks to the radiation pressure of the light bouncing between them. We have determined the steady state of the system and we have seen that, in the case of identical mechanical oscillators, the two vibrational modes become entangled if the cavity detuning is close to the mechanical frequency. The resulting mechanical entanglement is however quite fragile with respect to temperature and this suggests that, in order to generate macroscopic mechanical entanglement which is more robust with respect to thermal effects, it is convenient to drive the cavity with nonclassical light (see e.g., [16].)

6. Acknowledgments

This work has been partly supported by the European Commission through the Integrated Project Qubit Applications (QAP) funded by the IST directorate, Contract No 015848 and by MIUR through PRIN- 2005 “Generation, manipulation and detection of entangled light for quantum communications”.

References

- [1] M. A. Nielsen and I. L. Chuang, *Quantum Computation and Quantum Information* Cambridge University Press, Cambridge, 2000).
- [2] B. Julsgaard *et al.*, Nature (London) **413**, 400 (2001).
- [3] A. J. Berkley *et al.*, Science **300**, 1548 (2003).
- [4] M.D. LaHaye *et al.*, Science **304**, 74 (2004).
- [5] W. Marshall *et al.*, Phys. Rev. Lett. **91** 130401 (2003).
- [6] A. D. Armour *et al.*, Phys. Rev. Lett. **88**, 148301 (2002).
- [7] J. Eisert *et al.*, Phys. Rev. Lett. **93**, 190402 (2004).
- [8] S. Mancini, V. Giovannetti, D. Vitali and P. Tombesi, Phys. Rev. Lett. **88**, 120401 (2002).
- [9] J. Zhang *et al.*, Phys. Rev. A **68**, 013808(2003).
- [10] A. Dorsel, J. D. McCullen, P. Meystre, E. Vignes, and H. Walther, Phys. Rev. Lett. **51**, 1550 (1983); A. Gozzini, F. Maccarone, F. Mango, I. Longo, and S. Barbarino, J. Opt. Soc. Am. B **2**, 1841 (1985).

- [11] D. Kleckner *et al.*, Phys. Rev. Lett. **96**, 173901 (2006).
- [12] O. Arcizet, P.-F. Cohadon, T. Briant, M. Pinard, A. Heidmann, J.-M. Mackowski, C. Michel, L. Pinard, O. Francais and L. Rousseau, e-print quant-ph/0605174.
- [13] S. Gigan, H. R. Böhm, M. Paternostro, F. Blaser, G. Langer, J. B. Hertzberg, K. Schwab, D. Bäuerle, M. Aspelmeyer, A. Zeilinger, e-print quant-ph/0607068.
- [14] O. Arcizet, P.-F. Cohadon, T. Briant, M. Pinard, and A. Heidmann, e-print quant-ph/0607205.
- [15] D. Vitali, S. Gigan, A. Ferreira, H. R. Böhm, P. Tombesi, A. Guerreiro, V. Vedral, A. Zeilinger, and M. Aspelmeyer, e-print quant-ph/0609197; M. Paternostro, D. Vitali, S. Gigan, M. S. Kim, C. Brukner, J. Eisert, and M. Aspelmeyer, e-print quant-ph/0609210.
- [16] M. Pinard, A. Dantan, D. Vitali, O. Arcizet, T. Briant and A. Heidmann, Europhys. Lett. **72**, 747 (2005).
- [17] S. Pirandola, D. Vitali, P. Tombesi, S. Lloyd, Phys. Rev. Lett. **97**, 150403 (2006).
- [18] M. Pinard, Y. Hadjar, A. Heidmann, Eur. Phys. J. D **7**, 107 (1999).
- [19] C. K. Law, Phys. Rev. A **51**, 2537 (1995).
- [20] C. W. Gardiner and P. Zoller, *Quantum Noise*, (Springer, Berlin, 2000).
- [21] L. Landau, E. Lifshitz, *Statistical Physics* (Pergamon, New York, 1958).
- [22] V. Giovannetti, D. Vitali, Phys. Rev. A **63**, 023812 (2001).
- [23] R. Simon, Phys. Rev. Lett. **84**, 2726 (2000).
- [24] V. Giovannetti, S. Mancini, D. Vitali and P. Tombesi, Phys. Rev. A **67**, 022320 (2003).
- [25] I. S. Gradshteyn and I. M. Ryzhik, *Table of Integrals, Series and Products*, Academic Press, Orlando, 1980, pag. 1119.
- [26] R. Benguria, and M. Kac, Phys. Rev. Lett, **46**, 1 (1981).
- [27] G. Vidal and R. F. Werner, Phys. Rev. A **65**, 032314 (2002).
- [28] G. Adesso *et al.*, Phys. Rev. A **70**, 022318 (2004).