

Maximally Path-Entangled Number States Violate a Bell's Inequality

Christoph F. Wildfeuer,^{1,*} Austin P. Lund,² and Jonathan P. Dowling¹

¹*Hearne Institute for Theoretical Physics, Department of Physics and Astronomy,
Louisiana State University, Baton Rouge, Louisiana 70803, USA*

²*Centre for Quantum Computer Technology, Department of Physics,
University of Queensland, Brisbane 4072, QLD, Australia*

We show that nonlocal correlation experiments on the two spatially separated modes of a maximally path-entangled number state may be performed and lead to a violation of a Clauser-Horne Bell inequality for any finite photon number N . We present also an analytical expression for the two-mode Wigner function of a maximally path-entangled number state and investigate a Clauser-Horne-Shimony-Holt Bell inequality for such states.

PACS numbers: 42.50.Xa, 03.65.Ud, 03.65.Wj, 03.67.Mn

Maximally path-entangled number states of the form

$$|\Psi\rangle = \frac{1}{\sqrt{2}}(|N\rangle_a|0\rangle_b + e^{i\varphi}|0\rangle_a|N\rangle_b), \quad (1)$$

(often abbreviated to NOON states) have important applications to quantum imaging [1], metrology [2, 3], and sensing [4]. Characterizing their quantum mechanical properties is therefore a valuable task for improving upon suggested schemes. Entanglement is the most profound property of quantum mechanical systems. NOON states are non-separable states and hence are entangled. But do they also show nonlocal behavior when we perform a correlation experiment on the modes? The amount of nonlocality demonstrated by a Bell-type experiment provides an operational meaning of entanglement. It distinguishes between the class of states that are entangled but do admit a local hidden variable model and those which do not and so may be called EPR correlated [5]. Several publications [6] address the question whether the NOON states are EPR correlated for the case $N = 1$. Gisin and Peres have shown that for any nonfactorable pure state of two quantum systems it is possible to find pairs of observables whose correlations violate a Bell's inequality [7]. This result was later extended to more than two systems by Popescu and Rohrlich [8]. Recent experiments [9] have reported strong evidence that NOON states violate a Bell's inequality for $N = 1$, leaving open the question as to what experiments might show EPR correlations for $N > 1$. We propose for the first time a specific experiment that shows that NOON states are EPR correlated for any finite N . We investigate two measurement schemes using the unbalanced homodyne tomography setup described in [10] and compare the results. The correlation functions we calculate can be related to well-known phase space distributions, the two-mode Q function and the two-mode Wigner function. The operational meaning of the Q and Wigner function was first pointed out by Banaszek and Wódkiewicz [10]. We modify this approach and calculate the distribution functions for the NOON states entirely from these phase space distributions, and thereby construct a Clauser-Horne and a Clauser-Horne-Shimony-Holt Bell's inequality.

Experimentally this can be implemented with an unbalanced homodyne tomography setup as given, for example, in [10] and shown in Fig. 1. For simplicity we choose $\varphi = \pi$ for

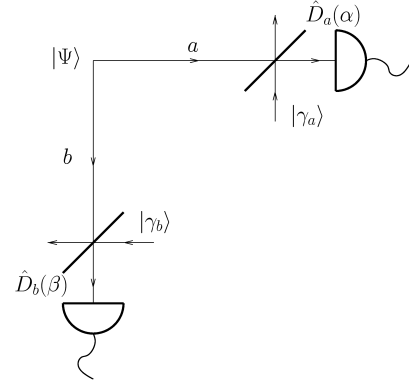


FIG. 1: Unbalanced homodyne tomography setup for a Bell experiment with NOON states. Here $|\Psi\rangle = \frac{1}{\sqrt{2}}(|N\rangle_a|0\rangle_b - |0\rangle_a|N\rangle_b)$ and a and b label the modes.

the states in Eq. (1). It is now understood that the introduction of a reference frame is required in any Bell test [11]. Claims that NOON states do not violate Bell-type experiments have not properly appreciated this point. In the number basis, a shared local oscillator acts as the required reference frame. The beam splitters in this approach are assumed to operate in the limit where the transmittivity $T \rightarrow 1$. We further assume that a strong coherent state $|\gamma\rangle$, where $|\gamma| \rightarrow \infty$, is incident to one of the two input ports. The beam splitter then acts as the displacement operator $\hat{D}(\gamma\sqrt{1-T})$ on the second input port [12, 13, 14]. We introduce complex parameters $\alpha = \gamma_a\sqrt{1-T}$ and $\beta = \gamma_b\sqrt{1-T}$. The phase space parameterization with respect to these is then analogous to a correlation experiment with polarized light and different relative polarizer settings, where the nonlocality of polarization entangled states such as $|\Psi\rangle = (|H\rangle_a|V\rangle_b - |V\rangle_a|H\rangle_b)/\sqrt{2}$ is well established.

In the first experimental setup we consider a simple non-number resolving photon-detection scheme. In the case of the homodyne tomography setup under consideration, the local positive operator valued measures (POVM's) are given by,

$$\hat{Q}(\alpha) = \hat{D}(\alpha)|0\rangle\langle 0|\hat{D}^\dagger(\alpha), \quad (2)$$

$$\hat{P}(\alpha) = \hat{D}(\alpha) \sum_{n=1}^{\infty} |n\rangle\langle n| \hat{D}^\dagger(\alpha). \quad (3)$$

These operators fulfill the completeness relation $\hat{Q}(\alpha) + \hat{P}(\alpha) = \hat{\mathbf{1}}$, where we assume lossless detectors for our investigation. The expectation value of $\hat{Q}(\alpha)$ tells us if no photons are present, depending on the phase and amplitude of the local oscillator. The expectation value of $\hat{P}(\alpha)$ gives the probability of counting one or more photons, while not distinguishing between one or more photons. So we simply assign a 1 to a detector click and a 0 otherwise, giving us a binary result. We label the two modes of the NOON state by a and b so that the corresponding measurement operators for a correlated measurement of the displaced vacuum can be written as $\hat{Q}_a(\alpha) \otimes \hat{Q}_b(\beta)$. The expectation value for the state $|\Psi\rangle$ is given by

$$Q_{ab}(\alpha, \beta) = \langle \Psi | \hat{Q}_a(\alpha) \otimes \hat{Q}_b(\beta) | \Psi \rangle = |\langle \alpha, \beta | \Psi \rangle|^2. \quad (4)$$

This is the two-mode Q function of the NOON state up to a factor $1/\pi^2$, and the result is given by

$$Q_{ab}(\alpha, \beta) = \frac{1}{2N!} e^{-(|\alpha|^2 + |\beta|^2)} |\alpha^N - \beta^N|^2. \quad (5)$$

To obtain the probabilities of the individual detector counts we calculate

$$Q_a(\alpha) = \langle \Psi | \hat{Q}_a(\alpha) \otimes \hat{\mathbf{1}}_b | \Psi \rangle = \frac{1}{2} e^{-|\alpha|^2} \left(\frac{|\alpha|^{2N}}{N!} + 1 \right), \quad (6)$$

$$Q_b(\beta) = \langle \Psi | \hat{\mathbf{1}}_a \otimes \hat{Q}_b(\beta) | \Psi \rangle = \frac{1}{2} e^{-|\beta|^2} \left(\frac{|\beta|^{2N}}{N!} + 1 \right). \quad (7)$$

Using the completeness relation $\hat{P}(\alpha) = \hat{\mathbf{1}} - \hat{Q}(\alpha)$, we easily obtain the probabilities for the correlated and single detector counts — $P_{ab}(\alpha, \beta)$, $P_a(\alpha)$ and $P_b(\beta)$ — in terms of the Q functions. We build from these the Clauser-Horne combination (CH) [15], which for a local hidden variable model admits the inequality,

$$-1 \leq P_{ab}(\alpha, \beta) - P_{ab}(\alpha, \beta') + P_{ab}(\alpha', \beta) + P_{ab}(\alpha', \beta') - P_a(\alpha') - P_b(\beta) \leq 0. \quad (8)$$

If this inequality is violated for a NOON state it follows that the state contains nonlocal correlations, i.e., is EPR correlated. In order to attain such a violation, we minimize the function $CH = P_{ab}(\alpha, \beta) - P_{ab}(\alpha, \beta') + P_{ab}(\alpha', \beta) + P_{ab}(\alpha', \beta') - P_a(\alpha') - P_b(\beta)$ for a given N over the parameter space spanned by α , α' , β , and β' . The violation of the Clauser-Horne combination for the NOON states with $N = 1, \dots, 5$ is shown in Table I and displayed in Fig. 2, where we decomposed the complex parameters as follows: $\alpha = a + ib$, $\beta = c + id$, $\alpha' = e + if$ and $\beta' = g + ih$.

The results show a decrease in the amount of violation with N . The maximal violation is obtained for $N = 1$. For $N \geq 3$ the violation is so reduced that it would be increasingly hard to observe experimentally. If we increase the precision of our numerical method we observe that for large N the CH combination in fact never hits the classical bound of -1 exactly, i.e., there is a violation of the inequality for any finite

N	1	2	3	4	5
CH	-1.3930	-1.3338	-1.0027	-1.0003	-1.0000
a	-0.5121	-1.0672	+0.6858	+0.4988	-0.0008
b	+0.5735	+0.2517	-0.1039	+0.5285	+0.0041
c	-0.0046	+1.8365	-0.0000	-0.0000	+0.0000
d	+1.1584	-0.4332	+0.0000	+0.0000	+0.0000
e	+1.0783	+0.4332	+0.0000	-0.0000	+0.0000
f	+0.4232	+1.8365	-0.0000	-0.0000	+0.0000
g	+0.7221	+0.2517	+0.2530	+0.0210	+0.0101
h	-0.2643	+1.0672	-0.6459	-0.7264	-0.0506

TABLE I: Numerical values for the CH inequality.

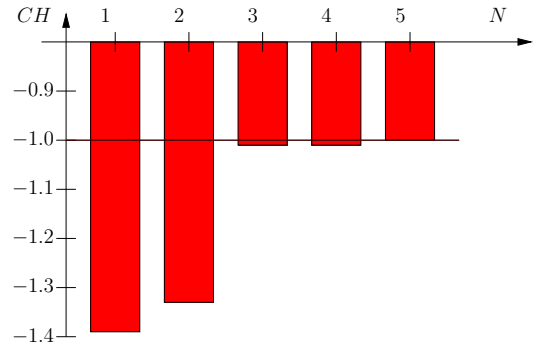


FIG. 2: Violation of the Clauser-Horne Bell inequality as a function of N .

N , which can be shown as follows. Let N be finite and odd. We choose $\alpha' = \beta = 0$ and $\alpha = -\beta'$, then the CH combination reduces to $CH = 1/N! |\alpha|^{2N} e^{-|\alpha|^2} (1 - 2e^{-|\alpha|^2}) - 1$. For any $0 < |\alpha|^2 < \ln 2$, we obtain $CH < -1$. For even N the same proof holds except that we need to choose $\alpha = \beta'$ instead.

The Bell measurement presented leads to a decrease of the amount of violation with N . This decrease with N is due to the very specific way the reference frame is introduced in terms of the local displacement operators $\hat{D}(\alpha)$ and $\hat{D}(\beta)$ for the correlation measurement. The scheme is based on measuring the overlap of coherent states with the modes of the NOON state. To obtain a large value for the correlation function we need to have a large overlap of a coherent state, e.g., $|\alpha\rangle_a$ with the N photons in mode $|N\rangle_a$ and the coherent state $|\beta\rangle_b$ with the vacuum $|0\rangle_b$ at the same time. Since the ‘distance’ of N to the vacuum is getting larger with N , the correlated overlap is reduced. This may explain the decrease in the amount of violation observed.

Note that the measurement described by the operators in Eq. (2) and Eq. (3) requires only non-number resolving photon counters and may therefore be performed with current detector technology. In the next section we consider a correlated parity measurement on the modes and investigate the amount

of violation in this scheme.

An operational meaning of the two-mode Wigner function for the NOON state is given in terms of a correlated parity measurement [10]. Measurements can be described by the following POVM operators:

$$\hat{\Pi}^+(\alpha) = \hat{D}(\alpha) \sum_{k=0}^{\infty} |2k\rangle \langle 2k| \hat{D}^\dagger(\alpha), \quad (9)$$

$$\hat{\Pi}^-(\alpha) = \hat{D}(\alpha) \sum_{k=0}^{\infty} |2k+1\rangle \langle 2k+1| \hat{D}^\dagger(\alpha). \quad (10)$$

The corresponding operator for the correlated measurement of

the parity on mode a and b may be defined as:

$$\hat{\Pi}(\alpha, \beta) = \left(\hat{\Pi}_a^{(+)}(\alpha) - \hat{\Pi}_a^{(-)}(\alpha) \right) \otimes \left(\hat{\Pi}_b^{(+)}(\beta) - \hat{\Pi}_b^{(-)}(\beta) \right).$$

The outcome of the measurements are either $+1$ or -1 . It may be noted that this operator can be rewritten as

$$\hat{\Pi}(\alpha, \beta) = \hat{D}_a(\alpha) \hat{D}_b(\beta) (-1)^{\hat{n}_a + \hat{n}_b} \hat{D}_a^\dagger(\alpha) \hat{D}_b^\dagger(\beta), \quad (11)$$

and is equivalent to the operator for the Wigner function in [16, 17] (up to a factor $4/\pi^2$). We calculate the expectation value of Eq. (11) for the NOON state and obtain

$$\begin{aligned} \Pi(\alpha, \beta) = \langle \Psi | \hat{\Pi}(\alpha, \beta) | \Psi \rangle = & \quad (12) \\ & \frac{e^{-|\beta|^2 - 2|\alpha|^2}}{2N!} |\beta|^{2N} \sum_{\ell=0}^N \left[\binom{N}{\ell} \sum_{n=0}^{\ell-1} (-1)^n \binom{N}{n} |\beta|^{-2n} \frac{\ell!}{(\ell-n)!} {}_1F_1(1+\ell, 1-n+\ell, -|\beta|^2) \right. \\ & + (-1)^\ell \binom{N}{\ell} |\beta|^{-2\ell} \sum_{n=\ell+1}^N \left(\binom{N}{n} \frac{n!}{(n-\ell)!} {}_1F_1(1+n, 1-\ell+n, -|\beta|^2) \right) + (-1)^\ell \binom{N}{\ell}^2 |\beta|^{-2\ell} \ell! {}_1F_1(1+\ell, 1, -|\beta|^2) \Big] \\ & + \frac{e^{-|\alpha|^2 - 2|\beta|^2}}{2N!} |\alpha|^{2N} \sum_{\ell=0}^N \left[\binom{N}{\ell} \sum_{n=0}^{\ell-1} (-1)^n \binom{N}{n} |\alpha|^{-2n} \frac{\ell!}{(\ell-n)!} {}_1F_1(1+\ell, 1-n+\ell, -|\alpha|^2) \right. \\ & + (-1)^\ell \binom{N}{\ell} |\alpha|^{-2\ell} \sum_{n=\ell+1}^N \left(\binom{N}{n} \frac{n!}{(n-\ell)!} {}_1F_1(1+n, 1-\ell+n, -|\alpha|^2) \right) + (-1)^\ell \binom{N}{\ell}^2 |\alpha|^{-2\ell} \ell! {}_1F_1(1+\ell, 1, -|\alpha|^2) \Big] \\ & - \frac{e^{-2|\alpha|^2 - 2|\beta|^2}}{2N!} 2^{2N} \left(\alpha^{*N} \beta^N + \alpha^N \beta^{*N} \right), \end{aligned}$$

where ${}_1F_1(a, b, z)$ is the confluent hypergeometric or Kummer's function [18] and the two-mode Wigner function is obtained from the relation $W(\alpha, \beta) = \Pi(\alpha, \beta)/4\pi^2$.

By building the combination CHSH [19] defined by $B = \Pi(\alpha, \beta) + \Pi(\alpha', \beta) + \Pi(\alpha, \beta') - \Pi(\alpha', \beta')$, where $|\beta| \leq 2$, we determine how this Bell inequality is violated as a function of N . A minimization procedure in the parameter space α , α' , β , and β' as a function of N was carried out with a numerical routine to investigate the amount of violation, and we used the same definition for the complex parameters as previously. The results are shown in Table II.

We see that the correlated parity measurement leads to a violation of the CHSH Bell inequality for $N = 1$, and that states with larger N do not violate the inequality. The Wigner function may also be used to display some of the correlations for better understanding this behavior. We therefore calculate the marginals of the Wigner function by integrating over two of the variables, i.e., $W_m(b, d) = \int_{-\infty}^{\infty} \int_{-\infty}^{\infty} W(a, b, c, d) da dc$. The function $W_m(b, d)$ is positive definite and can be interpreted as the correlation function for the remaining variables. From the density plots in Fig. 3, 4, and 5 we see that the probabilities for odd N always have some values located on the

N	1	2	3	4	5
B	-2.2387	-1.4218	-1.6386	-0.6278	-1.4714
a	+0.0471	+0.5117	-0.0000	-0.4154	+0.6876
b	-0.0388	+0.4283	+0.0000	+0.2338	+0.3255
c	-0.0471	-0.5117	+0.0000	+0.3992	-0.0000
d	+0.0388	-0.4283	-0.0000	-0.1624	-0.0000
e	-0.2615	-0.0000	+0.8542	+0.4237	-0.0000
f	+0.2158	-0.0000	+0.3518	+0.0957	+0.0000
g	+0.2615	-0.0000	+0.1224	-0.8121	+0.7862
h	-0.2158	-0.0000	+0.9156	+0.4805	-0.8335

TABLE II: Numerical values for the CHSH inequality as a function of N .

anti-diagonal and hence give rise to a anti-correlation of the two phase-space variables under consideration. The plot for even N shows a symmetry which does not allow for values on the main diagonal or anti-diagonal. The correlation function calculated in Eq. (12) is not sensitive to such symmetries, although the Wigner function clearly shows that the two variables are statistically dependent. We also recognize from the

figures that the probabilities spread out more and more as N becomes larger. This leads to weaker correlations as N increases. All this is reflected in the numbers shown in the Table II.

We conclude from the results of the first section that a set of parameters can always be found which violate the CH inequality in Eq. (8). Therefore NOON states show EPR correlations for any finite N . The presented setup is very promising for demonstrating EPR correlations of NOON states with low photon numbers N experimentally. In future work we will investigate the use of other reference oscillators such as squeezed light, as well as the robustness of the proposed schemes to inefficiencies in the photodetectors.

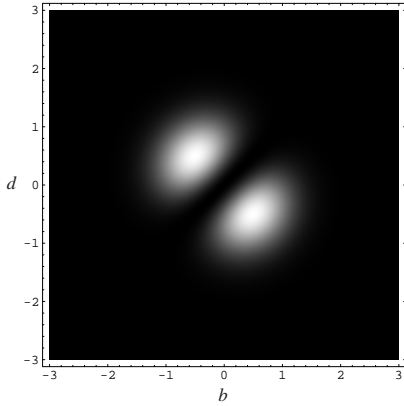


FIG. 3: The marginal Wigner function $W_m(b, d)$ for $N=1$.

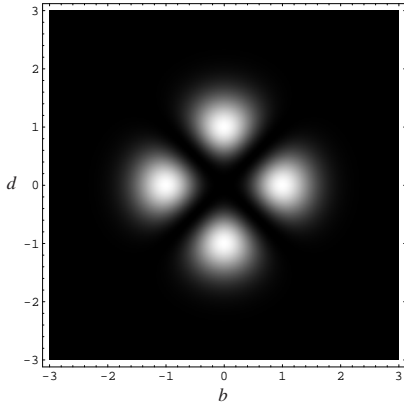


FIG. 4: The marginal Wigner function $W_m(b, d)$ for $N=2$.

C.F.W. and J.P.D. would like to acknowledge the Hearne Institute for Theoretical Physics, the Disruptive Technologies Office, and the Army Research Office for support. A.P.L. would like to acknowledge the Australian Research Council for support and T. C. Ralph for valuable discussions. This work has also benefited from helpful comments from H. V. Cable and M. M. Wilde.

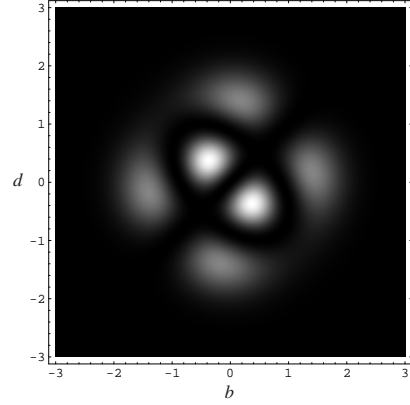


FIG. 5: The marginal Wigner function $W_m(b, d)$ for $N=3$.

* Electronic address: wildfeuer@phys.lsu.edu

- [1] B. C. Sanders, Phys. Rev. A **40**, 2417 (1989); A. N. Boto, P. Kok, D. S. Abrams, S. L. Braunstein, C. P. Williams, and J. P. Dowling, Phys. Rev. Lett. **85**, 2733 (2000).
- [2] H. Lee, P. Kok, and J. P. Dowling, J. Mod. Opt. **49**, 2325 (2002).
- [3] A. Migdall, Physics Today **52**, 95 (1999).
- [4] K. T. Kapale, L. D. Didomenico, H. Lee, P. Kok, and J. P. Dowling, Concepts of Physics, Vol II, 225 (2005).
- [5] R. F. Werner, Phys. Rev. A **40**, 4277 (1989).
- [6] M. D. Reid and D. F. Walls, Phys. Rev. A **34**, 1260 (1986); S. M. Tan, D. F. Walls, and M. J. Collett, Phys. Rev. Lett. **66**, 252 (1991); L. Hardy, Phys. Rev. Lett. **73**, 2279 (1994); D. M. Greenberger, M. A. Horne, and A. Zeilinger, Phys. Rev. Lett. **75**, 2064 (1995); L. Hardy, Phys. Rev. Lett. **75**, 2065 (1995); S. J. van Enk, Phys. Rev. A **72**, 064306 (2005).
- [7] N. Gisin and A. Peres, Phys. Lett. A **162**, 15 (1992).
- [8] S. Popescu and D. Rohrlich, Phys. Lett. A **166**, 293 (1992).
- [9] S. A. Babichev, J. Appel, and A. I. Lvovsky, Phys. Rev. Lett. **92**, 193601 (2004); B. Hessmo, P. Usachev, H. Heydari, and G. Björk, Phys. Rev. Lett. **92**, 180401 (2004); M. D'Angelo, A. Zavatta, V. Parigi, and M. Bellini, quant-ph/0602150 (2006).
- [10] K. Banaszek and K. Wódkiewicz, Phys. Rev. Lett. **82**, 2009 (1999).
- [11] S. D. Bartlett, A. C. Doherty, R. W. Spekkens, and H. M. Wiseman, Phys. Rev. A **73**, 022311 (2006).
- [12] H. M. Wiseman and G. J. Milburn, Phys. Rev. Lett. **70**, 548 (1993).
- [13] K. Banaszek and K. Wódkiewicz, Phys. Rev. Lett. **76**, 4344 (1996).
- [14] S. Wallentowitz and W. Vogel, Phys. Rev. A **53**, 4528 (1996).
- [15] J.F. Clauser and M. A. Horne, Phys. Rev. D **10**, 526 (1974).
- [16] A. Royer, Phys. Rev. A **15**, 449 (1977).
- [17] H. Moya-Cessa and P. L. Knight, Phys. Rev. A **48**, 2479 (1993).
- [18] M. Abramowitz and I. A. Stegun, *Handbook of Mathematical Functions with formulas, graphs, and mathematical tables*. (Wiley, New York 1972).
- [19] J. F. Clauser, M. A. Horne, A. Shimony, and R. A. Holt, Phys. Rev. Lett. **23**, 880 (1969).