

Adiabatic Elimination in a Lambda System

E. Brion,* L.H. Pedersen, and K. Mølmer

Lundbeck Foundation Theoretical Center for Quantum System Research,

Department of Physics and Astronomy,

University of Aarhus, 8000 Aarhus C, Denmark

(Dated: November 26, 2024)

Abstract

This paper deals with different ways to extract the effective two-dimensional lower level dynamics of a lambda system excited by off-resonant laser beams. We present a commonly used procedure for elimination of the upper level, and we show that it may lead to ambiguous results. To overcome this problem and better understand the applicability conditions of this scheme, we review two rigorous methods which allow us both to derive an unambiguous effective two-level Hamiltonian of the system and to quantify the accuracy of the approximation achieved: the first one relies on the exact solution of the Schrödinger equation, while the second one resorts to the Green's function formalism and the Feshbach projection operator technique.

PACS numbers: 03.65.-w, 31.15.-p, 32.80.Rm

Keywords: adiabatic elimination, lambda system, effective Hamiltonian, Green's function.

*Electronic address: ebrion@phys.au.dk

I. INTRODUCTION

When dealing with complicated multilevel systems, such as atoms or molecules, it is necessary to look for allowed restrictions of the Hilbert space which can lead to simplifications of the computational work. Thus, one usually forgets states which are not populated initially and not coupled, either *directly* or *indirectly*, to initially occupied states.

It is sometimes possible to go beyond this first step and isolate some subset of initially occupied states if they are only *weakly* and *non-resonantly* coupled to the others. The effective dynamics of such a subset can then be approximately described by a Hamiltonian of smaller dimensions than the original one, in which the effect of couplings outside the relevant subspace is accounted for by additive energy shifts and couplings. The procedure which allows one to get rid of the irrelevant states and derive this effective Hamiltonian is called *adiabatic elimination*. One of the simplest examples of such a situation is the case of a three-level lambda system, the low levels of which are initially populated and non-resonantly coupled to the initially empty upper level via detuned harmonic perturbations: through adiabatic elimination, it is possible to reduce the problem to an oscillating two-level system, which has been widely studied, for instance in atomic physics [1].

The aim of the present paper is to understand how the adiabatic elimination procedure works on this simple example and how it should be performed. After briefly presenting the model (Sec. II), we show that an Ansatz commonly used in the literature to adiabatically eliminate the excited state may lead to ambiguous results (Sec. III). In order to better understand this scheme and explicit its conditions of applicability, we then review two rigorous approximation methods to treat the problem: the first one relies on the solution of the Schrödinger equation and consists in neglecting the fast oscillating terms in the exact expression of the amplitude of the excited state, which is then injected back into the dynamical equations for the lower states (Sec. IV); the second one resorts to the Green's function formalism and makes use of the pole approximation which is discussed in detail (Sec. V).

II. THE LAMBDA SYSTEM

In this paper, we shall consider an atomic lambda system[9] consisting of two lower states $\{|a\rangle, |b\rangle\}$ coupled to an excited level $|e\rangle$ via two off-resonance lasers: the detunings

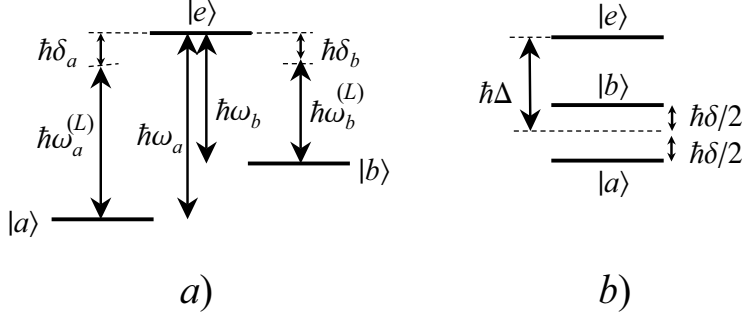


FIG. 1: Lambda system's level scheme: a) in the Schrodinger picture, b) in the Rotating frame.

are denoted $\delta_k = \omega_k - \omega_k^{(L)}$ ($k = a, b$) where $\hbar\omega_k \equiv E_e - E_k$ and $\omega_{a,b}^{(L)}$ are the frequencies of the lasers (cf figure 1a).

Turning to the rotating frame defined by the transformation $|\psi\rangle \rightarrow |\varphi\rangle = e^{+i\hat{\xi}t}|\psi\rangle$, where $\hat{\xi} \equiv \begin{bmatrix} \frac{\delta}{2} & 0 & 0 \\ 0 & \omega_a - \omega_b - \frac{\delta}{2} & 0 \\ 0 & 0 & \omega_a - \frac{\delta_a + \delta_b}{2} \end{bmatrix}$ and $\delta \equiv \delta_a - \delta_b$, and performing the Rotating Wave Approximation, one gets (cf figure 1b)

$$\hat{H} = \hbar \begin{bmatrix} -\frac{\delta}{2} & 0 & \frac{\Omega_a^*}{2} \\ 0 & \frac{\delta}{2} & \frac{\Omega_b^*}{2} \\ \frac{\Omega_a}{2} & \frac{\Omega_b}{2} & \Delta \end{bmatrix}, \quad (1)$$

where $\Delta \equiv \frac{\delta_a + \delta_b}{2}$, and (Ω_a, Ω_b) denote the Rabi frequencies of the lasers coupling $|a\rangle$ to $|e\rangle$ and $|b\rangle$ to $|e\rangle$, respectively. Note that we have implicitly chosen the origin of the energies between the two states $|a\rangle$ and $|b\rangle$ (see figure 1b).

From now on, we shall assume $|\Delta| \gg |\delta|, |\Omega_a|, |\Omega_b|$. If the system is initially prepared in a superposition $\alpha_0 |a\rangle + \beta_0 |b\rangle$, the excited state will then essentially remain unpopulated, while second-order transitions will take place between the two lower states: this constitutes the so-called Raman transitions, which play an important role in atomic and molecular spectroscopy, and have recently become important processes in laser cooling and trapping [2] and in quantum computing proposals with ions [3], atoms [4], and solid-state systems [5]. In these conditions, it is natural to restrict the Hilbert space to the relevant states $|a\rangle$ and $|b\rangle$ and to describe their dynamics by a 2×2 effective Hamiltonian H_{eff} . In the following sections, we describe and discuss different ways to derive H_{eff} .

III. ROUGH ADIABATIC ELIMINATION IN A LAMBDA SYSTEM

The usual way to eliminate the excited state from the Schrödinger equation, written for the state $|\psi\rangle = \begin{bmatrix} \alpha \\ \beta \\ \gamma \end{bmatrix}$,

$$\begin{cases} i\dot{\alpha}(t) = -\frac{\delta}{2}\alpha + \frac{\Omega_a^*}{2}\gamma \\ i\dot{\beta}(t) = \frac{\delta}{2}\beta + \frac{\Omega_b^*}{2}\gamma \\ i\dot{\gamma}(t) = \frac{\Omega_a}{2}\alpha + \frac{\Omega_b}{2}\beta + \Delta\gamma \end{cases} \quad (2)$$

consists in claiming $\dot{\gamma}(t) = 0$, which implies, by solving the last equation

$$\gamma = -\frac{\Omega_a}{2\Delta}\alpha - \frac{\Omega_b}{2\Delta}\beta \quad (3)$$

and injecting (3) back into the dynamical equations for α and β , which yields

$$i\hbar\partial_t \begin{bmatrix} \alpha \\ \beta \end{bmatrix} = H_{eff} \begin{bmatrix} \alpha \\ \beta \end{bmatrix}, \quad (4)$$

where the effective two-level Hamiltonian writes

$$H_{eff} = -\hbar \begin{bmatrix} \frac{\delta}{2} + \frac{|\Omega_a|^2}{4\Delta} & \frac{\Omega_R^*}{2} \\ \frac{\Omega_R}{2} & -\frac{\delta}{2} + \frac{|\Omega_b|^2}{4\Delta} \end{bmatrix}, \quad \Omega_R \equiv \frac{\Omega_a\Omega_b^*}{2\Delta} = |\Omega_R| e^{i\phi}. \quad (5)$$

If we had performed the same calculation in a shifted picture defined by the transforma-

tion $|\varphi\rangle \rightarrow |\tilde{\varphi}_\eta\rangle = e^{-i\eta\Delta t} |\varphi\rangle \equiv \begin{bmatrix} \tilde{\alpha}_\eta \\ \tilde{\beta}_\eta \\ \tilde{\gamma}_\eta \end{bmatrix}$, we would have obtained

$$\begin{cases} i\dot{\tilde{\alpha}}_\eta(t) = (\eta\Delta - \frac{\delta}{2})\tilde{\alpha}_\eta + \frac{\Omega_a^*}{2}\tilde{\gamma}_\eta \\ i\dot{\tilde{\beta}}_\eta(t) = (\eta\Delta + \frac{\delta}{2})\tilde{\beta}_\eta + \frac{\Omega_b^*}{2}\tilde{\gamma}_\eta \\ i\dot{\tilde{\gamma}}_\eta(t) = \frac{\Omega_a}{2}\tilde{\alpha}_\eta + \frac{\Omega_b}{2}\tilde{\beta}_\eta + (1+\eta)\Delta\tilde{\gamma}_\eta. \end{cases} \quad (6)$$

and, applying the same Ansatz $\dot{\tilde{\gamma}}_\eta(t) = 0$ as before (we assume $\eta \neq -1$), we would have derived

$$\tilde{\gamma}_\eta = -\frac{\Omega_a}{2\Delta(1+\eta)}\tilde{\alpha}_\eta - \frac{\Omega_b}{2\Delta(1+\eta)}\tilde{\beta}_\eta \quad (7)$$

which yields the effective Hamiltonian $\tilde{H}_{eff,\eta}$ in the shifted picture. Finally, subtracting $\eta\Delta$ from $\tilde{H}_{eff,\eta}$ we would have obtained the effective Hamiltonian $H_{eff,\eta}$

$$H_{eff,\eta} = -\hbar \begin{bmatrix} \frac{\delta}{2} + \frac{|\Omega_a|^2}{4\Delta(1+\eta)} & \frac{\Omega_{R,\eta}^*}{2} \\ \frac{\Omega_{R,\eta}}{2} & -\frac{\delta}{2} + \frac{|\Omega_b|^2}{4\Delta(1+\eta)} \end{bmatrix}, \quad \Omega_{R,\eta} \equiv \frac{\Omega_a \Omega_b^*}{2\Delta(1+\eta)} = |\Omega_{R,\eta}| e^{i\phi_\eta}$$

We are thus led to the obviously unphysical conclusion that the effective Hamiltonian, *i.e.* the effective dynamics of the system depends on the picture where the elimination is performed. This raises questions about the Ansatz we used: in which picture, if any, does it apply, and what is its physical meaning? To understand better when and how to employ this scheme, we investigate two rigorous elimination methods in the next sections, which yield both an unambiguous expression of the effective Hamiltonian and the level of accuracy of the approximation achieved.

IV. RIGOROUS ADIABATIC ELIMINATION IN A LAMBDA SYSTEM THROUGH SOLUTION OF THE SCHRÖDINGER EQUATION FOR THE AMPLITUDE OF THE EXCITED STATE

In this section, we propose a straightforward elimination scheme based on the analysis of the exact expression of the amplitude γ of the excited state: resorting to a simple mathematical argument, we identify its relevant part γ_{rel} which mainly contributes to the dynamics of (α, β) ; injecting it back into the dynamical equations, we then derive an unambiguous expression for H_{eff} which yields an approximation of the dynamics of the system, the accuracy of which can be quantified. This method moreover allows us to specify the applicability conditions of the previous scheme.

A. Exact solution of the problem

The derivation of the exact solutions of the Schrödinger equation can be straightforwardly performed by finding the eigenenergies of the system and using the boundary condition $|\psi(t=0)\rangle = \alpha_0 |a\rangle + \beta_0 |b\rangle$ to determine the coefficients of the Fourier decompositions of the different amplitudes. We do not reproduce these calculations but only summarize the results which are useful for our purpose. Introducing the reduced variables $(\lambda, \lambda_{k=a,b})$ such

TABLE I: Expansions of the different parameters of the exact solutions.

	$\lambda = 0$	$\lambda \neq 0$
x_1	$O(\epsilon^2)$	$-\lambda\epsilon + O(\epsilon^2)$
x_2	0	$\lambda\epsilon + O(\epsilon^2)$
x_3	$1 + O(\epsilon^2)$	$1 + O(\epsilon^2)$
A_1	$\frac{\alpha_0 \lambda_a ^2 + \beta_0\lambda_a^*\lambda_b}{ \lambda_a ^2 + \lambda_b ^2} + O(\epsilon^2)$	$\alpha_0 + \frac{\beta_0\lambda_a^*\lambda_b}{2\lambda}\epsilon + O(\epsilon^2)$
A_2	$\frac{\alpha_0 \lambda_b ^2 - \lambda_a^*\lambda_b\beta_0}{ \lambda_a ^2 + \lambda_b ^2}$	$-\frac{\beta_0\lambda_a^*\lambda_b}{2\lambda}\epsilon + O(\epsilon^2)$
A_3	$O(\epsilon^2)$	$O(\epsilon^2)$
B_1	$\frac{\alpha_0\lambda_a\lambda_b^* + \beta_0 \lambda_b ^2}{ \lambda_a ^2 + \lambda_b ^2} + O(\epsilon^2)$	$\frac{\alpha_0\lambda_a\lambda_b^*}{2\lambda}\epsilon + O(\epsilon^2)$
B_2	$\frac{-\lambda_a\lambda_b^*\alpha_0 + \lambda_a ^2\beta_0}{ \lambda_a ^2 + \lambda_b ^2}$	$\beta_0 - \frac{\alpha_0\lambda_a\lambda_b^*}{2\lambda}\epsilon + O(\epsilon^2)$
B_3	$O(\epsilon^2)$	$O(\epsilon^2)$
C_1	$-(\lambda_a\alpha_0 + \lambda_b\beta_0)\epsilon + O(\epsilon^2)$	$-\lambda_a\alpha_0\epsilon + O(\epsilon^2)$
C_2	0	$-\lambda_b\beta_0\epsilon + O(\epsilon^2)$
C_3	$(\lambda_a\alpha_0 + \lambda_b\beta_0)\epsilon + O(\epsilon^2)$	$(\lambda_a\alpha_0 + \lambda_b\beta_0)\epsilon + O(\epsilon^2)$

that $\lambda\epsilon \equiv \frac{\delta}{2\Delta}$, $\lambda_{k=a,b}\epsilon \equiv \frac{\Omega_k}{2\Delta}$, with $0 < \epsilon \ll 1$, $(\lambda, \lambda_{k=a,b}) = O(1)$, and $\lambda \geq 0$ [10], one readily shows

$$\begin{cases} \alpha(t) = \sum_{k=1}^3 A_k e^{-i\Delta x_k t} \\ \beta(t) = \sum_{k=1}^3 B_k e^{-i\Delta x_k t} \\ \gamma(t) = \sum_{k=1}^3 C_k e^{-i\Delta x_k t} \end{cases} \quad (8)$$

where $\{x_k\}_{k=1,2,3}$ are the solutions of the equation

$$x^3 - x^2 - (\lambda^2 + |\lambda_a|^2 + |\lambda_b|^2)\epsilon^2 x + \lambda^2\epsilon^2 + \lambda\epsilon^3(|\lambda_a|^2 - |\lambda_b|^2) = 0 \quad (9)$$

and the coefficients $\{A_k, B_k, C_k\}_{k=1,2,3}$ are determined by the boundary conditions. Table I displays the expansions in ϵ of these different parameters. The rigorous solutions are represented in figure 2, in the regime $|\Delta| \gg |\delta|, |\Omega_a|, |\Omega_b|$: the amplitudes α and β show an oscillating behavior, which, as expected, is much alike a two-level Rabi oscillation; γ oscillates much faster than α and β . The comparison between the exact solutions and the

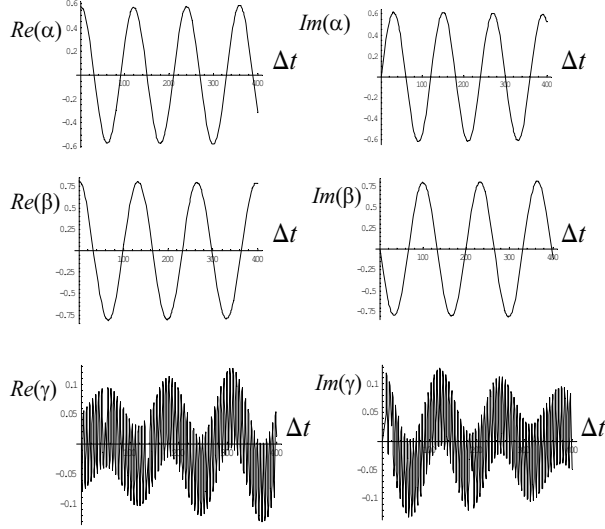


FIG. 2: Exact solutions for α , β and γ . The values of the parameters used for the simulation are: $\alpha_0 = \sqrt{1/3}$, $\beta_0 = \sqrt{2/3}$, $\delta/\Delta = 0.1$, $\Omega_1/\Delta = 0.1 \times e^{-i\pi/3}$, $\Omega_2/\Delta = 0.1 \times e^{-i\pi/2}$.

approximations obtained in the previous subsection (see figure 3) shows that the previous elimination method provides a valuable approximation only in what we called "the natural picture". In the following, we clarify why this is so through a straightforward and rigorous elimination scheme.

B. Straightforward adiabatic elimination

1. Preliminary remark

Consider the differential equation

$$i\dot{f}(t) \pm \frac{\delta}{2}f(t) = \frac{\Omega}{2}(A_\omega e^{-i\omega t} + A_\Delta e^{-i\Delta t}) \quad (10)$$

the solution of which writes

$$f(t) = f(0) e^{\pm i\frac{\delta}{2}t} + \frac{\Omega A_\omega}{2\omega \pm \delta} \left(e^{-i\omega t} - e^{\pm i\frac{\delta}{2}t} \right) + \frac{\Omega A_\Delta}{2\Delta \pm \delta} \left(e^{-i\Delta t} - e^{\pm i\frac{\delta}{2}t} \right).$$

If $\omega = \lambda_\omega \Delta \epsilon$, $\Omega = 2\lambda_\Omega \Delta \epsilon$ and $\delta = 2\lambda \Delta \epsilon$, with $|\epsilon| \ll 1$, $(\lambda_\omega, \lambda_\Omega, \lambda) = O(1)$ and $(A_\omega, A_\Delta) = O(\epsilon)$, one gets

$$f(t) \simeq \overbrace{f(0) e^{\pm i\frac{\delta}{2}t}}^{O(1)} + \overbrace{\frac{\lambda_\Omega A_\omega}{\lambda_\omega \pm \lambda} \left(e^{-i\omega t} - e^{\pm i\frac{\delta}{2}t} \right)}^{O(\epsilon)} + \overbrace{\lambda_\Omega A_\Delta \epsilon \left(e^{-i\Delta t} - e^{\pm i\frac{\delta}{2}t} \right)}^{O(\epsilon^2)} + O(\epsilon^3).$$

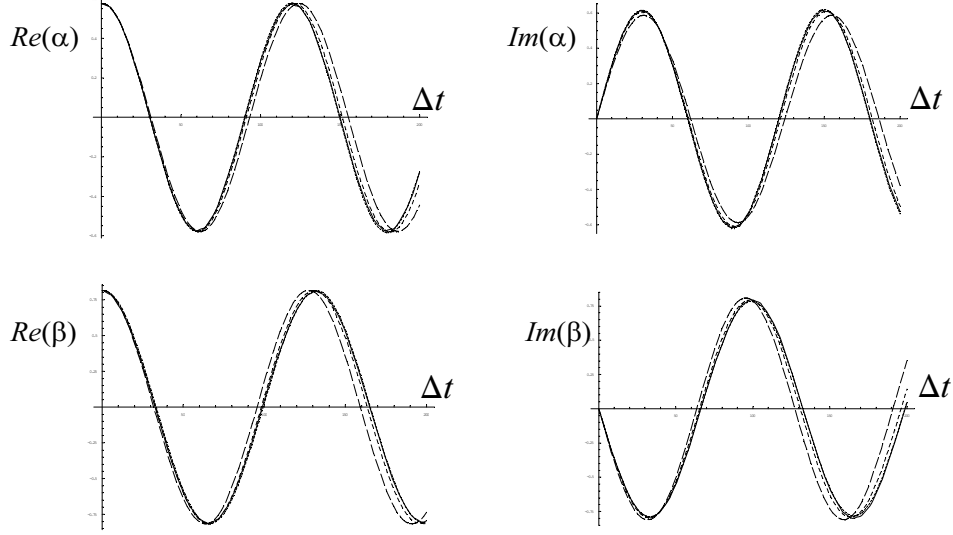


FIG. 3: Comparison of the exact solutions with the rough approximation calculated in a shifted picture, for different values of the shift η . The values of the parameters used for the simulation are: $\alpha_0 = \sqrt{1/3}$, $\beta_0 = \sqrt{2/3}$, $\delta/\Delta = 0.1$, $\Omega_1/\Delta = 0.1 \times e^{-i\pi/3}$, $\Omega_2/\Delta = 0.1 \times e^{-i\pi/2}$; exact solution (full line), $\eta = 0$ (dashed line), $\eta = 0.3$ (broken line), $\eta = 3$ (longbroken line).

If one is interested in a solution valid to first order in ϵ , the $O(\epsilon^2)$ term can be neglected, or, equivalently, one can forget the corresponding term directly in the differential equation which then reduces to

$$i\dot{f}(t) \pm \frac{\delta}{2}f(t) = \frac{\Omega}{2}A_{\omega}e^{-i\omega t}.$$

In the same way, one straightforwardly shows that the solutions of the equation

$$i\dot{f}(t) + \left(\pm\frac{\delta}{2} - \eta\Delta\right)f(t) = \frac{\Omega}{2}(A_{\omega}e^{-i(\omega+\eta\Delta)t} + A_{\Delta}e^{-i\Delta(1+\eta)t}) \quad (11)$$

where η is an arbitrary real number and all the other parameters obey the same relations as before, coincide (to order $O(\epsilon)$) with those of the simpler equation

$$i\dot{f}(t) + \left(\pm\frac{\delta}{2} - \eta\Delta\right)f(t) = \frac{\Omega}{2}A_{\omega}e^{-i(\omega+\eta\Delta)t}.$$

2. Rigorous adiabatic elimination of the excited state

Let us now return to our initial problem. Injecting the exact expression (8) of γ into (2), we get the equations

$$\begin{aligned} i\dot{\alpha} &= -\frac{\delta}{2}\alpha + C_1 \frac{\Omega_a}{2} e^{-i \overbrace{x_1 \Delta}^{\simeq -\frac{\delta}{2} \ll \Delta} t} + C_2 \frac{\Omega_a}{2} e^{-i \overbrace{x_2 \Delta}^{\simeq \frac{\delta}{2} \ll \Delta} t} + C_3 \frac{\Omega_a}{2} e^{-i \overbrace{x_3 \Delta}^{\simeq \Delta} t} \\ i\dot{\beta} &= \frac{\delta}{2}\beta + C_1 \frac{\Omega_b}{2} e^{-ix_1 \Delta t} + C_2 \frac{\Omega_b}{2} e^{-ix_2 \Delta t} + C_3 \frac{\Omega_b}{2} e^{-ix_3 \Delta t}. \end{aligned}$$

which are of the form (10), with

$$\lambda_\omega = \pm \frac{\delta}{2\Delta} = \pm \lambda, \quad \lambda_\Omega = \lambda_{a,b}.$$

Neglecting the last term of each of these equations, or equivalently, replacing γ by its "relevant" component[11]

$$\gamma_{rel}(t) \equiv \gamma(t) - C_3 e^{-ix_3 \Delta t} = \sum_{k=1}^2 C_k e^{-ix_k \Delta t}$$

then leads to approximate forms for (α, β) , valid to order $O(\epsilon)$ terms. Let us now relate γ_{rel} to α, β : we have

$$\begin{aligned} i\dot{\gamma}(t) &= i\dot{\gamma}_{rel}(t) + x_3 \Delta C_3 e^{-ix_3 \Delta t} \\ &= i\dot{\gamma}_{rel}(t) - x_3 \Delta [\gamma(t) - C_3 e^{-ix_3 \Delta t}] + x_3 \Delta \gamma(t) \\ &= i\dot{\gamma}_{rel}(t) - x_3 \Delta \gamma_{rel} + x_3 \Delta \gamma(t) \\ &= \frac{\Omega_a}{2} \alpha + \frac{\Omega_b}{2} \beta + \Delta \gamma \end{aligned}$$

whence

$$i \frac{\dot{\gamma}_{rel}(t)}{\Delta} + (x_3 - 1) (\gamma - \gamma_{rel}) = \gamma_{rel} + (\lambda_a \alpha + \lambda_b \beta) \epsilon \quad (12)$$

and, as

$$\begin{aligned} i \frac{\dot{\gamma}_{rel}(t)}{\Delta} &= \sum_{k=1}^2 \overbrace{x_k}^{O(\epsilon^2)} \overbrace{C_k}^{O(\epsilon)} e^{-ix_k \Delta t} = O(\epsilon^3) \\ x_3 - 1 &= (|\lambda_1|^2 + |\lambda_2|^2) \epsilon^2 + O(\epsilon^3) \\ \gamma_{rel}, \gamma &= O(\epsilon) \\ \alpha, \beta &= O(1) \end{aligned}$$

we deduce from (12) that

$$\gamma_{rel} = -\frac{\Omega_a}{2\Delta}\alpha - \frac{\Omega_b}{2\Delta}\beta + O(\epsilon^2). \quad (13)$$

This expression coincides with (3): it means that, in the natural picture, the rough adiabatic elimination procedure indeed leads to a valid approximation of the actual dynamics of the system, to order $O(\epsilon)$, which agrees with the remark we made about figure 3 and legitimates the expression (5) for the effective Hamiltonian.

If we turn to the shifted picture defined by the transformation $|\varphi\rangle \rightarrow |\tilde{\varphi}_\eta\rangle = e^{-i\eta\Delta t}|\varphi\rangle$, the exact expression of the amplitude of the excited state is now

$$\tilde{\gamma}(t) = \sum_{k=1}^3 C_k e^{-i\Delta(x_k+\eta)t}$$

and leads to the dynamical equations

$$\begin{aligned} i\dot{\tilde{\alpha}} &= \left(\eta\Delta - \frac{\delta}{2}\right)\tilde{\alpha} + C_1\frac{\Omega_a}{2}e^{-i(x_1+\eta)\Delta t} + C_2\frac{\Omega_a}{2}e^{-i(x_2+\eta)\Delta t} + C_3\frac{\Omega_a}{2}e^{-i(x_3+\eta)\Delta t} \\ i\dot{\tilde{\beta}} &= \left(\eta\Delta + \frac{\delta}{2}\right)\tilde{\beta} + C_1\frac{\Omega_b}{2}e^{-i(x_1+\eta)\Delta t} + C_2\frac{\Omega_b}{2}e^{-i(x_2+\eta)\Delta t} + C_3\frac{\Omega_b}{2}e^{-i(x_3+\eta)\Delta t} \end{aligned}$$

which are of the form (11). By similar calculations as above, one shows that a good approximation of the dynamics of the system is then obtained through replacing $\tilde{\gamma}$ by its relevant part

$$\tilde{\gamma}_{rel} = -\frac{\Omega_a}{2\Delta}\tilde{\alpha} - \frac{\Omega_b}{2\Delta}\tilde{\beta} = e^{-i\eta\Delta t}\gamma_{rel}. \quad (14)$$

This expression differs from the rough adiabatic elimination result (7). As can be easily checked, however, when $\eta = O(\epsilon)$, (7) and (14) only differ by $O(\epsilon^2)$ terms which are not significant at the level of accuracy we consider. The rough elimination procedure thus appears as a practical (though physically not motivated) trick which works as long as the origin of the energies lies in the "neighbourhood" of the midpoint energy E_0 of the two lower states, or, to be more explicit, as long as $E_0/\Delta = O(\epsilon)$.

The rigorous method we have employed here allowed us to clarify the applicability conditions of the rough procedure but it requires the exact solution of the Schrödinger equation. In the next section, we present a more systematic and elegant approach based on the Green's function formalism which can be used to generalise the results presented here to more complicated level schemes [8].

V. RIGOROUS ADIABATIC ELIMINATION IN THE GREEN'S FUNCTION FORMALISM

A. Overview of the Green's function formalism

This overview summarizes the basic features of the Green's function and projection operator formalism first introduced in [6] and extensively presented in [7]. Given a system of Hamiltonian $H = H_0 + V$, comprising a leading part H_0 and a perturbation V , one defines the Green's function $G(z)$ as follows

$$G(z) = \frac{1}{z - H}.$$

The evolution operator of the system can then be derived through the formula

$$U(t) = \frac{1}{2\pi i} \int_{C_+ \cup C_-} dz e^{-izt/\hbar} G(z)$$

where C_+ and C_- denote two parallel lines just above and below the real axis, oriented from the right to the left and from the left to the right, respectively.

Let \mathcal{P} be the subspace spanned by some relevant eigenstates of H_0 , and let P and $Q = I - P$ be the orthogonal projectors on \mathcal{P} and $\mathcal{P}^\perp = \mathcal{Q}$, respectively. Then, one can show

$$PG(z)P = \frac{P}{z - PH_0P - PR(z)P}$$

where the displacement operator $R(z)$ is defined by

$$R(z) = V + V \frac{Q}{z - QH_0Q - QVQ} V.$$

B. Application to the lambda system

In our case,

$$P = |a\rangle\langle a| + |b\rangle\langle b|, \quad Q = |e\rangle\langle e|, \quad \hat{H}_0 = \hbar \begin{bmatrix} -\frac{\delta}{2} & 0 & 0 \\ 0 & \frac{\delta}{2} & 0 \\ 0 & 0 & \Delta \end{bmatrix}, \quad \hat{V} = \frac{\hbar}{2} \begin{bmatrix} 0 & 0 & \Omega_a^* \\ 0 & 0 & \Omega_b^* \\ \Omega_a & \Omega_b & 0 \end{bmatrix}$$

whence

$$PG(z)P = \frac{P}{M(z)}, \quad M(z) \equiv z + \lambda\epsilon\hbar\Delta\sigma_z - \frac{(\hbar\Delta\epsilon)^2}{z - \hbar\Delta} \begin{bmatrix} |\lambda_a|^2 & \lambda_a^*\lambda_b \\ \lambda_a\lambda_b^* & |\lambda_b|^2 \end{bmatrix}.$$

To compute

$$PU(t)P = \frac{1}{2\pi i} \int_{C_+ \cup C_-} dz e^{-izt/\hbar} P/M(z) \quad (15)$$

one has to calculate the residues of $e^{-izt/\hbar} P/M(z)$ at its poles which are the solutions of $\det[M(z)] = 0$. Setting $x = \frac{z}{\hbar\Delta}$, one gets

$$x^3 - x^2 - x\epsilon^2 (\lambda^2 + |\lambda_a|^2 + |\lambda_b|^2) + \lambda\epsilon^2 (\lambda + |\lambda_a|^2 \epsilon - |\lambda_b|^2 \epsilon) = 0$$

which coincides with (9) and thus leads to the same results $\{x_k\}_{k=1,2,3}$ summarized in Table I. The associated residues $\{\mathcal{R}_k\}_{k=1,2,3}$ are readily found to be

$$\begin{aligned} \mathcal{R}_1 &= e^{-i\Delta x_1 t} \begin{bmatrix} 1 & \frac{\lambda_a \lambda_b^*}{2\lambda} \epsilon \\ \frac{\lambda_a^* \lambda_b}{2\lambda} \epsilon & 0 \end{bmatrix} + O(\epsilon^2), \\ \mathcal{R}_2 &= e^{-i\Delta x_2 t} \begin{bmatrix} 0 & -\frac{\lambda_a \lambda_b^*}{2\lambda} \epsilon \\ -\frac{\lambda_a^* \lambda_b}{2\lambda} \epsilon & 1 \end{bmatrix} + O(\epsilon^2), \\ \mathcal{R}_3 &= O(\epsilon^2) \end{aligned}$$

when $\lambda \neq 0$, while when $\lambda = 0$

$$\begin{aligned} \mathcal{R}_1 &= \frac{e^{-i\Delta x_1 t}}{|\lambda_a|^2 + |\lambda_b|^2} \begin{bmatrix} |\lambda_a|^2 & \lambda_a \lambda_b^* \\ \lambda_a^* \lambda_b & |\lambda_b|^2 \end{bmatrix} + O(\epsilon^2), \\ \mathcal{R}_2 &= \frac{e^{-i\Delta x_2 t}}{|\lambda_a|^2 + |\lambda_b|^2} \begin{bmatrix} |\lambda_b|^2 & -\lambda_a \lambda_b^* \\ -\lambda_a^* \lambda_b & |\lambda_a|^2 \end{bmatrix} + O(\epsilon^2), \\ \mathcal{R}_3 &= O(\epsilon^2). \end{aligned}$$

In both cases, the third pole only contributes to the second order in ϵ to the evolution operator (15), whereas the first two are $O(1)$. To the first order, the last pole can thus be omitted: this constitutes the so-called *pole approximation*.

A simple and straightforward way to implement the pole approximation is to replace $M(z)$ by

$$M^{(0)}(z) \equiv z + \lambda \epsilon \hbar \Delta \sigma_z + \frac{(\hbar \Delta \epsilon)^2}{\hbar \Delta} \begin{bmatrix} |\lambda_a|^2 & \lambda_a^* \lambda_b \\ \lambda_a \lambda_b^* & |\lambda_b|^2 \end{bmatrix}$$

in (15) which boils down to replacing $PR(z)P$ by $PR(0)P$ in the expression of $PG(z)P$. One readily shows that, as desired, the replacement of $PR(z)P$ by $PR(0)P$ in $PG(z)P$

discards the irrelevant pole and its associated residue, while leaving the others unchanged (up to $O(\epsilon^2)$ terms). Moreover $PG(z)P$ can now be put under the form $PG(z)P \simeq \frac{P}{z-H_{eff}}$ where $H_{eff} = PH_0P + PR(0)P$ is a 2×2 Hermitian matrix, independent of z which can be interpreted as the effective Hamiltonian governing the dynamics of the reduced two-dimensional system $\{|a\rangle, |b\rangle\}$: a simple calculation again leads to the expression (5) for H_{eff} .

Let us finish this section by some remarks. The calculations above have been performed assuming that the energy E_0 at the midpoint of the two ground states spanning \mathcal{P} is zero: if one shifts the energies so that $E_0 \neq 0$, all the previous expressions and calculations hold, up to the replacement of z by its translated $z + E_0$, as can be easily checked. The expression of the effective Hamiltonian thus becomes

$$H_{eff} = PH_0P + PR(E_0)P,$$

which is of course consistent with the particular case ($E_0 = 0$) considered above. It is interesting to note that H_{eff} always takes the same form, wherever one chooses the origin of the energies, *i.e.* the sum of the projected unperturbed Hamiltonian and the operator PRP evaluated at the middle energy of the subspace \mathcal{P} . Finally, let us also note that if PRP is evaluated at an energy $E_1 = E_0 + O(\epsilon)$, the previous approximation remains valid, as the residues will only be affected by $O(\epsilon^2)$ terms, which are not significant at the level of accuracy considered.

VI. CONCLUSION

The goal of this article was to clarify the scheme usually employed to derive the effective two-dimensional Hamiltonian of a lambda system excited by off-resonant lasers: in particular we have reviewed two methods which enabled us to rigorously derive the effective dynamics of the system, up to terms to well-established order of magnitude in a small parameter; this study also allowed us to specify the applicability conditions of the rough elimination procedure. The second of these schemes relies on the Green's function formalism and the use of projectors on the different relevant subspaces of the state space of the system: this fairly general and elegant tool naturally leads to generalisations to more complicated multilevel systems, as shall be considered in a forthcoming paper.

Acknowledgments

This work has been supported by ARO-DTO grant nr. 47949PHQC.

E.B. dedicates this work to the memory of Michel Barbara.

-
- [1] L. Allen and J.H. Eberly, "Optical Resonance and Two-Level Atoms", Dover Publications, Inc., New York (1987).
 - [2] J. Dalibard, C. Cohen-Tannoudji, J.O.S.A. B **6**, 2023 (1989)
 - [3] B. E. King, C. S. Wood, C. J. Myatt, Q. A. Turchette, D. Leibfried, W. M. Itano, C. Monroe, and D. J. Wineland, Phys. Rev. Lett. **81**, 1525 (1998).
 - [4] M. Saffman and T. G. Walker, Phys. Rev. A **72**, 022347 (2005).
 - [5] A. Imamoglu, D. D. Awschalom, G. Burkard, D. P. DiVincenzo, D. Loss, M. Sherwin, and A. Small, Phys. Rev. Lett. **83**, 4204 (1999).
 - [6] H. Feshbach, Ann. Phys. (N.Y.) **5**, 357 (1958); H. Feshbach, Ann. Phys. (N.Y.) **19**, 287 (1962);
 - [7] C. Cohen-Tannoudji, J. Dupont-Roc, G. Grynberg, Atom-Photon Interactions: Basic Processes and applications (Wiley, New-York, 1992).
 - [8] E. Brion, L.H. Pedersen, and K. Mølmer, Adiabatic Elimination in Multilevel Systems, submitted.
 - [9] Note that, although we explicitly deal with the case of a 3-level atom in laser fields, the model is fairly general and can be applied to a wide range of physical systems.
 - [10] Note that $(\lambda, \lambda_{k=a,b}, \epsilon)$ are not uniquely defined by these relations: the point is only to identify a common infinitesimal parameter ϵ for systematic expansion.
 - [11] γ_{rel} can easily be shown to be equal, up to second order terms in ϵ , to the average of γ over the period of its highest harmonic component $\omega_3 \simeq \Delta$.