

# Photon Antibunching from a Single Quantum Dot-Microcavity System in the Strong Coupling Regime

David Press,<sup>1</sup> Stephan Gotzinger,<sup>1</sup> Stephan Reitzenstein,<sup>2</sup> Carolin Hofmann,<sup>2</sup>  
Andreas Löffler,<sup>2</sup> Martin Kamp,<sup>2</sup> Alfred Forchel,<sup>2</sup> and Yoshihisa Yamamoto<sup>1,y</sup>

<sup>1</sup>Edward L. Ginzton Laboratory, Stanford University, Stanford, California 94305-4085, USA

<sup>2</sup>Technische Physik, Universität Würzburg, Am Hubland, D-97074 Würzburg, Germany

We observe antibunching in the photons emitted from a strongly-coupled single quantum dot and pillar microcavity. Resonant pumping of the selected quantum dot via an excited state enabled this observation by eliminating the background emitters that are usually coupled to the cavity. The resonantly-pumped quantum dot exhibited an anticrossing with the cavity mode, the signature of strong coupling. This device demonstrates an on-demand single photon source operating in the strong coupling regime, with a Purcell factor of 61 and quantum efficiency of 97%.

PACS numbers: 78.67.Hc, 78.55.Cr, 78.90.+t

Cavity quantum electrodynamics (CQED), addressing the interaction between a quantum emitter and a cavity, has been a central topic in atomic physics for decades [1, 2, 3, 4, 5, 6, 7] and has recently come to the forefront of semiconductor physics [8, 9, 10, 11]. The coupling between a single quantum emitter and a cavity mode can be either weak or strong compared to their decay rates. In the weak coupling regime, the spontaneous emission rate of the emitter can be enhanced or suppressed compared to its vacuum level [3, 4, 5, 12, 13, 14, 15]. In the strong coupling (SC) regime, the emitter and cavity coherently exchange energy back and forth leading to Rabi oscillations. The SC regime, especially with a solid-state implementation, is of great interest for a variety of quantum information applications. A SC QD-microcavity system could lead to a nearly ideal single photon source (SPS) for quantum information processing, with extremely high efficiency and photon indistinguishability [16]. The same technology could be applied as an interface between a spin qubit and single photon qubit in a quantum network. [17].

SC between a single atom and a cavity was first achieved more than a decade ago [7]. An analogous system in the solid-state is the excitonic transition of a semiconductor quantum dot (QD). Several groups have recently reported SC between a single (In,Ga)As QD and either micropillar [8], photonic crystal [9], or microdisk [10] resonators. SC can also occur between a single cavity mode and a collection of degenerate emitters, such as an ensemble of atoms or a quantum well [18]. However, in the latter case the behavior is classical: adding or removing one emitter or one photon from the system has little effect.

In previous studies of QD-cavity SC [8, 9, 10] it was argued that the spectral density of QDs was sufficiently low that it is unlikely that several degenerate emitters contributed to the anticrossing. However, it was not verified that the system had one and only one emitter. There was a surprisingly large amount of emission from the cavity

mode when the QD was far detuned. Although the exact origin of this emission is not well understood, it suggests that many emitters other than the particular QD are coupled to the cavity. An important step to establish SC in solid-state CQED is verification that the double-peaked spectrum originates from a single quantum emitter, not a collection of emitters, interacting with the cavity mode.

In this Letter we present proof that the emission from a strongly-coupled QD-microcavity system is dominated by a single quantum emitter. Photons emitted from the QD-microcavity system at resonance showed a high degree of antibunching. The key to this observation was to resonantly pump the selected QD via an excited QD state to prevent background emitters from being excited. These background emitters, which are usually excited by an above-band pump, prevent the observation of antibunching by emitting photons directly into the cavity mode and by repeatedly exciting the QD after a single laser pulse. With pulsed resonant excitation, the device demonstrates the first solid-state single photon source operating in the strong coupling regime. The Purcell factor exceeds 60 and implies very high quantum efficiency, making such a device interesting for quantum information applications.

Planar cavities were grown with Bragg mirrors consisting of 26 and 30 pairs of AlAs/GaAs layers above and below a GaAs cavity. A layer of InGaAs QDs, with an indium content of about 40% and a density of  $10^{10} \text{ cm}^{-2}$ , was grown in the central antinode of the cavity. The QDs typically show splittings between the s-shell and p-shell transition energies of 25–30 meV, suggesting lateral QD dimensions of 20–30 nm [19]. The cavities were etched into circular micropillars with diameters varying from 1 to 4  $\mu\text{m}$ . An electron microscope image of a 1.2  $\mu\text{m}$  diameter micropillar is shown in Fig. 1(a). Further details on fabrication can be found in Ref. [20].

When the exciton energy  $E_x$  and cavity mode energy  $E_c$  are resonant ( $E_x = E_c = E_0$ ) the eigen-energies of

the two normal modes are [21, 22]

$$E_{1,2} = E_0 \pm \sqrt{g^2 + (\epsilon_c - \epsilon_x)^2/16} \quad (1)$$

where  $\epsilon_x$  and  $\epsilon_c$  are the full-width half-maxima (FWHM) of the QD exciton and cavity modes, and  $g$  is the exciton-photon coupling strength. SC requires  $g^2 > (\epsilon_c - \epsilon_x)^2/16$ , which leads to a splitting of the two eigen-energies by an amount called the vacuum Rabi splitting. For typical QDs and semiconductor microcavities,  $\epsilon_x$  (a few eV) is much smaller than  $\epsilon_c$  (100 eV), and the SC condition reduces to  $g > \epsilon_c/4$ . The cavity linewidth is  $\epsilon_c = E_c/Q$ , and coupling strength  $g$  is  $g = \frac{1}{4} \sqrt{\frac{\epsilon_0}{\epsilon_r}} \frac{e^2 f}{m_0 V_m} \sqrt{1/2}$  where  $V_m$  is the mode volume,  $\epsilon_r$  is the permittivity of the cavity material,  $m_0$  is the free electron mass, and  $f$  is the QD oscillator strength. In order to reach SC with a given oscillator strength one must maximize  $Q = \frac{V}{V_m}$ . Our sample showed the highest  $Q = \frac{V}{V_m}$  ratio for 1.8  $\mu$ m diameter pillars, which typically exhibited  $Q = 10000 - 20000$  at resonance wavelength of 957 nm, with a mode volume  $V_m = 0.43 \mu\text{m}^3$ .

Photoluminescence (PL) measurements were performed while the sample was cooled to cryogenic temperatures. Increasing the sample temperature caused the QD excitons to red-shift faster than the cavity mode. We were able to tune the QDs nearly 1.5 nm relative to the cavity mode between 6 K and 40 K, above which the QD line starts to broaden significantly. The sample was optically pumped by a tunable continuous wave (CW) or mode-locked pulse Ti:sapphire laser, focused to a 2  $\mu$ m spot through an objective lens with NA = 0.75. PL was detected by a 750 mm grating spectrometer with N<sub>2</sub>-cooled CCD (spectral resolution 0.03 nm, 40 eV). For photon correlation measurements, the PL was spectrally filtered by a 0.2 nm resolution monochromator before entering a Hanbury-Brown-Twiss autocorrelation setup consisting of two single photon counters with temporal resolution of 1 ns. Lifetime measurements were performed using a streak camera with temporal resolution of 25 ps.

In the simplest picture, above-band pumping creates electron-hole pairs that can fall into the QDs and radiatively recombine to emit photons at the QDs' quantized energy levels. The cavity should be nearly dark if no QD level is resonant with it. However, in previous studies of QD SC the cavity emission was much brighter than the QD emission even when no QD was resonant with the cavity [8, 9, 10]. This suggests that the cavity is coupled to a broad background of emitters. It is likely that excitons in spectrally detuned QDs, the wetting layer, and bulk semiconductor layers can all couple to the cavity by simultaneously emitting a cavity photon and one or more phonons.

In order to eliminate these extraneous background emitters, the laser can be tuned to resonantly pump the excited state (p-shell) exciton in a selected QD [23]. The

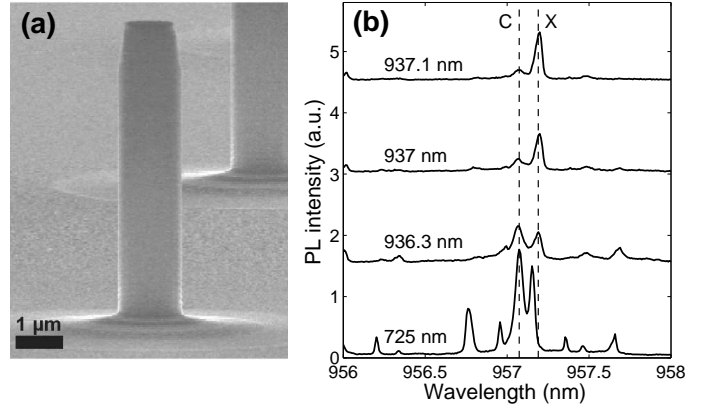


FIG. 1: (a) SEM image of a 1.2  $\mu$ m diameter pillar cavity. (b) Above-band pumping compared to resonant pumping of a chosen QD. With above-band pump (725 nm, 0.4 W), the chosen QD exciton (X) emits, but so do the cavity (C) and many other QDs. With 937.1 nm (3 W) pump, the chosen QD is selectively excited and its PL dominates an otherwise nearly flat spectrum.

exciton quickly thermalizes to the QD ground state (s-shell) where it can interact with the cavity. Ideally, resonant pumping creates excitons only in the selected QD, eliminating all extraneous emitters coupled to the cavity.

The PL spectrum of a typical device called Pillar 1, excited by CW above-band pumping, is shown in the lowest trace in Fig. 1(b). The cavity mode ( $Q = 17300$ ) could be identified amongst the various QD lines by its broader linewidth, slower tuning with respect to temperature, and lack of saturation at high pump powers. As is typical for above-band pumping, the cavity mode is brighter than any of the QDs even though there is no QD resonant with the cavity. The higher traces in Fig. 1(b) show how tuning the pump laser towards an excited state in a chosen QD (937.1 nm in this case) can selectively excite the QD with greatly reduced background cavity emission. The resonant pump was roughly ten times as intense as the above-band pump to achieve the same PL intensity, which caused local heating and led to a slight red shift (0.01–0.03 nm) of the QD lines.

The temperature dependent PL for a device exhibiting SC called Pillar 2 is presented in Fig. 2. A clear anticrossing of the QD line and the cavity mode at resonance is evident. When the device was pumped above-band (725 nm), the cavity was significantly brighter than the QD and many QDs' lines were visible. When the particular QD involved in SC was pumped resonantly, the other QD lines and cavity background emission were reduced. The vacuum Rabi splitting at resonance is more pronounced with resonant pumping, possibly because the above-band pump creates background excitons and trapped charges that interact with the QD exciton to broaden its emission.

The line centers and linewidths of the resonantly-

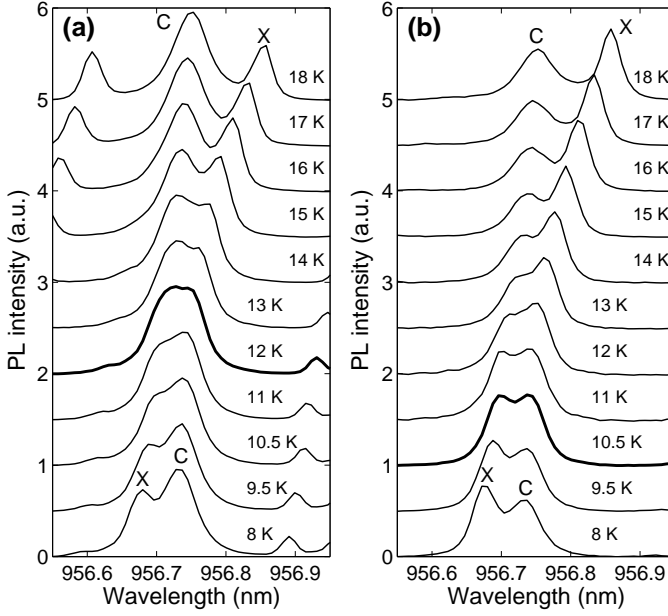


FIG. 2: Temperature dependent PL from Pillar 2 with (a) above-band CW pump (725 nm), and (b) resonant CW pump (936.25–936.45 nm). Resonant pump wavelength was tuned from 936.25 nm to 936.45 nm as temperature increased and the QD absorption resonance red-shifted. Each spectrum is rescaled to a constant maximum since tuning the QD changes excitation efficiency. Resonance occurred at lower temperature for resonant pump case (10.5 K vs. 12 K) due to the local heating under resonant pumping.

pumped QD-cavity system (Fig. 2(b)) are shown in Fig. 3. For the lowest temperatures the lower line is narrower and exciton-like, and the upper line is broader and cavity-like. Increasing the temperature causes the lines switch character as they anticross. From these ts we determine the cavity linewidth of Pillar 2 is  $\gamma_c = 85$  eV ( $Q = 15200$ ) and the vacuum Rabi splitting is 56 eV. Using formula (1) we calculate  $g = 35$  eV. This gives a ratio of  $g/\gamma_c = 0.41 > \frac{1}{4}$  as required to satisfy the strong coupling condition. Fits to the above-band pumped spectra yield a similar value for  $\gamma_c$ , and slightly smaller values for the vacuum Rabi splitting (50 eV) and  $g$  (33 eV).

To verify the quantum nature of the system and determine whether a single emitter is responsible for the photon emission, we measured the photon autocorrelation function  $g^2(\tau) = \langle I(t)I(t+\tau) \rangle / \langle I(t) \rangle^2$  of the PL from Pillar 2. With weak excitation, the width of the dip in  $g^2(\tau)$  near  $\tau = 0$  is given by the lifetime of the emitter, which is roughly 15 ps (i.e. twice the cavity lifetime) for the resonantly-coupled QD-cavity system. The emitter's extremely fast decay rate necessitates a pulsed excitation scheme since conventional photon counters cannot resolve such a short time scale.

The autocorrelation function of photons collected from the coupled QD-cavity system at the resonance temperature is shown in Fig. 4(a). The observed value of

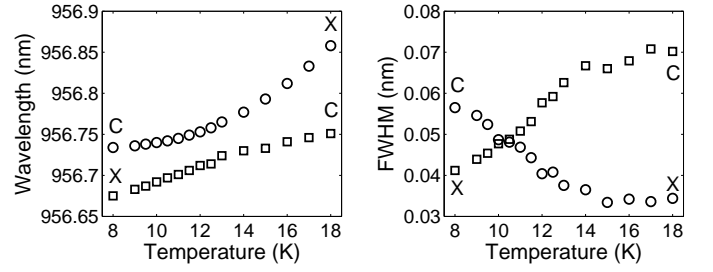


FIG. 3: Emission wavelength and FWHM of upper (circles) and lower (squares) lines as a function of temperature, based on double-Lorentzian fits to resonantly-excited spectra of Pillar 2 (Fig. 2(b)).

$g^2(0) = 0.19 < \frac{1}{2}$  proves that the emission from the coupled QD-cavity is dominated by the single QD emitter. Increasing pump power yielded higher values for  $g^2(0)$  as the QD saturated but the cavity emission continued to rise. When the QD was red detuned by 0.45 nm from the cavity mode, photons could be collected from the uncoupled QD alone. The QD emission was antibunched with  $g^2(0) = 0.21$  (Fig. 4(b)), suggesting that we have correctly identified the QD line as the single quantum emitter.

When another SC pillar was pumped with above-band pulses,  $g^2(0)$  of the resonantly-coupled QD-cavity system

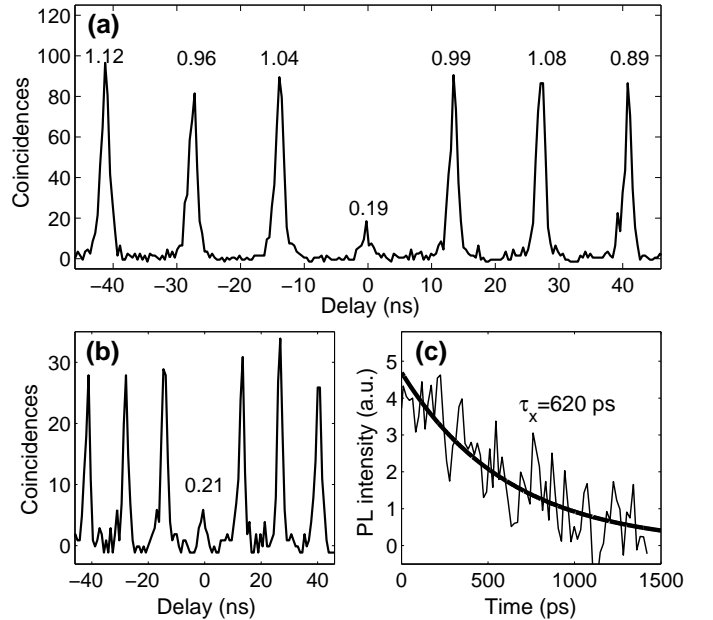


FIG. 4: (a-b) Measured autocorrelation function  $g^2(\tau)$  of Pillar 2 under pulsed resonant excitation. (a) Resonant coupled QD-cavity system,  $g^2(0) = 0.19$  (936.2 nm, 0.45 W). (b) QD emission only, detuned 0.45 nm from cavity,  $g^2(0) = 0.21$  (936.5 nm, 2 W). (c) Lifetime measurement of QD only, detuned 0.7 nm from cavity (936.6 nm, 6 W). Dark count backgrounds have been subtracted from plots.

remained between 0.85 and 1 even for the lowest pump powers. There are two reasons why antibunching could not be observed with an above-band pump. First, the many background emitters created by the above-band pump can emit photons directly into the cavity mode, as discussed above. Second, the free excitons created by the pump have lifetimes of hundreds of picoseconds, much longer than the coupled QD-cavity lifetime of 15 ps. The QD can potentially capture a free exciton and emit a photon multiple times after a single laser pulse. Resonant pumping solves both of these problems.

Under pulsed resonant excitation, Pillar 2 emits a pulse train of photons, demonstrating the first solid-state SPS operating in the SC regime. A useful figure of merit for a SPS is the Purcell factor  $F_P$ . In the weak coupling limit,  $F_P$  gives the enhancement of the QD's emission rate due to the cavity:  $\Gamma = (1 + F_P) \Gamma_x$ . This relation no longer holds in the SC regime, where the decay rates of the coupled QD-cavity states are fixed at  $(\Gamma_c + \Gamma_x)/2$ . We define the Purcell factor more generally as  $F_P = \frac{4g^2}{\Gamma_c \Gamma_x}$  (also called the cooperativity parameter in atomic physics), where  $\Gamma_x$  is the QD's emission rate in the limit of large detuning from the cavity. This Purcell factor is often used to quantify the performance of CQED-based quantum information processing schemes [16, 24], and is related to the quantum efficiency of the resonantly-coupled SPS [25]:

$$\eta = \frac{F_P}{1 + F_P} \frac{\Gamma_c}{\Gamma_c + \Gamma_x} \quad (2)$$

The efficiency  $\eta$  gives the probability that a photon will be emitted into the cavity mode given that the QD is initially excited. We measured the QD lifetime to be 620–70 ps when the QD was detuned by 0.7 nm from the cavity mode, as shown in Fig. 4(c). At this moderate detuning, the QD's emission rate is slightly enhanced from  $\Gamma_x$  by coupling to the cavity. We may calculate  $\eta = 1 = \Gamma_x$  by generalizing the coupled oscillator model in formula (1) to include a detuning  $\Delta = E_x - E_c$  between the exciton and cavity modes:

$$E_{1,2} = E_0 + \frac{\Gamma_c + \Gamma_x}{2} \pm \frac{g^2}{\frac{(\Gamma_c - \Gamma_x)^2}{16} + \frac{\Delta^2}{4}} [1 + i(\Gamma_c - \Gamma_x)] \quad (3)$$

where the positive (negative) sign corresponds to the exciton-like mode for positive (negative)  $\Delta$ . The decay rate is then given by  $\Gamma_{1,2}(\Delta) = 2\text{Im}[E_{1,2}]g$ . Using the above expression and the measured lifetime, we determine the QD's lifetime in the large detuning limit to be  $\Gamma_x = 700 \pm 80$  ps. This lifetime agrees with measurements of bulk QDs showing an ensemble lifetime of 600 ps when we consider that a pillar microcavity may quench the emission rate of a far-detuned QD by roughly 10% [14]. Using  $\Gamma_x$  we determine a Purcell factor of  $61 \pm 7$ , and quantum efficiency of  $97.3 \pm 0.4\%$ .

The high quantum efficiency and short single-photon pulse duration make this device directly applicable to high speed quantum cryptography. However, the incoherent nature of the resonant pump likely results in moderate photon indistinguishability of around 50%. Indistinguishability could be improved using a coherent pump scheme, such as one involving a cavity-assisted spin flip Raman transition [16, 17, 24], to make the device ideal for quantum information processing with single photons.

In conclusion, we have observed antibunching in the photon statistics from a strongly coupled QD-microcavity system. The suppressed value of  $g^2(0) = 0.19$  proves that a single quantum emitter dominates the photon emission. Resonant pumping was essential to this observation, since it eliminated the background emitters that can scatter photons directly into the cavity mode and repeatedly excite the QD after a single laser pulse. Our results demonstrate a solid-state single-photon source operating in the strong coupling regime, with a Purcell factor of  $61 \pm 7$  and quantum efficiency of 97%.

We thank David Fattal for many helpful discussions. Financial support was provided by the MURICenter for Photonic Quantum Information Systems (ARO/ARDA Program No. DAAD19-03-1-0199), JST/SORST, NTT Basic Research Laboratories, the Deutsche Forschungsgemeinschaft via Research Group Quantum Optics in Semiconductor Nanostructures, the European Commission through the IST Project QPhoton, and the State of Bavaria. D.P. thanks Sony Corporation, and S.G. thanks the Humboldt Foundation.

---

Electronic address: dlp@stanford.edu

<sup>y</sup> Also at National Institute of Informatics, Tokyo, Japan

- [1] P. Benmoun, *Cavity Quantum Electrodynamics* (Academic Press, San Diego, 1994).
- [2] S. Haroche and D. Kleppner, *Physics Today* p. 24 (1989).
- [3] D. Kleppner, *Phys. Rev. Lett.* 47, 233 (1981).
- [4] P. Goy et al., *Phys. Rev. Lett.* 50, 1903 (1983).
- [5] R. G. Hulet, E. S. Hilfer, and D. Kleppner, *Phys. Rev. Lett.* 55, 2137 (1985).
- [6] G. Rempe, H. Walther, and N. Klein, *Phys. Rev. Lett.* 58, 353 (1987).
- [7] R. J. Thompson, G. Rempe, and H. J. Kimble, *Phys. Rev. Lett.* 68, 1132 (1992).
- [8] J. P. Reithmaier et al., *Nature* 432, 197 (2004).
- [9] T. Yoshie et al., *Nature* 432, 200 (2004).
- [10] E. Peter et al., *Phys. Rev. Lett.* 95, 067401 (2005).
- [11] G. Khitrova et al., *Nature Physics* 2, 81 (2006).
- [12] E. M. Purcell, *Phys. Rev.* 69, 681 (1946).
- [13] J. M. Gerard et al., *Phys. Rev. Lett.* 81, 1110 (1998).
- [14] M. Bayer et al., *Phys. Rev. Lett.* 86, 3168 (2001).
- [15] D. Englund et al., *Phys. Rev. Lett.* 95, 013904 (2005).
- [16] A. Kizir, M. A. Tature, and A. Imamoglu, *Phys. Rev. A* 69, 032305 (2004).
- [17] W. Yao, R.-B. Liu, and L. J. Sham, *Physical Review Letters* 95, 030504 (2005).

- [18] C. W. Eisbich et al., Phys. Rev. Lett. 69, 3314 (1992).
- [19] J. J. Finley et al., Phys. Rev. B 63, 161305(R) (2001).
- [20] A. Loret et al., Applied Physics Letters 86, 1105 (2005).
- [21] L. C. Andreani, G. Panzarini, and J. M. Gerard, Phys. Rev. B 60, 13276 (1999).
- [22] S. Rudin and T. L. Reinecke, Phys. Rev. B 59, 10227 (1999).
- [23] C. Santori et al., Phys. Rev. Lett. 86, 1502 (2001).
- [24] D. Fattal, R. G. Beausoleil, and Y. Yamamoto, quant-ph/0606204 (submitted).
- [25] G. Cui and M. G. Raymer, Optics Express 13, 9660 (2005).