

An investigation into why macroscopic systems behave classically

David W. Hallwood and Keith Burnett¹ and Jacob Dunningham²

¹*Clarendon Laboratory, University of Oxford, Parks Road, Oxford OX1 3PU, United Kingdom*

²*School of Physics and Astronomy, University of Leeds, Leeds LS2 9JT, United Kingdom*

We study why it is hard to make a macroscopic superposition of superfluid flows in a Bose-Einstein condensate. Initially we investigate N atoms trapped in a simple 1D ring with a barrier at one point and a phase applied around it. Perturbation theory is used to show that quasi-momentum (or flow) macroscopic superpositions can be made and we investigate factors which affect the cat state. The 1D ring is improved using the Bose-Hubbard model to study an array of Bose-Einstein condensates trapped in optical potentials and coupled to one another to form a ring. We derive an analytic expression to describe the quality of the cat, which agrees well with direct diagonalisation of the Hamiltonian for relatively small numbers of atoms. We show that for macroscopic superposition to be realised there are three factors that are required, other than an absence of decoherence, which become harder to satisfy when the system size increases. These are, (1) the energies of the two macroscopic states must be similar, (2) coupling between the two macroscopic states must be strong, and (3) other states must not be strongly coupled to the macroscopic states. The results help us to understand quantum mechanics on a macroscopic level.

PACS numbers: 03.75.Lm, 03.75.Gg, 03.75.Kk, 03.75.Nt

I. INTRODUCTION

One of the most puzzling questions in physics is why do we not see quantum phenomena on a macroscopic scale [1]. On an atomic scale physics is described well by quantum mechanics, but as the size of the system increases there is a transition from a quantum to a classical description. In the quantum world superpositions are a crucial part of the theory, while in the classical worlds these are forbidden. This was demonstrated by the thought experiment described by Schrödinger in 1935, where a cat is put into a superposition of alive and dead states [2]. Although the Schrödinger's thought experiment is unachievable, there have been many more-realistic proposals for creating systems that can be placed in a macroscopic superposition if the system is sufficiently decoupled from the environment [3, 4]. In this paper we do not deal with the decoherence effects created by the environment, but other properties that must be satisfied in order to create a cat state.

Superpositions have been experimentally studied in many forms [5], such as the single electron build up of an interference pattern [6, 7], and interferometry of atoms and molecules [8, 9, 10, 11, 12]. More recently it has also been shown that larger systems can form superpositions. For example: spins of twelve dipolar-coupled nuclear of fully ¹³C-labeled benzene molecule [13], the hyperfine states of a beryllium ions [14], photons in a high-Q cavity holding a single Rydberg atom, photons [15, 16], C₆₀ molecules [17], and the internal state of four ⁹Be⁺ ions [18]. Experimental signatures of large scale quantum phenomenon were shown when Rouse *et al.* [19] observed resonant tunnelling between two macroscopically distinct states in a superconducting quantum interference device (SQUID). The observed tunnelling was between states of different flux or opposite currents flowing around a loop. Macroscopic systems consist of approximately 10¹⁰ particles or have a macroscopic measurable quantity associated with them. The currents measured in the SQUID consisted of approximately 10⁹ Cooper pairs and produce a measurable magnetic flux, meaning tunnelling between two macroscopically distinct states had been achieved. Similar systems have also been used to show cat states can be made [20, 21].

There have already been a number of theoretical proposals for creating cat states [1, 24] and specifically with Bose-Einstein condensates (BECs) [25, 26, 27, 28, 29]. In section II we use the system described by Hallwood *et al.* to investigate creating cat states [30]. It enables us to study quantum effects on an atomic level using the Bose-Hubbard model (BHM) [23] rather than the macroscopic approach used to describe the SQUID [1, 20, 21, 24].

BECs are a promising system for realising similar results and understanding the fundamental physics. They are composed of 10³ – 10⁷ atoms with a high proportion in the same quantum state and are sufficiently cold to undergo a quantum phase transition from superfluid to Mott insulator [22]. They also have significant advantages over SQUIDS since they are highly controllable: the coupling between condensates and the strength of the interactions between atoms can be tuned over many orders of magnitude. They are also weakly interacting, which enables us to develop a simple model to investigate macroscopic quantum effects in BECs at the microscopic level [23]. To study macroscopic superpositions control of macroscopic parameters that change the energy of different states of the system must be accurate. This is required so energies of different states become equal and superpositions can be formed. SQUIDS have the advantage that a precise magnetic field can be applied to the system, which produces an easily controllable phase around the loop. This maybe more difficult for BECs.

In section II we first look at a simple 1-D loop with a barrier placed at one point with N particles on it. Using perturbation theory we show a cat state of quasi-momentum (or flow) can be made, and investigate the effects that inhibit cat states. This analysis is developed in section III using the BHM approach developed in the paper by Hallwood *et al.* [30]. The problem is approached using the perturbation results derived in section II for a two state system. The original $S \times S$ matrix Hamiltonian, where S is the total number of states, is reduced to the desired 2×2 matrix leaving a single coupling term between the two macroscopic states. This is done by finding all the possible coupling paths between the two macroscopic states through intermediate states. From this model we are able to understand what factors inhibit the creation of a superposition as the system gets larger even if decoherence effects can be removed.

II. LOOP MODEL

When discussing macroscopic systems we need to be careful with our terminology. In this paper we refer to a *flow state* as a state that describes how many atoms have a certain quasi-momentum or flow, $\Psi_{k_1, k_2, \dots, k_N}(r_1, r_2, \dots, r_N)$, where k_i represent a quantised value of flow for atom i . The states obtained by diagonalising a Hamiltonian are called *energy states* and states with all atoms with the same flow are called *macroscopic states*.

A cat state takes the form,

$$\Psi(r_1, r_2, \dots, r_N) = (\Psi_0(r_1, r_2, \dots, r_N) + e^{i\theta}\Psi_1(r_1, r_2, \dots, r_N))/\sqrt{2}, \quad (1)$$

where θ is a phase term, and $\Psi_0(r_1, r_2, \dots, r_N)$ and $\Psi_1(r_1, r_2, \dots, r_N)$ are both macroscopic states containing N particles, and in this paper represent states where all atoms have the same quasi-momentum, or flow. The most general equation for a system of particles is the many-body Schrödinger equation, which has the form,

$$i\hbar \frac{\partial}{\partial t} \Psi(r_1, r_2, \dots, r_N) = \left[-\frac{1}{2} \sum_{i=1}^N \frac{\hbar^2}{m_i} \nabla_{r_i}^2 + \sum_{i < j} V_I(r_i - r_j) + \sum_i V(r_i) \right] \Psi(r_1, r_2, \dots, r_N), \quad (2)$$

where $V_I(r_i - r_j)$ is the interaction potential between particles i and j and $V(r_i)$ is the external potential.

We cannot solve Eq. 2 directly, but we can simplify it without losing the important physics and then use perturbation theory to develop it further. Initially we confine one particle to a one dimensional loop of radius R with only an angular dependence, ϕ , or if we wish to consider the position on the circumference, an $x = R\theta$ dependence. Eventually we will apply a phase around the loop, which can be considered as a rotation of the loop, then use perturbation theory to add a barrier (see Fig. 1) and introduce more particles. For now all interactions and barriers are ignored giving,

$$-\frac{\hbar}{2m} \frac{\partial}{\partial x} \psi_k(x) = E_k \psi_k(x). \quad (3)$$

The solution to this is,

$$\psi_k(x) = \aleph e^{i2\pi kx/L}, \quad (4)$$

$$E_k = \frac{\hbar^2}{2m} \left(\frac{2\pi}{L} \right)^2 k^2, \quad (5)$$

where $\aleph = 1/\sqrt{L}$ is a normalisation constant, $L = 2\pi R$ is the circumference of the loop and $k = 0, \pm 1, \pm 2, \dots$ representing the different flow states. For example, when $k = 0$ there is zero flow, or the particle is stationary, and when $k = 1$ there is a 2π phase around the loop indicating one quantum of clockwise flow. Throughout this paper we shall use the convention that positive phase variations correspond to clockwise flow. The quantisation of flow is due to the periodic boundary conditions of a loop.

Applying a phase around the loop adds a term to the momentum in the Hamiltonian. This is similar to the vector potential term added to the Hamiltonian of an atom in an external magnetic field or moving to the rest frame of a rotating object. For instance if we rotated the loop and moved into its rest frame the momentum becomes $\mathbf{p}_x \rightarrow \mathbf{p}_x - m\mathbf{v}_x$, where $\mathbf{v}_x = R d\phi/dt$ is the velocity that the loop is rotating in the lab frame. We want to represent the rotation in terms of the phase around the whole loop. Atoms in a BECs can be represented by a macroscopic wave function [31], $\psi(x) = \psi_0 e^{i\phi(x)}$, where $\phi(x)$ is the phase of the condensate and ψ_0 is the density, which we assume is constant for all x . When the phase is not constant throughout the condensate there is a velocity field associated with it,

$$\begin{aligned} \mathbf{v}(x) &= \langle \psi(x) | \mathbf{p} / m | \psi(x) \rangle = -i \frac{\hbar}{m} \int \psi^*(x) \nabla \psi(x) dx \\ &= \frac{\hbar}{m} \langle \nabla \phi(x) \rangle. \end{aligned} \quad (6)$$

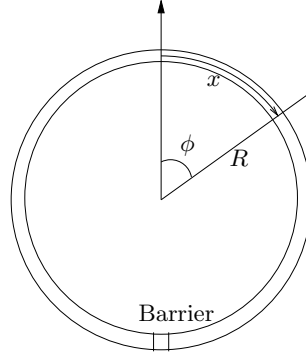


FIG. 1: Shows the system to be simulated. The particles are constrained to a loop of radius R and has a barrier centred at $\phi = \pi$.

We make another assumption that the phase varies linearly around the loop, so the velocity can be written as $\mathbf{v}(x) = (\hbar/m)(\phi/L)$, where ϕ is the total phase change around the loop. The Schrödinger equation is now,

$$\frac{(\mathbf{p}_x - \hbar\phi/L)^2}{2m}\psi_k(x) = E_k\psi_k(x). \quad (7)$$

Bloch theory can be used to describe systems in an infinite periodic lattice [32]. Even though the system is finite in size, an atom travelling around the loop will see a periodic potential, so the system is in effect a perfect infinite periodic potential. The ansatz that is used to solve the equation is a Bloch function, $\Psi_K(x) = \exp[iKx]u_K(x)$, where K is the Bloch wave vector (or wave number in one-dimension). A simple Schrödinger equation becomes,

$$\begin{aligned} H\Psi_K(x) &= \frac{p_x^2}{2m}\Psi_K(x) + V(x)\Psi_K(x) = E_K\Psi_K(x) \\ &= \frac{(p_x + \hbar K)^2}{2m}u_K(x) + V(x)u_K(x) = E_Ku_K(x). \end{aligned} \quad (8)$$

Comparing Eq. 8 with Eq. 7 we see in our model $K = -\phi/L$. This changes the energy to,

$$E_k(\phi) = \frac{\hbar^2}{2m} \left(\frac{2\pi}{L} \right)^2 \left(k - \frac{\phi}{2\pi} \right)^2. \quad (9)$$

The energy levels are shown in Fig. 2. The dashed lines show the energy levels calculated and the solid lines show the energy levels when the ring has a barrier at some point. A constant energy term has been removed so the graphs line up.

We will now show that when a barrier is added an anti-crossing in the energy levels is observed at $\phi = \pi$. We will use quasi-degenerate perturbation theory to do this. The perturbed Hamiltonian is $H = H_0 + H'$, where H_0 is the Hamiltonian without a barrier and H' is the perturbation due to the barrier. In the system there are many flow states, but we will only consider the lowest two which represent zero flow and one quantum of clockwise flow. This is a good approximation if the perturbation is small. The ground state wave function has the form,

$$\Psi = a_1\psi_1(x) + a_2\psi_2(x), \quad (10)$$

where ψ_1 is an atom with zero flow, ψ_2 is an atom with one quantum of clockwise flow, and a_1 and a_2 are complex amplitudes. Using Eq. 10 we can simplify the Hamiltonian to a 2×2 matrix,

$$H = \begin{pmatrix} E_1^0 + V_{11} & V_{12} \\ V_{21} & E_2^0 + V_{22} \end{pmatrix}, \quad (11)$$

where E_1^0 and E_2^0 are the ground and excited energies of the unperturbed Hamiltonian, H_0 , respectively and $V_{ij} = \langle \psi_i | H' | \psi_j \rangle$. Diagonalising the matrix gives energies [33],

$$E_n = \frac{1}{2} [E_1^0 + E_2^0 + V_{11} + V_{22}] \pm \frac{1}{2} [(E_1^0 - E_2^0 + V_{11} - V_{22})^2 + 4|V_{12}|^2]^{1/2}. \quad (12)$$

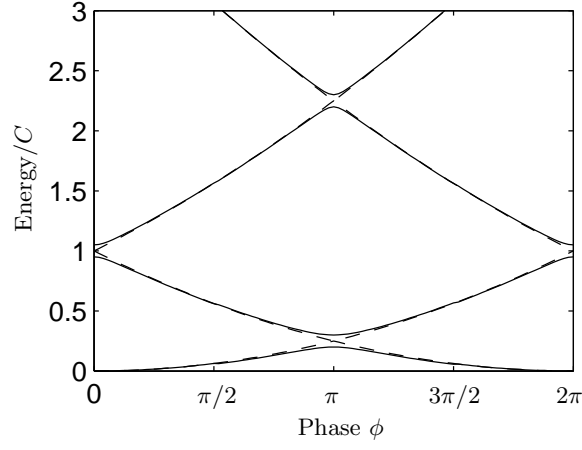


FIG. 2: Shows how the energy levels are affected by the phase around the loop. The dashed lines show a loop with no barriers, while the solid line shows a loop with a small barrier. $C = \frac{\hbar^2}{2m} \left(\frac{2\pi}{L}\right)^2$ is a constant and a constant energy term has been subtracted from the solid lines so the graphs line up.

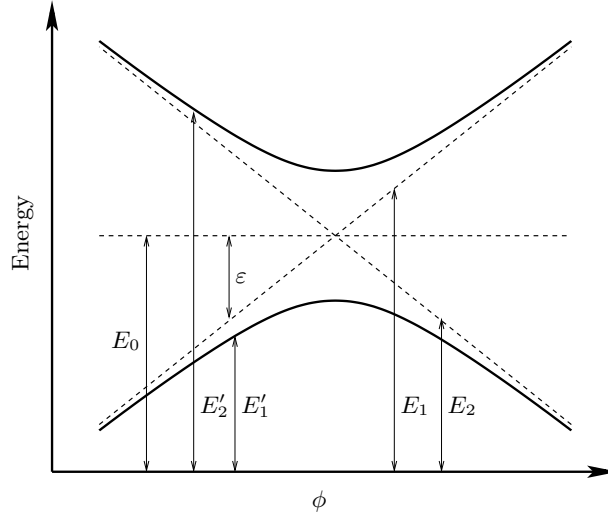


FIG. 3: Shows a 2 level system where the energy levels have an anti-crossing at $\phi = \pi$. E_0 is the energy at the crossing, ε is the energy of the unperturbed energy levels with zero at $\phi = \pi$, and E'_1 and E'_2 are the perturbed energy levels of the ground and excited states respectively.

We are interested in what happens to the energy around π . To study this we express the unperturbed energies as $E_1^0 = E^0 - \varepsilon$ and $E_2^0 = E^0 + \varepsilon$, as shown in Fig. 3, where E^0 is the energy at the crossing. We can simplify Eq. 12 more by picking $V_{11} = V_{22} = 0$, as these are just constant energy terms. The energy levels become,

$$E_n = E^0 \pm (\varepsilon^2 + |V_{12}|^2)^{1/2}. \quad (13)$$

The result is shown in Fig. 2. The $|V_{12}|$ term prevents the energy levels from ever crossing. When ϕ is very close to π , $|V_{12}|$ dominates over ε . As the phase moves away from π , ε becomes increasingly more dominant and the energy tends towards that of the unperturbed system.

The amplitudes, a_1 and a_2 , are also obtained from diagonalising the wave function and $a_1^2 + a_2^2 = 1$. The ratio of the amplitudes is [33],

$$\frac{a_1}{a_2} = -\frac{V_{12}}{E_1^0 + V_{11} - E_n}. \quad (14)$$

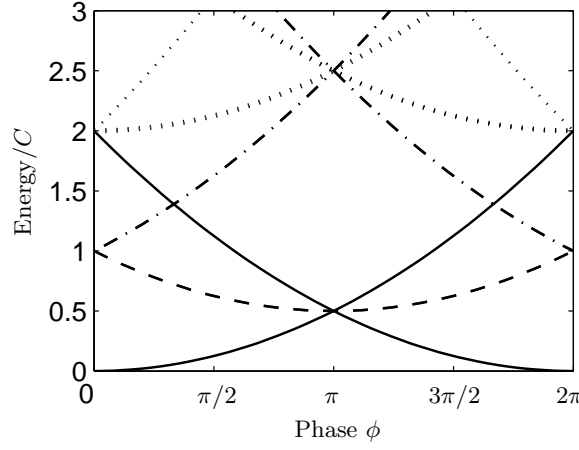


FIG. 4: Show how the energy levels are affected by the phase around the loop. $C = \frac{\hbar^2}{2m} \left(\frac{2\pi}{L}\right)^2$ is a constant. Some of the lines are now entirely degenerate with other lines.

Using the results above this becomes,

$$\frac{a_1}{a_2} = -\frac{V_{12}}{\varepsilon \mp \sqrt{\varepsilon^2 + |V_{12}|^2}}. \quad (15)$$

Sufficiently near $\phi = \pi$ we see $\varepsilon \ll |V_{12}|$, so $a_1/a_2 \approx 1$ and we get a good superposition if $a_1^2 + a_2^2 \approx 1$. ε increases as we move away from $\phi = \pi$, so the zero flow or clockwise flow states amplitude begins to dominate depending on whether the phase is increased or decreased. When $\varepsilon \gg |V_{12}|$ we have no superposition. To increase $|V_{12}|$ and make the superposition more stable to increases in ε , the perturbation, H' , must be increased. If the perturbation becomes too big $a_1^2 + a_2^2$ are no longer close to 1, because other flow states will have significant amplitudes, so the system can no longer be approximated to a 2-level system, and the superposition is destroyed.

For two atoms, the full system, excluding spin, has the following Schrödinger equation,

$$E_{k_1, k_2, \phi} \psi_{k_1 k_2}(x_1, x_2) = \left[\frac{(p_{x_1} - \hbar\phi/L)^2}{2m} + \frac{(p_{x_2} - \hbar\phi/L)^2}{2m} + V_I(x_1 - x_2) + V(x_1) + V(x_2) \right] \psi_{k_1 k_2}(x_1, x_2), \quad (16)$$

where $V_I(x_1 - x_2)$ is the interaction term and $V(x_i)$ is due to a barrier. When $V_I(x_1 - x_2) = 0$ and $V(x_i) = 0$, the wavefunction is separable and has solution,

$$\psi_{k_1 k_2}(x_1, x_2) = \aleph e^{i2\pi k_1 x_1/L} e^{i2\pi k_2 x_2/L}, \quad (17)$$

$$E_{k_1, k_2, \phi} = \frac{\hbar^2}{2m} \left(\frac{2\pi}{L}\right)^2 \left[\left(k_1 + \frac{\phi}{2\pi}\right)^2 + \left(k_2 + \frac{\phi}{2\pi}\right)^2 \right], \quad (18)$$

where $\aleph = 1/L$. The energy spectrum is shown in Fig. 4.

For N atoms with the same flow the energy is simply,

$$E_n = \frac{\hbar^2}{2m} \left(\frac{2\pi}{L}\right)^2 N \left(k_1 + \frac{\phi}{2\pi}\right)^2. \quad (19)$$

This shows the gradient of the energy is proportional to the number of atoms in the system, therefore ε , used in Eq. 15, is also proportional to N . As the number of particles increases, a_1/a_2 will diverge from one quicker as the phase is changed, so the system will be found in just one of the macroscopic state. For larger systems the range of values of ϕ that still produce a cat like state will decrease to the extent when it may be experimentally impossible to see a macroscopic superposition.

For $N > 1$ there is no longer a simple crossing of two energy levels at $\phi = \pi$. There are other energy levels due to individual particles having different momenta. In the two atom case, the first crossing is between 4 lines as shown in Fig. 4. These are ; $\psi_{00}(x_1, x_2)$, $\psi_{11}(x_1, x_2)$, $\psi_{01}(x_1, x_2)$ and $\psi_{10}(x_1, x_2)$, where the last two states are degenerate for all ϕ . To create a superposition we need to increase the energy of the $\psi_{01}(x_1, x_2)$ and $\psi_{10}(x_1, x_2)$ states above the $\psi_{00}(x_1, x_2)$ and $\psi_{11}(x_1, x_2)$ states. This reduces the amplitude of the $\psi_{01}(x_1, x_2)$ and $\psi_{10}(x_1, x_2)$ states in the ground state of the system. To do this we consider the interaction energy between the particles.

To create the desired separation we can assume the interaction energy is positive and it is the same between all particles. This approximation is crude, but still lets us see significant results. A system consisting of 2 identical bosons with different flow has wave function,

$$\psi_S(n_1, n_2) = \frac{1}{\sqrt{2}} [\psi(n_1, n_2) + \psi(n_2, n_1)], \quad (20)$$

where $\psi(n_1, n_2) = \psi_{n_1}(x_1)\psi_{n_2}(x_2)$ and $\psi(n_2, n_1) = \psi_{n_2}(x_1)\psi_{n_1}(x_2)$. If the particles are in the same flow state then the wave function is simply $\psi(n, n)$. The expectation value for the interaction energy can be calculated using the interaction potential $V(|x_1 - x_2|)$. This gives,

$$\langle \psi(n, n) | V(|x_1 - x_2|) | \psi(n, n) \rangle = V, \quad (21)$$

for all atoms in the same flow state. For atoms in different flow states we get,

$$\begin{aligned} \langle \psi_S(n_1, n_2) | V(|x_1 - x_2|) | \psi_S(n_1, n_2) \rangle &= \frac{1}{2} [\langle \psi(n_1, n_2) | V(|x_1 - x_2|) | \psi(n_1, n_2) \rangle + \langle \psi(n_2, n_1) | V(|x_1 - x_2|) | \psi(n_2, n_1) \rangle \\ &\quad + \langle \psi(n_1, n_2) | V(|x_1 - x_2|) | \psi(n_2, n_1) \rangle + \langle \psi(n_2, n_1) | V(|x_1 - x_2|) | \psi(n_1, n_2) \rangle] \\ &= V + (V_{12,21} + V_{21,12})/2, \end{aligned} \quad (22)$$

where $V = \langle \psi(n_i, n_j) | V(|x_1 - x_2|) | \psi(n_i, n_j) \rangle$ and $V_{ij,kl} = \langle \psi(n_i, n_j) | V(|x_1 - x_2|) | \psi(n_k, n_l) \rangle$. As you can see there are extra terms when not all the atoms have the same flow. If the interaction term was short range so it could be approximated to a δ -function then the energy difference is $2V$ from having no interactions. This is the case in the Bose-Hubbard model, which we will discuss later. If we could use atoms with long range interactions, such as dipole atoms [34], then there would be a flow state dependence. This may reduce the accuracy of using perturbation theory, but could raise the non-macroscopic energy levels further.

If we add more atoms to the system, the energy levels become increasingly more complicated. For 3 atoms with a δ -function potential the extra energy for all atoms in different flow states would be $6V$. For others the change in energy would be smaller. For states similar to the macroscopic state, i.e. if there are only a few atoms with different momenta from all the others, the energy levels will be comparatively close to those of the macroscopic states. This means the ground state can couple strongly to these states, so the amplitude of the macroscopic states is reduced. This can be avoided if it is made impossible for the system to be in ‘intermediate’ states. This has been achieved in the Arndt *et al.* experiment [11] where the particles form C_{60} atoms, and the Friedman experiment [20] where interactions of the electrons in the SQUID prevent electrons flowing in opposite directions. This effect, which reduces the ability to make cat states, is similar to decoherence where the macroscopic state is coupled to other states via interactions with the environment. We claim there is a difference, because the coupling is due to the system itself and can be reduced by making the barrier smaller, although achieving the conditions needed to make a cat state will be harder.

From Eq. 15 we see we require $|V_{12}|^2 \gg \varepsilon^2$ for $a_1/a_2 \approx 1$, which gives a good cat state if $a_1^2 + a_2^2 \approx 1$. Note $a_1^2 + a_2^2$ will decrease if the perturbation is too large, because other flow states will have a significant amplitude. For N atoms with short range s-wave scattering, or hard shell scattering, the interaction potential looks like,

$$V_I = V \sum_{i \neq j}^N \delta(x_i - x_j). \quad (23)$$

The terms that affect the splitting are given by,

$$\begin{aligned} V_{11} - V_{22} &= |\langle \psi_1 | V_I | \psi_1 \rangle| \\ &= 0, \end{aligned} \quad (24)$$

$$\begin{aligned} |V_{12}| &= \frac{V}{L^N} \frac{N}{2} (N-1) \int_0^L dx_1 \dots dx_N e^{2\pi(x_1 + \dots + x_N)/L} \delta(x_1 - x_2) \\ &= V \frac{N}{2} \frac{(N-1)}{2L} \frac{1}{(2\pi)^{N-1}}, \end{aligned} \quad (25)$$

where, $\psi_1 = 1/\sqrt{L}$ and $\psi_2 = e^{i2\pi x_1/L} e^{i2\pi x_2/L} \dots e^{i2\pi x_N/L} / \sqrt{L}$. As the number of particles increase the $(2\pi)^{N-1}$ term increases exponentially while the $N(N-1)/2$ term increases quadratically, so the coupling term, V_{12} , gets smaller as the number of particles increases. This making it harder to get $a_1/a_2 \approx 1$ as the number of atoms increases, so making it more difficult to make a cat state.

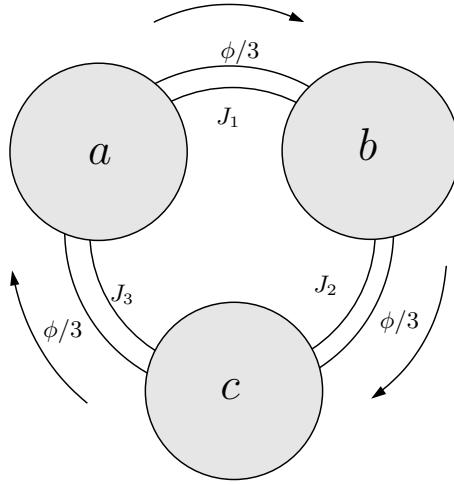


FIG. 5: The system consists of three sites, a , b and c , where atoms can tunnel between sites with tunnelling strengths J_1 , J_1 and J_1 and there is a clockwise phase difference of $\phi/3$ between each site.

The physical meaning behind the coupling term is there are $N(N-1)/2$ ways of coupling from $|N, 0\rangle$ to $|0, N\rangle$, which makes the transition more likely, but there is an energy associated with the system going from one state to another. For more atoms there are more intermediate states between the macroscopic states. This leads to the $(2\pi)^{N-1}$ term, which decreases the energy gap. For example, to get from $\psi(0, 0)$ to $\psi(1, 1)$ you will have to couple through $\psi(0, 1)$, while the shortest path to couple $\psi(0, 0, 0)$ to $\psi(1, 1, 1)$ is through $\psi(0, 0, 1)$ then $\psi(0, 1, 1)$. In the next section this will be investigated further with a more realistic system, the Bose-Hubbard model.

III. COUPLED BECS IN A RING

Hallwood *et al.* [30] presented a scheme for producing a multiparticle superposition of different superfluid flow states in a ring of coupled BECs using the BHM. In this scheme, it was possible to simulate the superposition of all atoms not rotating and rotating clockwise by applying a π phase around a loop and changing the tunnelling strength between the sites. This was done using an adapted Bose-Hubbard model that allows a change in applied phase between three sites that form a ring (see Fig. 5). This gives the ‘twisted’ Hamiltonian,

$$H = -J[e^{i\phi/3}(a^\dagger b + b^\dagger c + c^\dagger a) + e^{-i\phi/3}(b^\dagger a + c^\dagger b + a^\dagger c)] + U(a^{\dagger 2}a^2 + b^{\dagger 2}b^2 + c^{\dagger 2}c^2), \quad (26)$$

where a , b and c are the annihilation operators of atoms in the three sites, U is the on-site interatomic interaction strength and J is the tunnelling strength between adjacent sites. The phase factors $e^{\pm i\phi/3}$ in the coupling terms are known as Peierls phase factors [31]. We note that ϕ does not have to obey the phase matching condition because it represents the sites and not the condensate.

Experimentally a phase could be applied by rotating the condensate trap, placing a laser field around the loop that could produce a phase by Bragg scattering [35, 36], or creating an effective magnetic field using two resonant copropagating lasers [37, 38]. By Larmor’s theorem [39], the analogue of applying an external flux to create a superposition in the SQUID experiments is to rotate the ring, which is equivalent to applying a phase around the ring, so the results may have applications for the SQUID. For a general picture the phase is just some macroscopic parameter that can be applied to the system that changes the energies of the macroscopic states.

Using this scheme we want to test a cat states sensitivity to experimental parameters. The parameters we consider are the applied phase, ϕ , which needs to be $\sim \pi$, the interaction strength U , the coupling strength, J , and the number of atoms, N . The results obtained may be applicable to other systems, because the parameters are quite general. The value of U/J changes the quantum phase of the system from superfluid, $U/J \ll 1$, to Mott insulator, $U/J \gg 1$, and we need to be in the near superfluid regime to achieve a good cat state. Although the system can be solved exactly by diagonalising the matrix there is a certain limit to how many atoms can be used due to computational time (~ 40), so it is necessary to find an approach that can look at higher numbers, which can be checked with lower numbers.

It is convenient to consider a new complete orthogonal basis of operators that incorporates the phase matching condition, $\{\alpha, \beta, \gamma\}$. We will use the quasi-momentum basis, or flow basis, because we will be producing superpositions

of macroscopically different flow states,

$$\begin{aligned}\alpha &= (a + b + c)/\sqrt{3}, \\ \beta &= (a + be^{i2\pi/3} + ce^{i4\pi/3})/\sqrt{3}, \\ \gamma &= (a + be^{-i2\pi/3} + ce^{-i4\pi/3})/\sqrt{3}.\end{aligned}\quad (27)$$

The new basis respectively correspond to annihilation of an atom with zero flow, one quantum of clockwise flow and one quantum of anticlockwise flow. They obey the usual commutation relations and the quasi-momentum conservation rules for a periodic potential. Using these operators we can rewrite the ‘twisted’ Hamiltonian in flow representation,

$$\begin{aligned}H &= -J\{(2\alpha^\dagger\alpha - \beta^\dagger\beta - \gamma^\dagger\gamma)\cos(\phi/3) + \sqrt{3}(\beta^\dagger\beta - \gamma^\dagger\gamma)\sin(\phi/3)\} \\ &\quad + \frac{U}{3}\{\alpha^{\dagger 2}\alpha^2 + \beta^{\dagger 2}\beta^2 + \gamma^{\dagger 2}\gamma^2 + 4(\alpha^\dagger\alpha\beta^\dagger\beta + \alpha^\dagger\alpha\gamma^\dagger\gamma + \beta^\dagger\beta\gamma^\dagger\gamma) + 2(\alpha^2\beta^\dagger\gamma^\dagger + \beta^2\alpha^\dagger\gamma^\dagger + \gamma^2\alpha^\dagger\beta^\dagger + h.c.)\}.\end{aligned}\quad (28)$$

From Eq. (28) we see that the eigenstates of the system, when $U/J \ll 1$, are just flow states. For $U/J \approx 1$, there is coupling between the different flow states and when $U/J \gg 1$ the system is in the Mott regime where each site acquires the same number of atoms.

We are interested in finding a superposition of the form,

$$|\Psi\rangle = a_1|N, 0, 0\rangle + a_2|0, N, 0\rangle, \quad (29)$$

where $|N, 0, 0\rangle$ is the state where all atoms are stationary and $|0, N, 0\rangle$ is the state where all atoms have one unit of clockwise flow. The terms in the ket represent the number of atoms in the α , β and γ modes. To study how good a cat state is produced we will calculate the ratio of the two amplitudes a_1/a_2 . We will look at systems where $a_1^2 + a_2^2 \approx 1$, so a good cat state will be formed when $a_1/a_2 \approx 1$. For $a_1^2 + a_2^2 \approx 1$ it requires the system to be in the near superfluid regime, but we will see that this has a detrimental effect on the ratio $a_1/a_2 \approx 1$ when ϕ is not exactly π . We require $\phi = \pi$ for the energy of the flow states $|N, 0, 0\rangle$ and $|0, N, 0\rangle$ to be equal. Experimentally it will be hard to get exactly a π phase around the loop, so we need to understand how small deviations away from π affect the cat state.

For large numbers of atoms the system becomes complicated as individual atoms can have different momenta and atom-atom interactions will also play a part. For now we will only consider atoms with all the same flow. In certain regimes this approximation is justified, because the atom-atom interactions raises the energy of flow states with atoms of different flow faster than atoms with all the same flow, so $a_1^2 + a_2^2 \approx 1$ in the ground state.

From figure 3 we see the flow state energy levels are given by $E_1 = E_0 - \varepsilon$ and $E_2 = E_0 + \varepsilon$. Using Eq. 29 we can reduce the problem to a 2×2 matrix Hamiltonian as in the previous section. The energy and the amplitudes are described by Eq. 13 and Eq. 15. This shows the ratio of the amplitudes only depends on the coupling between the two flow states, V_{12} , and the rate at which the energy levels change, ε . For a stable superposition we would require $V_{12} \gg \varepsilon$, but for large V_{12} we require a large perturbation, so other states will begin to have a significant amplitude.

To use Eq. 15 we need an expression for how ε varies with ϕ . In the three-site model the perturbation is due to the atom-atom interactions, so the unperturbed system is when $U = 0$. In the flow basis the unperturbed matrix Hamiltonian is diagonal, so there is no coupling between the flow states,

$$H_0 = -J\{(2\alpha^\dagger\alpha - \beta^\dagger\beta - \gamma^\dagger\gamma)\cos(\phi/3) - \sqrt{3}(-\beta^\dagger\beta + \gamma^\dagger\gamma)\sin(\phi/3)\}. \quad (30)$$

The perturbation to the Hamiltonian is,

$$H' = \frac{U}{3}\{\alpha^{\dagger 2}\alpha^2 + \beta^{\dagger 2}\beta^2 + \gamma^{\dagger 2}\gamma^2 + 4(\alpha^\dagger\alpha\beta^\dagger\beta + \alpha^\dagger\alpha\gamma^\dagger\gamma + \beta^\dagger\beta\gamma^\dagger\gamma) + 2(\alpha^2\beta^\dagger\gamma^\dagger + \beta^2\alpha^\dagger\gamma^\dagger + \gamma^2\alpha^\dagger\beta^\dagger + h.c.)\}. \quad (31)$$

From this we can see that the unperturbed ground state energy has the form $E_1 = -2JN\cos(\phi/3)$. The crossing happens at $\phi = \pi/3$, therefore,

$$\varepsilon = E_1(\pi) - 2JN\cos(\phi/3) = JN - 2JN\cos(\phi/3). \quad (32)$$

This shows that the gradient of the energy level is proportional to the number of atoms. Therefore the ratio a_1/a_2 will diverge from 1 quicker for deviations in ϕ as more particles are added, so destroying the cat state.

From Eq. 28 we see there is no direct coupling from $|N, 0, 0\rangle$ to $|0, N, 0\rangle$, so we must consider other flow states to calculate the total coupling through intermediate state. Note when $U = 0$ there are no off diagonal terms and the coupling is not possible. In this case the eigenfunctions are just flow states. To understand what we mean by coupling

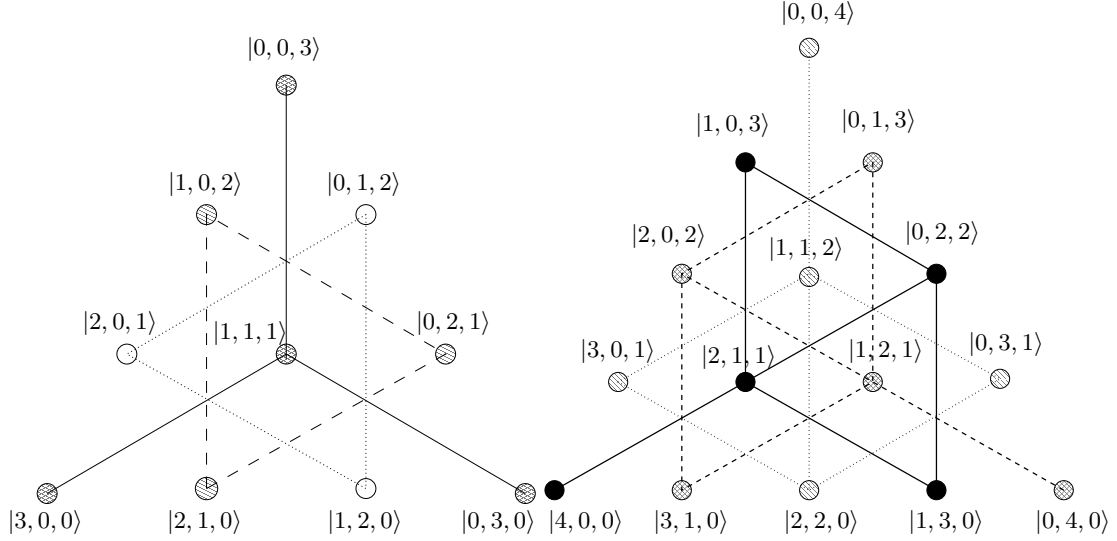


FIG. 6: Left: All the possible flow states for 3 atoms. The different colours show the coupling between different state. Right: All the possible flow states for 4 atoms. It is no longer possible to connect the pure flow states, so no superposition is possible between these states.

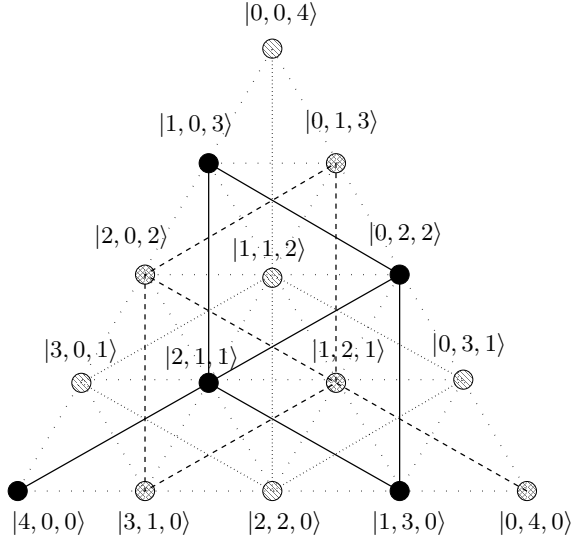


FIG. 7: All the possible flow states for 4 atoms. The Hamiltonian that represents the coupling in this diagram has unequal tunnelling strengths, so coupling between the pure flow states is possible.

path and intermediate states, lets consider a 4 state system where each state is represented by one of $|1\rangle$, $|2\rangle$, $|3\rangle$ and $|4\rangle$ with Hamiltonian,

$$H = \begin{pmatrix} \varepsilon_1 & V_{12} & V_{13} & V_{14} \\ V_{21} & \varepsilon_2 & V_{23} & V_{24} \\ V_{31} & V_{32} & \varepsilon_3 & V_{34} \\ V_{41} & V_{42} & V_{43} & \varepsilon_4 \end{pmatrix}, \quad (33)$$

where ε_i is the uncoupled energy of the 4 states and V_{jk} is the coupling from state j to k . Although there is a direct coupling term from $|1\rangle$ to $|4\rangle$ they can also be coupled through states $|2\rangle$ and $|3\rangle$, which we call intermediate states. This is shown by putting the Hamiltonian into the Schrödinger equation, which forms 4 coupled equations,

$$\begin{aligned} (\lambda - \varepsilon_1)C_1 &= V_{12}C_2 + V_{13}C_3 + V_{14}C_4, \\ (\lambda - \varepsilon_2)C_2 &= V_{21}C_1 + V_{23}C_3 + V_{24}C_4, \\ (\lambda - \varepsilon_3)C_3 &= V_{31}C_1 + V_{32}C_2 + V_{34}C_4, \\ (\lambda - \varepsilon_4)C_4 &= V_{41}C_1 + V_{42}C_2 + V_{43}C_3, \end{aligned} \quad (34)$$

where λ is the ground state energy of the system. C_2 and C_3 can be eliminated from the coupled equations using the first three equations to show the coupling from $|1\rangle$ to $|4\rangle$ or the last three equations to get the coupling from $|4\rangle$ to $|1\rangle$. This means the problem can be simplified to a two level system and a 2×2 matrix Hamiltonian. It gives a combined coupling from $|1\rangle$ to $|4\rangle$ of,

$$V_{\text{comb}} = V_{14} - \frac{V_{14}V_{23}V_{32}}{(\lambda - \varepsilon_2)(\lambda - \varepsilon_3)} + \frac{V_{12}V_{24}}{(\lambda - \varepsilon_2)} + \frac{V_{13}V_{34}}{(\lambda - \varepsilon_3)} + \frac{V_{12}V_{23}V_{34}}{(\lambda - \varepsilon_2)(\lambda - \varepsilon_3)} + \frac{V_{13}V_{32}V_{24}}{(\lambda - \varepsilon_2)(\lambda - \varepsilon_3)}. \quad (35)$$

If $\varepsilon_2 \gg \varepsilon_1$ and ε_3 , and $\varepsilon_1 \approx \varepsilon_3$ then the ground state will have most of its amplitude in states $|1\rangle$ and $|2\rangle$, and a superposition between $|1\rangle$ and $|2\rangle$ is formed. What this shows us is the coupling is the addition of all the different paths from state $|1\rangle$ to $|4\rangle$ where the individual terms are given by the coupling to the intermediate states divided by the $(\lambda - \varepsilon_i)$ where ε_i are the diagonal term of the states that are used to couple from $|1\rangle$ to $|4\rangle$. The diagonal terms are also changed when converting to a 2×2 matrix, but are not needed to find a_1/a_2 .

We are dealing with atoms with different flow so the states are all the possible combinations of flow. The coupling is more clearly shown if we draw the possible states in flow space and draw lines to show the possible coupling. This has been done for 3 and 4 atoms shown in Fig. 6 (a) and (b). In Fig. 6 (a) there is a coupling from $|3, 0, 0\rangle$ to $|0, 3, 0\rangle$ and $|0, 0, 3\rangle$ through $|1, 1, 1\rangle$, so under the correct conditions it will be possible to form a superposition between any of the three states. This happens when the phase is half way between the phase of the two superposing states, so the two states have the same energy. In Fig. 6 (b) there is no path between the $|4, 0, 0\rangle$, $|0, 4, 0\rangle$ and $|0, 0, 4\rangle$ states, so there is no coupling and, as has been shown [30], no superposition is formed. This idea can be applied to higher numbers of atoms and it was found that coupling is only possible for commensurate numbers of atoms, so the number of atoms divided by the number of sites is an integer.

This problem is resolved by adding different tunnelling strengths between the three sites, so the Hamiltonian now has terms coupling all adjacent flow states and Fig. 6 (b) becomes Fig. 7. This shows there are many different paths from one pure flow state to the other although the strength of the coupling depends on the difference in tunnelling strength and atom-atom interaction strength.

We were initially interested in seeing how this coupling changes as the number of atoms increases. Eq. 35 gave the form of the coupling from state C_1 , to C_4 via states C_2 and C_3 . Generalising to larger numbers of intermediate states we get,

$$V_{1n} = \frac{V_{1i}V_{ij} \dots V_{pn}}{(\lambda - \varepsilon_i)(\lambda - \varepsilon_j) \dots (\lambda - \varepsilon_p)} + \text{other possible paths}. \quad (36)$$

All the different paths must be added together and each path has a combined coupling term, which is the product of the individual coupling terms along that path divided by $(\lambda - \varepsilon_j)$ of each of the intermediate states, where ε_j is the diagonal matrix element term of that intermediate state. As the number of atoms increases the length of the combined coupling increases and because V_{ij} is generally smaller than $(\lambda - \varepsilon_j)$, so the overall coupling will decrease, even though the number of paths increases. From Eq. 15 we see the ratio a_1/a_2 will move away from 1 quicker for larger numbers of atoms when ϕ is changed, so destroying the cat state.

The coupling has been calculated for $N = 3, 6, 9$ and 12 atoms and using Eq. 15 and 32 we have calculated a_1/a_2 as a function of $\phi - \pi$ as shown in Fig. 8. This can also be done for non commensurate numbers with unequal J , where there are many more coupling paths. Fig. 8 show the simulated and analytic results for the effect of a_1/a_2 when the phase is not exactly π around the loop. The analytic result for low numbers fit the simulated results very well. As the number of atoms increase the quality of the fit is reduced. This is due to the large number of states, so the total amplitude in the $|N, 0, 0\rangle$ and $|0, N, 0\rangle$ states is reduced. As you can see from Fig. 8 the slopes drop quicker as the number of atoms in the system is increased. This shows how experimentally difficult it will be to create a cat state.

IV. CONCLUSION

We have been able to show three reasons, other than decoherence, why macroscopic quantum effects are hard to make in this system. This was done by calculating the ratio of the amplitudes of two macroscopic states, firstly in a 1D loop, then in a ring of coupled Bose-Einstein condensates as we change our macroscopic variable ϕ away from π . Firstly, the energy of the macroscopic states varies rapidly when macroscopic variables are changed making it hard to set up a system with two macroscopic states with the same energy, which is required for the two states to have equal amplitudes. The gradient of the energy levels is proportional to the number of atoms as would be expected if all atoms carried the same energy. Secondly, the coupling between two macroscopic states must be strong, so the amplitudes remain roughly equal as external variables change slightly. There is no direct coupling between macroscopic states, so these states must couple through intermediate states. This coupling decreases as the size of the system increases,

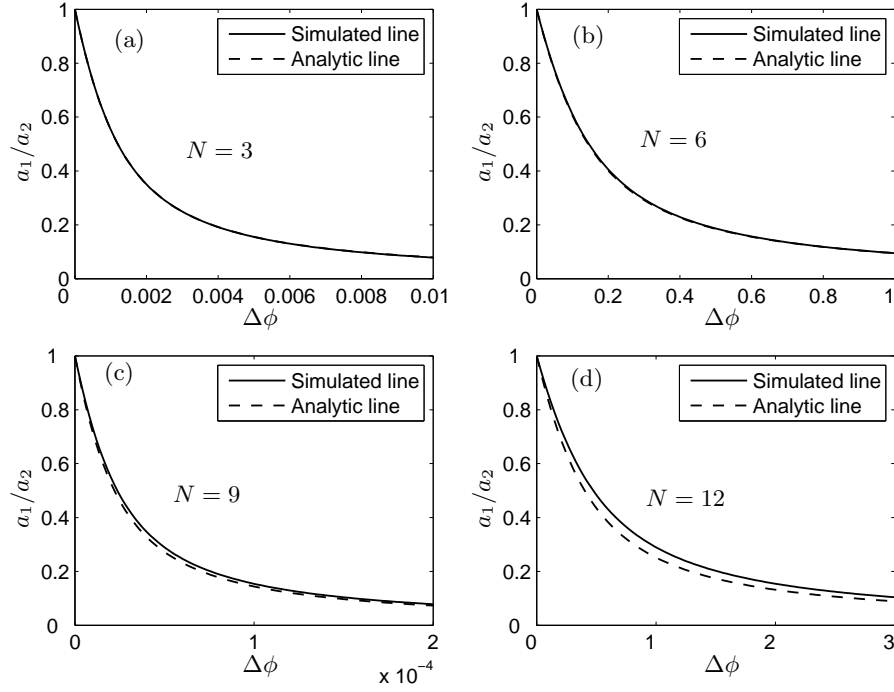


FIG. 8: Simulated and analytic results for the effect of changing the phase by $\Delta\phi$ away from $\pi/3$ for (a) 3 atoms, (b) 6 atoms, (c) 9 atoms and (d) 12 atoms, where $U/J = 0.1$.

because the number of intermediate states increases. Finally, as more particles are introduced there are more possible flow states the system could be in. Even if the amplitudes are small it still reduces the total amplitude in the two macroscopic states. These results will be useful in finding the best setup to produce a macroscopic superposition and clearly show why it is hard to make systems with macroscopic quantum properties.

-
- [1] A.J. Leggett, J. Phys.: Condens. Matter **14** R415 (2002).
 - [2] E. Schrödinger, Naturwissenschaften **23** 807 (1935).
 - [3] A.O. Caldeira, A.J. Leggett, Phys. Rev. Lett. **46** 211 (1981).
 - [4] A.J. Leggett, *et al.*, Rev. Mod. Phys. **59**, 1 (1987).
 - [5] A. Tonomura, Physics World (Sept. 2002).
 - [6] P.G. Merli, G.F. Missiroli, G. Pozzi, Am. J. Phys. **44**, 306 (1976).
 - [7] A. Tonomura, J. Endo, T. Matsuda, T. Kawasaki, H. Ezawa, Am. J. Phys. **57** 117 (1989).
 - [8] O. Carnal, J. Mlynek, Phys. Rev. Lett. **66** 2689 (1991).
 - [9] D.W. Keith, C.R. Ekstrom, Q.A. Turchette, D.E. Pritchard, Phys. Rev. Lett. **66** 2693 (1991).
 - [10] M.W. Noel, C.R. Stroud Jr., Phys. Rev. Lett. **75** 1252 (1995).
 - [11] M. Arndt, O. Nairz, J. Vos-Andreae, C. Keller, G. van der Zouw, A. Zeilinger, Nature **401** 680 (1999).
 - [12] B. Brezger, L. Hackermüller, S. Uttenthaler, J. Petschinka, M. Arndt, A. Zeilinger, Phys. Rev. Lett. **88** 100404 (2002).
 - [13] J. Lee, A.K. Khitrin, Appl. Phys. Lett. **87** 204109 (2005).
 - [14] D. Leibfried *et al.*, Nature **438** 639 (2005).
 - [15] A. Ourjoumtsev, R. Tualle-Broui, J. Laurat, P. Grangier, Science **312** 83 (2006).
 - [16] M.W. Mitchell, J.S. Lundeen, and A.M. Steinberg, Nature (London) **429**, 161 (2004).
 - [17] M. Arndt *et al.* Nature (London) **401**, 680 (1999).
 - [18] C.A. Sackett *et al.* Nature (London) **404**, 256 (2000).
 - [19] R. Rouse, S. Han, J.E. Lukens, Phys. Rev. Lett. **75** (1995) 1614.
 - [20] J.R. Friedman, V. Patel, W. Chen, S.K. Tolpygo, J.E. Lukens, Nature **406** 43 (2000).
 - [21] C.H. van der Wal, A.C.J. ter Haar, F.K. Wilhelm, R.N. Schouten, C.J.P.M. Harmans, T.P. Orlando, S. Lloyd, and J.E. Mooij, Science **290** 773 (2000).
 - [22] M. Greiner, O. Mandel, T. Esslinger, T.W. Hänsch, I. Bloch, Nature **415** 39 (2002).
 - [23] D. Jaksch, C. Bruder, J.I. Cirac, C.W. Gardiner, P. Zoller, Phys. Rev. Lett. **81**, 3108 (1998).
 - [24] A.J. Leggett, in *Chance and Matter*, edited by J. Souletie, J. Vannimenus, and R. Stora (North-Holland, Amsterdam,

- 1987).
- [25] J.I. Cirac, M. Lewenstein, K. Mølmer, P. Zoller, Phys. Rev. A **57** 1208 (1998).
 - [26] D. Gordon, C.M. Savage, Phys. Rev. A **59** 4623 (1999);
 - [27] J. Ruostekoski, M.J. Collett, R. Graham, D.F. Walls, Phys. Rev. A **57** 511 (1998).
 - [28] J.A. Dunningham, K. Burnett, J. Mod. Opt. **48** 1837 (2001).
 - [29] J.A. Dunningham, D.W. Hallwood, Phys. Rev. A **74** 023601 (2006).
 - [30] D.W. Hallwood, K. Burnett, J. Dunningham, Preprint arXiv:quant-ph/0602025.
 - [31] A.M. Rey, K. Burnett, R. Roth, M. Edwards, C.J. Williams, C.W. Clark, J. Phys. B **36** 825 (2003).
 - [32] N.W. Ashcroft, N.D. Mermin, *Solid State Physics*, Saunders College (1976).
 - [33] B.H. Bransden, C.J. Joachain, *Quantum Mechanics, 2nd edition*, (2000).
 - [34] K. Góral, L. Santos, Phys. Rev. A **66** 023613 (2002).
 - [35] M. Saba, T.A. Pasquini, C. Sanner, Y. Shin, W. Ketterle, D.E. Pritchard, Science **307** 1945 (2005).
 - [36] Y. Shin, G.B. Jo, M. Sab, T.A. Pasquini, W. Ketterle, D.E. Pritchard, arXiv:cond-mat/0507154v1 (2005).
 - [37] D. Jaksch, P. Zoller, New J. Phys. **5** 56 (2003).
 - [38] G. Juzeliūnas, P. Öhberg, J. Ruseckas, A. Klein, Phys. Rev. A **71** 053614 (2005).
 - [39] L. Rosenfeld, *Theory of Electrons*, Dover Publications, Inc. (1965).