

Quantum random number generator

M. Stipčević^{1,*} and B. Medved Rogina²

¹*Rudjer Bošković Institute, Bijenička 54, P.O.B. 180,
HR-10002 Zagreb, Croatia, E-mail: Mario.Stipcevic@irb.hr*

²*Rudjer Bošković Institute, Bijenička 54, P.O.B. 180, HR-10002 Zagreb, Croatia*

We report upon a novel principle for realization of a fast nondeterministic random number generator whose randomness relies on intrinsic randomness of the quantum physical processes of photonic emission in semiconductors and subsequent detection by the photoelectric effect. Timing information of detected photons is used to generate binary random digits-bits. The bit extraction method based on restartable clock theoretically eliminates both bias and autocorrelation while reaching efficiency of almost 0.5 bits per random event. A prototype has been built and statistically tested.

PACS numbers: 05.40.-a, 02.50.Ng, 03.67.Dd

Introduction

True random numbers, or more precisely nondeterministic random number generators, seem to be of an ever increasing importance. Random numbers are used in cryptography (both classical and quantum), Monte Carlo numerical simulations and calculations, statistical research, randomized algorithms, lottery etc.

In applications where provability is essential, randomness sources (if involved) must also be provably random. For example the famous BB84 quantum key distribution protocol [1] would be completely insecure if only an eavesdropper could calculate either Alice's random numbers or Bob's random numbers or both. From analysis of the secret key rate presented it is obvious that any guessability of random numbers by the eavesdropper would leak relevant information to him, thus diminishing the effective key rate. It is intriguing (and obvious) that in the case that the eavesdropper could calculate the numbers exactly, the cryptographic potential of the BB84 protocol would be zero. This example shows that the local random number generators assumed in BB84 are essential for its security and should not be taken for granted.

It has also been noticed that a random bit generator combined with an ordinary classical digital channel (this combination being referred to as "symmetric binary channel with noise") gives rise to cryptographic potential of such a channel [2, 3, 4].

At present state of the art probably the best way to realize scientifically provable random number generator is to rely on intrinsic randomness of certain simple quantum systems. One such system can be realized by a photon passing through a beam splitter, as schematically shown in Fig. 1.

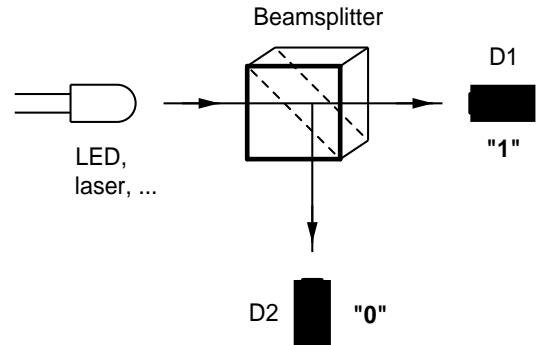


FIG. 1: Beam splitter RNG uses two photon detectors: D1 and D2.

Let us assume polarizing beam splitter and nonpolarized photon (light) source. Whenever a photon is emitted it takes one of the two possible paths (with a small probability to get reflected or absorbed). If it ends up in the detector D1 then we generate binary value "1", whereas if it ends up in D2 we generate binary value "0". Because non-polarized light can be understood as an equal mixture of two orthogonal polarizations, there is a theoretical reason why zeros and ones would appear with the same probability in an idealized apparatus, that is why the bias (defined as $b = p(1) - 1/2$ where $p(1)$ is probability of ones) would be zero. Other realizations include: photons incident on a semi-transparent mirror [5], polarized photons incident on a rotateable polarizing beamsplitter which offers a possibility to tune the bias [6] and finally an apparatus using polarization entangled photons to suppress false photon detections [7]. Practical realizations, of course, necessarily suffer from imperfections. Primary imperfection of such systems is that the probability of ones is not equal to the probability of zeros. This is because not only that photons which produce zeros and ones traverse a different physical paths which might have different absorption rates but they are also detected with two physically different detectors. Efficiency of the two single photon

*Electronic address: Mario.Stipcevic@irb.hr

detectors can vary significantly from one physical device to another and is typically very sensitive to temperature drift, supply voltage fluctuations, component tolerances and aging. In order to achieve a low bias one needs to cope with two problems: first how to achieve that two detectors have exactly the same efficiencies (i.e. precisely such efficiencies as to compensate for different photon paths) and second how to keep the detector efficiencies extremely constant. To minimize the first problem a device operating upon the beam splitter principle must be fine tuned for low bias prior to use. However, the fine tuning is a very time consuming procedure because of the statistical nature! of measurement of bias, whereas due to stability problems one cannot expect that the bias once adjusted would stay constant for a long time.

By using only one photon detector our approach eliminates both fine tuning and stability problems, but the price is paid in more complex bit extraction method. The device presented here consists of two principal parts: a physical random pulse generator and a method of extracting random bits from such a generator. It will be shown that this device theoretically produces perfect random numbers. A practical realization will be presented and tested.

Random pulse generator

The random pulse generator is made of a photon source followed by a single photon detector. As a source of photons we have used a standard low-efficiency red light emitting diode (LED). LED diodes are direct bandgap devices which produce incoherent light by spontaneous emission [9]. If operated at sufficiently low power, LED emits photons which are virtually independent of each other, that is the photon emission is then a Poissonian process. The important parameter here is the coherence time τ_{cohr} , a time scale at which photons are becoming to be correlated. The coherence time can be estimated by help of the Heisenberg uncertainty relation, assuming Gaussian emission spectrum:

$$\tau_{cohr} = \frac{\lambda^2}{4\pi c \sigma} \quad (1)$$

The type of LED we used has an exceptionally broad spectrum, approximately Gaussian centered at $\lambda = 688\text{nm}$ and width $\sigma \approx 35\text{nm}$. If the mean frequency of photon emissions is kept well below the coherence frequency of $f_{cohr} = 2\pi/\tau_{cohr} \approx 2 \times 10^{15}\text{Hz}$, photons are practically mutually independent and consequently time intervals between subsequent photon emissions are exponentially distributed. Namely, the exponential distribution of time intervals between photon emissions and mutual independence of photons are two equivalent characterizations.

Photons from the LED are directed toward photocathode of a photomultiplier tube. Each time a photon hits the photocathode, there is a probability that an electron is emitted via the photoelectric effect. Creation of this so called "photoelectron" is a process governed by the binomial statistics. Therefore, the statistics of time intervals between emission of subsequent photoelectrons is governed by convolution of exponential and differential binomial distributions. However, the convolution of any distribution and exponential distribution gives again the exponential distribution. This is easy to understand qualitatively: if we have a source of random events and choose randomly only some of these events, then the chosen events are again random. Even more favorably, the convolution of an approximately exponential distribution and any other distribution yields an improved exponential distribution, meaning that randomness of the photoelectric effect can only enhance overall randomness of produced photoelectrons. Therefore, creation of a photoelectron is virtually truly random event. Creation of useable electric signal comprises: electron collection, electron multiplication, signal amplification, level detection and pulse shaping. The effect of this signal processing is that following a photon detection the photon detector becomes insensitive to further incoming photons during a certain period of time called the "dead time". For high quality detectors the dead time has a well defined, fixed length.

In our experiments we have used excellent Hamamatsu PMT R5610-assy with bialkali photocathode, high voltage source C3830 and the photon counting unit (amplifier + discriminator + pulse shaper) C3866. Dead time of this photon counting system is about 25 ns, very stable and independent of brightness of the LED. The low quantum efficiency of only about 0.05 percent of the bialkali photocathode at the wavelength of the LED presents no problem in our application. We could as well have used a blue LED for which the quantum efficiency of the PMT is at maximum (about 25 percent).

Alternatively, instead of a LED diode one could as well use appropriately attenuated laser (diode). Namely, for a continuous, constant-power source of coherent light, a random distribution of photon emissions in time yields a Poissonian photon-counting distribution [10].

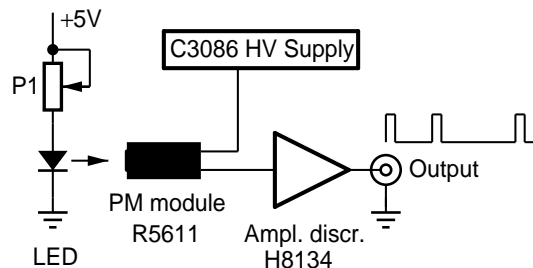


FIG. 2: Random pulse generator setup

The probability distribution function (pdf) of measured time intervals between subsequent pulses from our setup (Fig. 2) measured by the fast digital oscilloscope LeCroy WaveRunner 6100A, is shown in Fig. 3a. An almost perfect fit of measured data to the exponential distribution has been checked over nearly five decades of the random variable. The effect of dead time is visible at the left end of the distribution. A zoom of this region is shown in Fig. 3b.

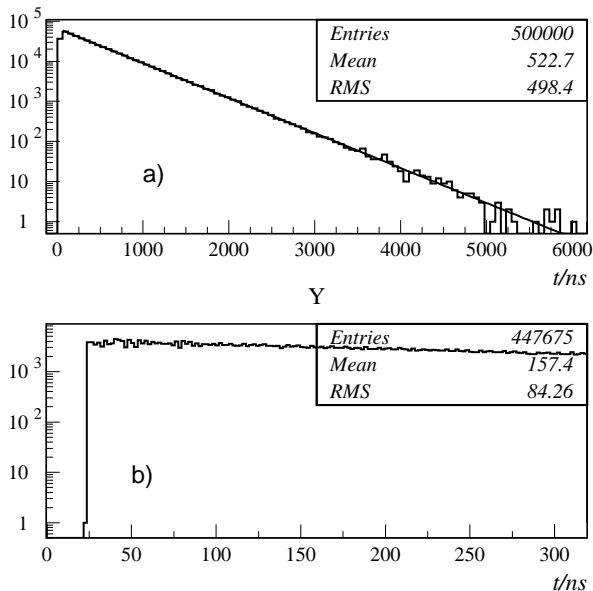


FIG. 3: (a) Measured pdf of time intervals between subsequent events from our setup; (b) zoom of the dead-time region which is characterized by a sharp transition from complete insensitivity of the detector following a photon detection to fully restored sensitivity some 25 ns later.

The non-zero dead, as will be shown, does not create bias nor correlations among random bits in our method.

Method

For the purpose of this paper we define a random bit generator as a device which produces bits independently of each other and with equal probability of the two outcomes, i.e. $p(0) = p(1) = 0.5$. We assume existence of a physical setup which produces Poissonian random events. Basic idea of the method for extracting random bits is to consider a pair of non overlapping random time intervals (t_1, t_2) which are defined with subsequent random events, as shown in Fig. 4a, and generate either binary value "0" if $t_1 < t_2$, or "1" if $t_1 > t_2$. Next two intervals will be considered to generate the next random bit. Since the events which determine time intervals are by definition independent of each other it is not possible that $t_1 < t_2$ would appear with any different probability than $t_1 > t_2$, consequently the probability

to generate "0" is exactly equal to the probability to generate one. In another words, the distribution of $t_{2i} - t_{2i-1}, i = 1, 2, 3, \dots$ is symmetric. Furthermore, the bits are mutually independent (i.e. uncorrelated) since independent pairs of events are used to generate different bits.

This "basic algorithm" readily (and obviously) yields perfect random bits if fed by perfectly random events. However, it needs to be modified in order to cope with common limitations of physical realizations, notably detectors and electronics, and still give good random numbers.

First modification deals with the fact that measurement of time intervals usually results with an integer number which is produced, for example, by counting of a high frequency periodic signal (clock) or digizing a TAC output voltage. With this effect of "time discretization" it is still true that $p(t_1 < t_2) = p(t_1 > t_2)$ but now it can happen that $t_1 = t_2$. In that case, in order to preserve equalness of probabilities of zeros and ones, the two intervals $(t_1$ and $t_2)$ are discarded and no bit is generated.

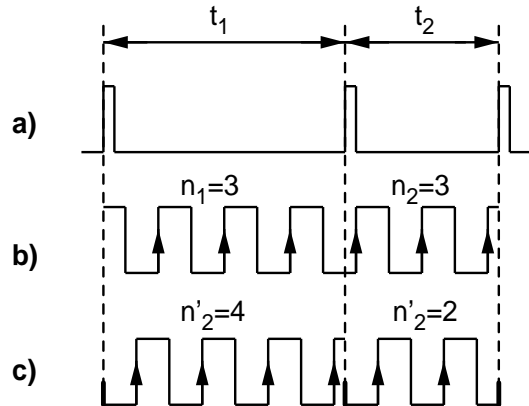


FIG. 4: Measurement methods of random time intervals (a) with continuous (b) and restartable (c) clock. The time counter advances with every positive going edge of the clock pulse.

Next modification is crucial and deals with the fact that the time discretization leads to appearance of correlations among bits. The serial autocorrelation coefficient with lag $k \geq 1$ of the sequence of bits $Y_1 \dots Y_N$ is defined according to [11] as:

$$a_k = \frac{\sum_{i=1}^{N-k} (Y_i - \bar{Y})(Y_{i+k} - \bar{Y})}{\sum_{i=1}^N (Y_i - \bar{Y})^2}. \quad (2)$$

Since different bits correspond to different random events we do not expect long-range correlations among bits. Therefore, we are mostly concerned with the lowest lag coefficient, a_1 , which for simplicity we henceforth

denote with a .

A technologically appealing way to measure (approximately) the time interval between subsequent random pulses is by counting periodic pulses from a continuous (i.e. non-restartable) quartz-controlled clock, as shown in Fig. 4b. The time intervals t_1, t_2 are then represented by integer numbers n_1, n_2 . Due to the symmetry between generating zeros and ones the method ensures zero bias. However since time intervals are only measured approximately it is not anymore obvious that bits obtained from such measurements will be random, as it was for the basic algorithm. Indeed, simulations show that a sequence of bits will have a non-negative autocorrelation (Fig. 5) which vanishes in the limits of a very fast clock or a very slow clock. This behavior can be understood as follows.

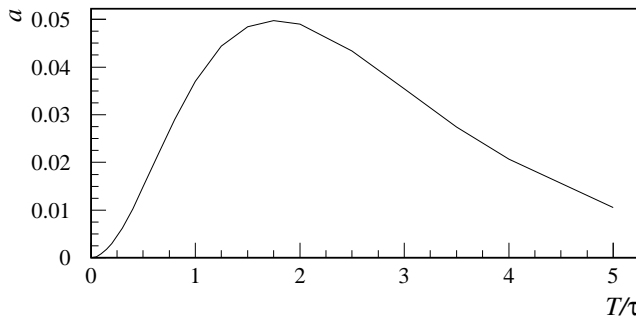


FIG. 5: Serial autocorrelation coefficient a for non-restartable clock method (dead time = 0). T is the clock period, τ is the mean time interval between random pulses.

In the fast clock limit the time interval measurement becomes "exact" and this brings us back to the basic algorithm which provides unbiased and uncorrelated bits.

In the slow clock limit the probability of having more than one count during a random period becomes negligible. Therefore bit "0" becomes mainly represented by $n_1 = 0, n_2 = 1$ whereas "1" becomes mainly represented by $n_1 = 1, n_0 = 1$. In another words, in the limit, one bit is generated with every clock count and if the clock count occurs during an even random interval then "0" is produced, whereas if the clock count occurs during an odd random interval then "1" is produced. During a clock period of length T , there are on average T/τ random intervals, where τ is the mean time interval between random pulses. According to the central limit theorem, the number of intervals becomes normally distributed as T/τ goes to infinity and since the normal distribution is symmetric even and odd periods (and thus 0's and 1's) appear with equal probability and at random.

Apart from the correlation, another important issue is the "bit efficiency" which we define as the number of bits generated per random event. It reaches its maximum of $1/2$ in the fast clock limit and continuously goes to zero at

the slow clock limit (Fig. 6). Since good quality random events are "technologically expensive", fast clock limit is preferred for practical realizations of random number generators.

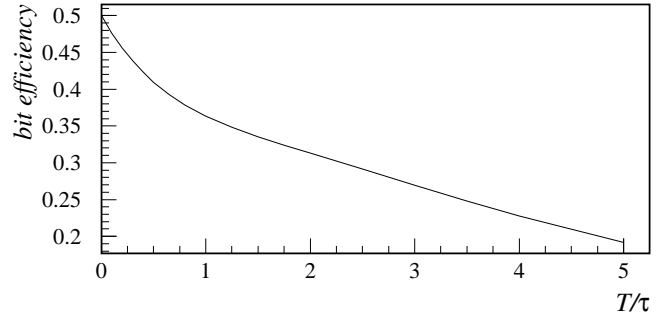


FIG. 6: Bit efficiency for non-restartable clock method as a function of T/τ .

Since the fast clock limit could never be reached in practice, it is interesting to understand what happens in its vicinity. If we look at a pair of subsequently generated bits (for some $T/\tau > 0$), a process which involves measurements of 4 subsequent random intervals, it turns out that this process slightly prefers pair values "11" and "00" (symmetrically) over the other two possibilities. This has a direct impact on autocorrelation since Eq. (2) for $k = 1$ is equivalent to:

$$a = p_{11} - p_{10} + p_{00} - p_{01}. \quad (3)$$

where p_{11} is probability of "11" etc. By simulation and symmetry arguments we have found that following relations hold for probabilities of pairs: $p_{11}=p_{00}$; $p_{10}=p_{01}$ and $p_{11} > p_{10}$ for finite T/τ . According to Eq. (3) this gives rise to a positive correlation. Understanding of this autocorrelation effect from combinatorics and basic laws of probability is involved, but for our purpose it suffices to understand that the correlation appears as a consequence of the way in which periods t_i are measured. Figure 4b illustrates the problem. If time interval t_1 ends up close to the beginning of a clock period it is more likely then n_2 will be smaller than in the case when t_1 ends up close to the end of a clock period. It means that measurement of time interval t_2 depends on the details of the length of t_1 , that is n_1 and n_2 are somehow correlated.

By help of extensive simulations we have derived an empirical asymptotic expansion for autocorrelation in the fast clock limit:

$$a(x) = \frac{4}{5}x^2 \quad (4)$$

where $x = T/\tau$. This formula describes autocorrelation very well for $x \leq 0.2$. For example, an autocorrelation of 10^{-4} is achieved if the ratio of the

clock frequency and mean frequency of random events is about 90 ($x \approx 1/90$). For a very modest bit production speed of 2MHz this already requires clock frequency of 360MHz (bit efficiency ≈ 0.5) which corresponds to fastest available logic circuits. The required minimum clock frequency scales linearly with the bit production speed and inverse of the square root of the desired autocorrelation which leaves no room for substantial improvement, either in the bit production rate or in correlation, with the present technology.

It seems that, and this is what we propose here, the only way to avoid correlations completely is to synchronize clock pulses with beginning of each random interval, as shown in Fig. 4c. In this case, result of measurement of each interval is only a function of its length and obviously it is not dependent on any previous measurements. This eliminates any correlations and furthermore because of the symmetry between ones and zeros there is no bias, thus the method theoretically yields perfectly random bits.

It is important to understand here that the dead time caused by the photon counting system does not introduce correlations (nor bias) provided that the dead time following each detected photon is constant in length i.e. independent of any previously detected photons. In the basic algorithm, the bit generating process actually makes use only of the difference of two interval lengths. Since each random interval contains exactly one dead time (namely the one following the first event) the dead times cancel out completely. As a result, the distribution of interval differences $t_{2i} - t_{2i-1}$ is independent of the dead time. The same cancellation argument works also for restartable clock because the dead time is always measured in exactly the same way and produces always the same number of counts in the counter. However this is not true for the non-restartable clock and indeed in that case a non-zero dead time introduces additional correlation.

The prototype

We have built and tested a laboratory prototype of a quantum random number generator which operates upon the above described method. Big advantage of this method is that it requires only one photon detector and is insensitive to slow variations in its gain and quantum efficiency, in contrast to some other methods which crucially depend on extreme constancy of these parameters over a full lifetime of the generator. Simplified schematic diagram of the setup is shown in Fig. 7. It contains a quantum random event generator similar to the one described in Fig. 2.

In construction of the generator prototype we have used a controllable bi-directional (up/down) counter which operates in the following way. We look at pairs of

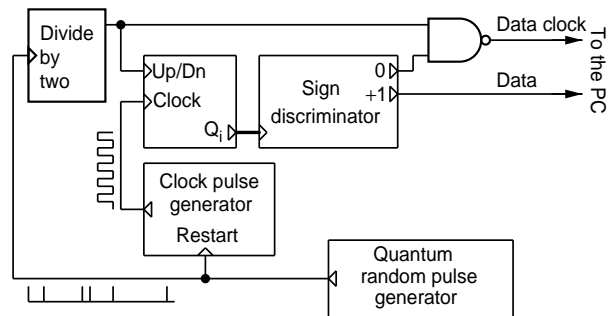


FIG. 7: Quantum random number generator

adjacent random time intervals as explained earlier. At the beginning of the first interval (in a pair) the counter state is set to 0. During each first random interval its control input is held at high logic state so it counts forward, and during the second random interval the control input is set low, so it continues counting backward until the end of the second random interval. The required difference $n_1 - n_2$ is thus effectively obtained without a need to actually perform any subtraction. If the counter state represents negative number we generate "0", if positive we generate "1" and if zero we generate nothing.

Implementing the extraction algorithm in the discrete 74HC logic family and operating the random event generator at a mean frequency $f_0 = 2\text{MHz}$, we were able to extract random bits at almost 1 million bits per second. With a 48MHz restartable clock we have measured bit efficiency of 0.487 ± 0.02 , which is quite close to the theoretical limit of 0.5, and in a good agreement with theoretical prediction. Namely it can be shown that the bit efficiency of our method η_{bit} , defined as the number of bits produced on average per 1 random event asymptotically behaves like:

$$\eta_{bit} = \frac{1}{2} - \frac{1}{4}x + \frac{1}{8}x^2 \pm O(x^3) \quad (5)$$

where $x = T/\tau$. The error of this asymptotic expansion is less than 0.25 percent for $x \leq 0.5$. In our case $x=2/48$ and this gives $\eta_{bit} \approx 0.490$.

Although theoretically eliminated, the main problem with the practical realization of this prototype was a non-vanishing bias. This seems to be a general problem with physical random number generators. In our case the bias was probably mainly due to the fact that switchings of the bi-directional counter to "up" direction and to "down" direction are not equally fast. Even the slightest systematic difference in the length of "up" and "down" counting intervals has a measurable effect on bias. It can be shown that in the case of zero dead time the bias is given by:

$$b = \frac{1}{2} \frac{T}{\tau} \frac{\Delta t}{\tau} \quad (6)$$

where Δt is the difference between transition times for "up" and "down" counting directions. However this biasing effect has no bearing on correlations which were indeed consistent with zero. The bias of this setup was measured to be very small, of the order 10^{-4} . This is readily by far the smallest bias achieved for the raw bits from a physical random bit generator. However bias quickly raised with random events frequency arriving to 10^{-3} at $f_0 \approx 6\text{MHz}$, the scaling is roughly in accordance with Eq. (6).

In order to lower the bias even further or make possible operation at higher random events frequencies one could add a small tuneable delay to the clock input of the up/down counter and adjust it for a minimum bias.

Alternative approaches include use of faster electronics which has smaller internal circuit delays or software debiasing procedures.

Randomness testing

Quality of randomness of long sequences of bits produced by our prototype was evaluated by three batteries of statistical tests: DIEHARD [15], STS version 1.5 for Linux [16] and ENT [17].

DIEHARD is a renown battery of tests which is most sensitive to various problems likely to appear in pseudorandom generators. NIST has recently put forward "A statistical test suite for random and pseudorandom number generators for cryptographic applications" (STS) which aims to become first industry standard for testing of random number generators. ENT is a collection of "standard" basic statistical tests, including autocorrelation test. These tests consist of total of 38 individual statistical tests, such as entropy, chisquare, long runs, DNA tests, birthday spacing tests, Maurer's test etc. We have tested sequences as long as 1×10^9 bits, which passed all the tests. Notably we have checked serial correlation coefficients (Eq. 2) with lags from 1 up to 32 to be consistent with zero within statistical error bars which were of the order of 10^{-4} .

Conclusion

The most striking difference between long pseudorandom and nondeterministic numbers sequences is

their compressibility. Even a very long pseudorandom sequence can be losslessly compressed to just the seed and the decompressing (i.e. generating) routine which in general do not exceed 1000 bits of information altogether. On the other hand it is impossible to compress a nondeterministic sequence by any significant fraction even if data suffer from some bias and autocorrelations. The source of this difference is the fact that pseudorandom formulae connect all the data in a complex nonlinear manner which is actually nothing else but a huge, long range deterministic correlation. This may present a problem with simulations requiring enough random numbers to spot the correlation and certainly presents a hazard in cryptographic applications. Therefore nondeterministic generators should be advantageous for critical applications such as cryptography or multi-dimensional simulations.

Main reasons why hardware random number generators are not in wider use today are a lack of confidence in them and the fact that their speed was for a long time not comparable to software generators. This has started to change with recent appearance of quantum random number generators which offer greater speed and provability of randomness based on laws of physics.

With appearance of fast quantum random number generators on the market [12, 13, 14] and obvious declining of speed of computer processors, the speed gap between software and hardware generators has become much smaller especially if one takes into account that hardware generators do not put such a load on the processor as software generators do. We predict that quantum random number generators will find their application in basic scientific research, sensitive data protection and encryption, as well as in simulations in science and technology.

We are grateful to prof. B. Basrak from the Mathematical faculty of the University of Zagreb for enlightening discussions. Parts of this work are subject of the patent application WO2005106645. Building of the prototype was supported by World Bank Technical Assistance Program 2004 for Croatia (TAL-2).

-
- [1] C.H. Bennett et. al., "Experimental Quantum Cryptography", J. Cryptology, **5** 3, (1992).
 - [2] A. D. Wyner, "The Wiretap Channel", Bell Syst. Tech. J. **54**, 1355 (1975).
 - [3] I. Csiszar, J. Koerner, "Broadcast channels with confidential messages", IEEE T. Inform. Theory **24**, 339 (1978).
 - [4] U. Maurer, "Secret key agreement based on common information", IEEE T. Inform. Theory **39**, 733 (1993).
 - [5] "Optical Quantum Random Number Generator" A. Stefanov, N. Gisin, O. Guinnard, L. Guinnard and H. Zbinden quant-ph/9907006, 1999
 - [6] T. Jennewein et. al., "A Fast and Compact Quantum Random Number Generator", Rev. Sci. Instrum. **71**,

- 1675 (2000).
- [7] Ma Hai-Qiang et al, "A Random Number Generator Based on Quantum Entangled Photon Pairs", Chinese Phys. Lett. **21**, 1961 (2004).
 - [8] C. E. Shannon, Communication theory of secrecy systems. Bell System Technical Journal, **28**, 656 (1949).
 - [9] S. Nakamura, et al., "Superbright green InGaN single-quantum-well structure light-emitting diodes," Japan J. Appl. Phys. 2, **34** 1332 (1995).
 - [10] E. Gulari, B. Chu, "Photon correlation in the nanosecond range and its applications to the evaluation of RCA C31034 photomultiplier tubes", Rev. Sci. Instrum. **48**, 1560 (1977).
 - [11] D. E. Knuth, The art of computer programming, Vol. 2, Third edition, (Addison-Wesley, Reading, 1997)
 - [12] Web URL <http://www.idquantique.com/products/quantis.htm>
 - [13] Web URL <http://qrbg.irb.hr>
 - [14] Fast nondeterministic random bit generator based on weakly correlated physical events, Rev. Sci. Instrum. **75**, 4442 (2004).
 - [15] G. Marsaglia, Diehard Battery of Tests of Randomness, internet URL: <http://stat.fsu.edu/pub/diehard/>
G. Marsaglia, Statistics & Probability Letters, **9**, 345 (1990).
 - [16] A. Rukhin et. al., A Statistical Test Suite for Random and Pseudorandom Number Generators for Cryptographic Applications, NIST Special Publication, (NIST, Gaithersburg, 2001), internet URL: <http://csrc.nist.gov/rng/>
 - [17] J. Walker, Hotbits, <http://www.fourmilab.ch/hotbits/how.html>