

# Collisional decoherence during writing and reading quantum states

Stephanie Manz,<sup>1</sup> Thomas Fernholz,<sup>1,2</sup> Jörg Schmiedmayer,<sup>1,3</sup> and Jian-Wei Pan<sup>1</sup>

<sup>1</sup>*Physikalisches Institut, Universität Heidelberg, 69120 Heidelberg, Germany*

<sup>2</sup>*Van der Waals-Zeeman Institute, University of Amsterdam, 1018 XE Amsterdam, The Netherlands*

<sup>3</sup>*Atominstitut Österreichischer Universitäten, TU-Wien, A-1020 Vienna, Austria*

(Dated: December 2, 2024)

Collisions, even though they do not limit the lifetime of quantum information stored in ground state hyperfine coherences, they may severely limit the fidelity for quantum memory when they happen during the write and read process. This imposes restrictions on the implementation of quantum processes in thermal vapor cells and their performance as a quantum memory. We study the effect of these collisions in our experiment.

PACS numbers: 32.80.Qk, 03.67.Hk, 03.65.Yz

In recent years, significant experimental advances have been achieved in the field of quantum communication (QC) [1, 2]. However, photon loss and detector noise limit direct QC to moderate distances (up to 100 km in quantum cryptography). In 2001, Duan, Lukin, Cirac and Zoller (DLCZ) proposed a practical quantum repeater [3, 4] based on writing and reading single excitations in atomic ensembles. A joint projective measurement of individual photons emitted from two separated atomic ensembles leads to qubit-type entanglement of collective excitations in both ensembles, which combined with entanglement swapping [5] and entanglement purification [6] allows to create entanglement over (arbitrary) long distances. Essential to the scalability of the DLCZ scheme are the long lived collective excitations, which represent a quantum memory. Without such quantum memory, the overhead scales exponentially with the channel length.

Although entanglement swapping [7] and entanglement purification [8] have been experimentally demonstrated with linear optics, it is difficult to achieve the high fidelity quantum memory. Significant experimental advances have been made to implement the DLCZ-scheme [3] both with ultra-cold atomic clouds [9, 10, 11, 12, 13, 14] and hot vapors in buffer gas cells [15, 16, 17]. While ultra-cold ensembles require substantial technological effort, vapor cells provide comparatively easy experimental access. Moreover atomic clock experiments have shown that with the correct coating of cell walls and the use of buffer gas the ground state coherence can be preserved for up to  $> 10^8$  collisions [18] leading to very narrow line widths.

In this paper, we demonstrate however that the mapping process between light fields and atomic coherence is strongly influenced by collisions. This severely limits the fidelity of the DLCZ-scheme and a quantum memory in hot atomic ensembles.

The mapping process between light fields and atomic coherence is essential to the DLCZ scheme [3]. Single excitations are written in an atomic ensemble Raman transitions in a three level  $\lambda$ -configuration: (ground states

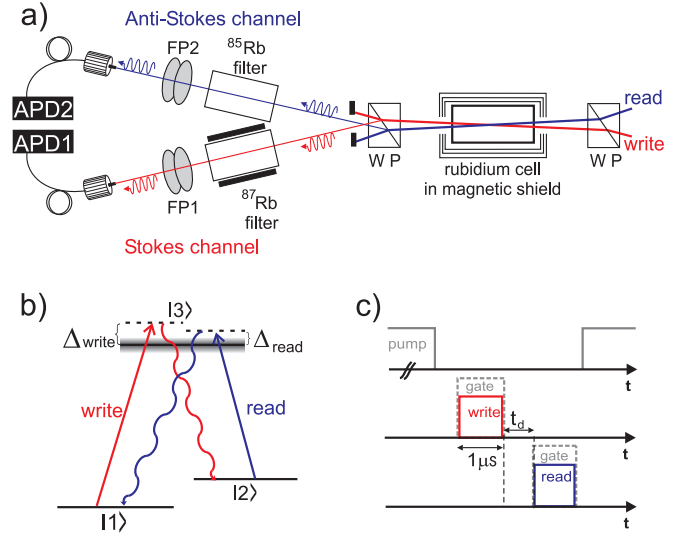


FIG. 1: *a)* Experimental setup: Two control lasers (write and read) are combined at a Wollaston prism (WP) and intersect inside a magnetically shielded  $^{87}\text{Rb}$  vapor cell with Neon buffer gas. The weak signal fields (Stokes and Anti-Stokes) are separated from the control beams at a second polarizer. After spectral filtering, the signal photons are detected by fiber coupled avalanche photo diode (APD). *b)* Simplified level scheme: A lambda system is used to map ground state coherences to the signal fields via two detuned control beams. *c)* Laser pulse timing for spontaneous creation of ground state coherence and delayed read-out.

$|1\rangle$ ,  $|2\rangle$ , excited state  $|3\rangle$ ). First, the atoms are optically pumped to  $|1\rangle$ . Then a write-laser, detuned by  $\Delta_{\text{write}}$  from the  $|1\rangle \rightarrow |3\rangle$  transition induces a spontaneous Raman process. Upon detection of a *Stokes* photon the atoms are projected to a long-lived collective state (the quantum memory), corresponding to a spin-wave excitation. This process can be inverted with a read laser detuned ( $\Delta_{\text{read}}$ ) from the  $|2\rangle \rightarrow |3\rangle$  transition, which converts the spin excitation back to *Anti-Stokes* photons.

In our experimental implementation (Fig. 1) we use hot  $^{87}\text{Rb}$  vapor as the atomic medium. The levels form-

ing the  $\lambda$ -system are given by the  $5^2S_{1/2}, F = 1$  and  $5^2S_{1/2}, F = 2$  ground states (corresponding to  $|1\rangle$  and  $|2\rangle$ ), and the  $5^2P_{1/2}$  manifold comprised in the excited state  $|3\rangle$ . The *write* and *read* processes are controlled by two co-propagating laser beams with orthogonal linear polarizations ( $P_{write} \approx 1$  mW and  $P_{read} \approx 5$  mW) focussed to  $\approx 300$   $\mu\text{m}$  diameter intersecting inside the cell at a small angle  $\alpha \approx 5$  mrad. For linear polarizations, the signal beams are mainly generated with polarizations orthogonal to their respective control beams [19], and can be separated at a crystal polarizer (Wollaston prism). The signals are detected with electronically gated, fibre coupled avalanche photon detectors (PerkinElmer, SPCM-AQR series). This set-up resembles the one described in [15].

To obtain high enough optical depth, the Rb is heated to  $T=60^\circ\text{C}$ , and  $p_{Ne} \approx 7$  torr of Neon buffer gas keeps the hot atoms long enough in the interaction region. All is confined in a 4 cm long glass-cell inside a three layer  $\mu$ -metal shield to reduce magnetic stray fields.

In order to achieve a high enough signal-to-noise ratio, we employ various filter techniques to suppress leakage from the strong *write* (*read*) beams. Before entering the atomic ensemble FP filter cavities reduce the spectrally broad amplified spontaneous emission (ASE) from the *write* (*read*) lasers. These resonators also provide spatially clean beam profiles. Due to the limited extinction ratio of the crystal polarizer ( $\approx 10^{-5}$ ), the strong control beams leak into the respective signal channels, and further filtering is essential. The *write* (*read*) lasers are blue detuned from the  $F = 1(2) \rightarrow F' = 2$  transitions,  $\Delta$  ranging between 0.5 GHz and 1.5 GHz. The *read* channel is filtered by a hot, isotopically enriched  $^{85}\text{Rb}$  vapor cell, which is opaque for the control (*read*) but transparent for the signal (*Anti-Stokes*) frequency. For the *write* channel, we use an optically pumped  $^{87}\text{Rb}$  vapor cell that blocks residual *write* light in the *Stokes* signal. The absorption of the filter cell is broadened by a magnetic field of  $\approx 0.1$  Tesla using permanent magnets, allowing for larger detunings of the *write* laser.

In order to further examine the generated quantum fields in detail, we employ additional Fabry-Perot etalons (free spectral range FSR=5 GHz with FWHM-linewidths of 480 MHz), which allow us to perform frequency resolving scans of the signal channels. Fig. 2 shows a scan of the Stokes channel, while the Fabry-Perot interferometer in the Anti-Stokes channel was tuned to maximum transmission (0.8 counts per pulse). Each data point represents 4000 experimental cycles, which were performed at a repetition rate of 10 kHz. At the bottom left of Fig. 2 shows the intensity spectrum, represented by the mean photon number per puls. As a frequency reference, we included a small fraction of the *write* light by reducing the temperature of the filter cell. The *write* light was blue detuned from the  $F=1 \rightarrow F'=2$  transition by 800 MHz. We find *Stokes* light at a relative red detuning corresponding

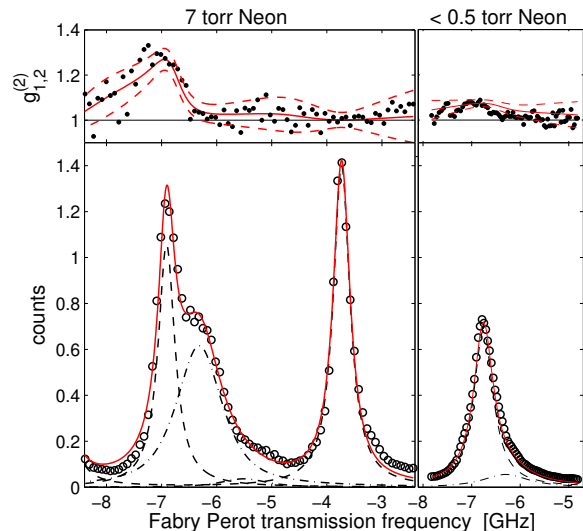


FIG. 2: (*left*) Frequency resolved scan of the Stokes channel with imperfectly filtered *write* light as a frequency reference. The length of a Fabry-Perot interferometer (FP1, FSR=5 GHz) was scanned while the signal intensity (bottom) and its cross correlation to the Anti-Stokes channel (top) were recorded. The model (solid red line) includes the *write* light, and coherent and incoherent contributions to the *Stokes* signal. The data show that only the coherent Stokes contribution is correlated to the Anti-Stokes signal. Statistical uncertainties in the measured cross correlation (black dots) were calculated according to the finite number of experimental cycles. The red dashed lines indicate confidence bands for one sigma deviation. (*right*) Corresponding plots for the mean of four measurements with reduced buffer gas pressure below 0.5 torr. The confidence bands are again one sigma broad.)

to the hyperfine splitting frequency of  $^{87}\text{Rb}$  (6.83 GHz). This frequency is amplified by the medium, and the intensity of this signal can be controlled by the length of the *write* pulse and its detuning from the D1 transition frequency.

The striking observation is that for a vapor cell with buffer gas ( $\sim 7$  torr Neon), an additional contribution to the signal is present, close to the Stokes frequency. The intensity of this signal is independent of the pulse length, and it only becomes significant at the single (few) photon level, where amplification of the Stokes light is negligible. Scans of the retrieve channel revealed a similar signal close to the *Anti-Stokes* frequency.

We attribute the additional signal to incoherent Raman scattering of the *write*(*read*) light, caused by collisional perturbation of the excited state during the *write* (*read*) process. Its frequency should be resonant with the atomic transition. For a more quantitative comparison, we model the incoherent signal using two Voigt lines with a separation of 812 MHz, given by the hyperfine splitting of the excited state. The FWHM-line widths are fixed

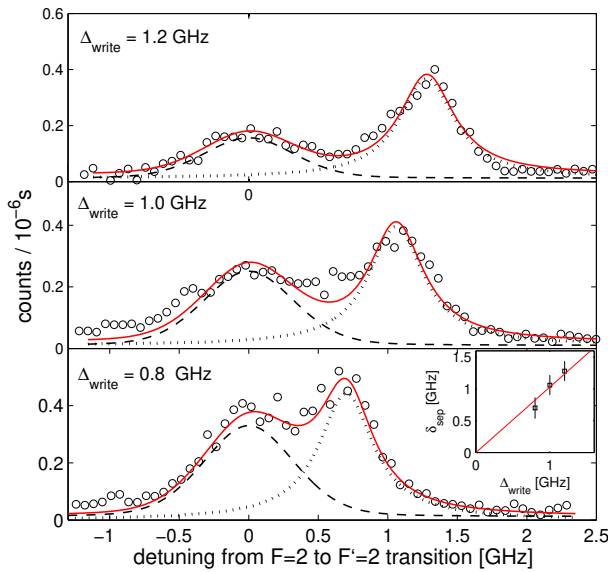


FIG. 3: Coherent and incoherent contributions to the Stokes signal for various *write* detunings. The three upper plots show frequency scans of the Stokes channel, using a Fabry-Perot resonator with a linewidth of 480 MHz and an FSR of 5 GHz. The solid line is a fitted model, including a sharp Stokes peak (dotted) and a broader fluorescence peak (dashed) convoluted with the Fabry-Perot transmission function. The width of the fluorescence is assumed to be given by the Doppler profile according to the atomic temperature. The inset displays the approximate equality of peak separation and write detuning.

to 480 MHz for the Gaussian part, given by the Doppler broadening of Rubidium at a temperature of 60°C, and the Fabry-Perot line width for the Lorentzian part. We find a significant contribution from the upper excited level only. To support this interpretation we performed similar measurements at different detunings (Fig. 3). The frequency difference between the two components equals the *write* detuning from the  $F = 2 \rightarrow F' = 2$  transition.

With the frequency resolved detection we can investigate the coherent nature of the written collective excitation. The upper part of Fig. 2 shows the measured cross correlation  $g_{1,2}^{(2)} = \langle n_1 n_2 \rangle / \langle n_1 \rangle \langle n_2 \rangle$  between the two signal beams. The solid line gives a prediction from a model assuming the collisions during the write process lead to a completely dephased excitation.

While the observed cross correlation is independent of the detection efficiencies, it depends on the signal-to-noise ratios  $\chi_1$  and  $\chi_2$  in the two channels as  $g_{1,2}^{(2)} - 1 = (g_{S,AS}^{(2)} - 1)(1 + 1/\chi_1)^{-1}(1 + 1/\chi_2)^{-1}$ , where  $g_{S,AS}^{(2)}$  is the cross correlation between the noise-free signals. Our data can be described by a single free parameter  $(g_{S,AS}^{(2)} - 1)(1 + 1/\chi_2)^{-1} = 0.35$ . The good agreement of our data with this model shows that only upon detection of *coherently* scattered Stokes light, the ground

state coherence can be converted into correlated Anti-Stokes light during the read pulse, and collisions during the read and write pulse lead to destruction of the quantum excitation.

To support our assumptions, frequency resolving scans have also been taken with strongly reduced buffer gas pressure ( $\sim 0.2$  torr). In this experiment the generation of coherent Stokes light was enhanced, and we lowered the temperature of the Rb vapor (Rb density) to obtain similar count rates in the Stokes channel for the same *write* parameters. At low buffer gas pressure, no significant incoherent contributions are apparent. However, the detection of cross correlation was hampered by the fast atomic diffusion. Atoms leave the interaction region too quickly, resulting in a strongly reduced retrieve efficiency and a low signal-to-noise ratio in the *Anti-Stokes* channel.

The appearance of incoherently scattered light caused by homogeneous broadening has been predicted by Childress et al. [20] for color centers in diamond. They model the perturbations of the excited level as a time dependent detuning with white noise characteristics under the assumption that the perturbing mechanism is slow compared to the optical frequency but faster than the radiative lifetime of the excited state. Their model predicts coherent and incoherent signal contributions with a relative frequency difference equal to the detuning of the driving laser from the atomic transition. The relative weights are given by  $\gamma : \Gamma$ , where  $\Gamma$  is the fluctuation amplitude of the excited state detuning and  $\gamma$  its radiative decay rate.

The model qualitatively describes our findings, especially the frequency difference between the coherent and incoherent part of the spectrum (Fig. 3). The perturbations are given by the collisions, which behave like delta function perturbations. From the diffusion coefficient of  $D_0 = 0.48 \text{ cm}^2 \text{ s}^{-1}$  [21], we estimate a ground state collision rate of  $z = n_{Ne} \sigma_{kin} \langle v_{rel} \rangle \approx 5 \text{ MHz}$  for  $^{87}\text{Rb}$  in Neon at  $T = 60^\circ\text{C}$  and  $p = 7 \text{ torr}$ , giving a lower estimate for the true collision rate for excited states. Therefore the collisions happen fast, but not very frequent compared to the D1 lifetime of  $\tau = 27 \text{ ns}$ , limiting the applicability of the model. For very low *Stokes* amplification we observe the relative weights between the coherent and incoherent part to be roughly equal. From a naive perspective, their ratio should be given by the branching ratio  $r \approx z : \gamma$  of excited state decay with and without intermediate collisions. An accurate description would require a more elaborate model that also includes inhomogeneous doppler broadening and velocity redistribution induced by the collisions.

Our experiments have shown, that the processes during writing and reading collective excitations are very important for the performance of quantum processes. Whereas one usually selects very stable protected states to store the quantum information, the states involved

during reading and writing can be very fragile. If one uses the hyperfine ground states of alkali atoms, the coherence in the nuclear spin states is shielded from collisions by the electrons of the atom. Using special coated cells and noble buffer gas the atoms can endure many ( $> 10^8$ ) collisions before loosing hyperfine coherence. The write and read processes involve electronically excited states, a single collision can destroy the coherence, and (quantum) information is lost.

These write and read errors are very severe in quantum applications. Even though they can be filtered, they add for a quantum repeater protocol to the other deficiencies. This leads to further overhead, since the coherent read-out probability is reduced. To keep the polynomial scaling one must make sure that the overhead does not lead to exhaustion of the memory coherence time. For a quantum memory they directly reduce fidelity.

Consequently, to achieve a high fidelity quantum operation these incoherent processes have to be suppressed by significantly reducing the probability of collisions during the read and write process. This will require a reduced collision rate, which is below the timescale given by the read and write process. For thermal cells this means reducing the buffer gas pressure, which leads to a greatly increased diffusion length and puts more stringent limits on laser power due to the increased beam diameter. In addition, narrow spectral filtering to extract the single photons heralding a successful write or read is required.

To keep these requirements manageable one must keep the atoms in a tight overlap with read and write beams. For a large diffusion length caused by low buffer gas pressure this can be achieved by putting the atoms in a hollow fiber [22], which can also be used to guide the read and write light. The atoms are then kept in the laser beam by collisions with the walls (for a thermal velocity of  $\sim 300$  m/s the typical atom wall collision rate will be  $> 1$  MHz in a  $300 \mu\text{m}$  diameter hole). Here again the excited states during the read and write are not protected during the atom wall collisions. One can avoid excitation during the atom wall collision by forcing the light field to zero at the wall. Working far off resonant, the atoms will evolve adiabatically to the ground state when exiting the light field in approaching the wall. This means the fiber hole will have to be coated by a mirror coating which also protects the stored atomic spin. A different possibility would be to design the guided light field by a photonic band gap structure.

In conclusion we point out that collisions, even though they might not limit the life time of a stored ground state hyperfine coherence, they may severely limit the fidelity for quantum memory when they happen during the write and read process. These collisions, be it with the buffer gas atoms or cell walls are required to keep the atoms in the write / read volume when using thermal vapor cells. Cold atoms have a great advantage because

they allow wall free confinement, and the collision processes happen at timescales many orders of magnitude slower than the the read and write processes.

This work was supported by the Deutsche Forschungsgemeinschaft E. Noether programm contract number PA938 and European Union, Integrated Project FET/QIPC "SCALA".

- 
- [1] N. Gisin, G. Ribordy, W. Tittel, and H. Zbinden, *Rev. Mod. Phys.* **74**, 145 (2002).
  - [2] A. Zeilinger, G. Weihs, T. Jennewein, and M. Aspelmeyer, *Nature* **433**, 230 (2005).
  - [3] L.-M. Duan, M. D. Lukin, J. I. Cirac, and P. Zoller, *Nature (London)* **414**, 413 (2001).
  - [4] H.-J. Briegel, W. Duer, J. I. Cirac, and P. Zoller, *Phys. Rev. Lett.* **81**, 5932 (1998).
  - [5] M. Zukowski, A. Zeilinger, M. A. Horne, and A. Ekert, *Phys. Rev. Lett.* **71**, 4287 (1993).
  - [6] C. H. Bennett, G. Brassard, S. Popescu, B. Schumacher, J. A. Smolin, and W. K. Wootters, *Phys. Rev. Lett.* **76**, 722 (1996).
  - [7] J.-W. Pan, D. Bouwmeester, H. Weinfurter, and A. Zeilinger, *Phys. Rev. Lett.* **80**, 3891 (1998).
  - [8] J.-W. Pan, S. Gasparoni, R. Ursin, G. Weihs, and A. Zeilinger, *Nature* **423**, 417(2003).
  - [9] A. Kuzmich, W. P. Bowen, A. D. Boozer, A. Boca, C. W. Chou, L.-M. Duan, and H. J. Kimble, *Nature (London)* **423**, 731 (2003).
  - [10] D. N. Matsukevich and A. Kuzmich, *Science* **306**, 663 (2004).
  - [11] D. N. Matsukevich, T. Chanelière, S. D. Jenkins, S.-Y. Lan, T. A. B. Kennedy, and A. Kuzmich, *Phys. Rev. Lett.* **97**, 013601 (2006).
  - [12] S. Chen, Y.-A. Chen, T. Strassel, Z.-S. Yuan, B. Zhao, J. Schmiedmayer, and J.-W. Pan, *quant-ph/0607036*.
  - [13] C. W. Chou, H. de Riedmatten, D. Felinto, S. V. Polyakov, S. J. van Enk, and H. J. Kimble, *Nature (London)* **438**, 828 (2005).
  - [14] T. Chanelière, D. N. Matsukevich, S. D. Jenkins, S.-Y. Lan, T. A. B. Kennedy, and A. Kuzmich, *Nature (London)* **438**, 833 (2005).
  - [15] C. H. van der Wal, M. D. Eisaman, A. André, R. L. Walsworth, D. F. Phillips, A. S. Zibrov, and M. D. Lukin, *Science* **301**, 196 (2003).
  - [16] A. André, M. D. Eisaman, R. L. Walsworth, A. S. Zibrov, and M. D. Lukin, *J. Phys. B: At. Mol. Opt. Phys.* **38**, S589 (2005).
  - [17] M. D. Eisaman, A. André, F. Massou, M. Fleischhauer, A. S. Zibrov, and M. D. Lukin, *Nature (London)* **438**, 837 (2005).
  - [18] W. Happer, *Rev. Mod. Phys.* **44**, 169 (1974).
  - [19] R. Wynands, A. Nagel, S. Brandt, D. Meschede, and A. Weis, *Phys. Rev. A* **58**, 196 (1998).
  - [20] L. Childress, J. M. Taylor, A. S. Sørensen, and M. D. Lukin, *Phys. Rev. A* **72**, 052330 (2005).
  - [21] F. A. Franz, *Phys. Rev.* **139**, A603 (1965).
  - [22] F. Benabid, G. Antonopoulos, J. C. Knight, P. St. J. Russel, *Phys. Rev. Lett.* **95**, 213903 (2005).