

Quantized Rotation of Atoms From Photons with Orbital Angular Momentum

M. F. Andersen,¹ C. Ryu,¹ Pierre Cladé,¹ Vasant Natarajan,^{1,*} A. Vaziri,^{1,†} K. Helmerson,¹ and W. D. Phillips¹

¹*Atomic Physics Division, National Institute of Standards and Technology, Gaithersburg, Maryland 20899-8424, USA*

(Dated: May 25, 2019)

We demonstrate the coherent transfer of the orbital angular momentum of a photon to an atom in quantized units of \hbar , using a 2-photon stimulated Raman process with Laguerre-Gaussian beams to generate an atomic vortex state in a Bose-Einstein condensate of sodium atoms. We show that the process is coherent by creating superpositions of different vortex states, where the relative phase between the states is determined by the relative phases of the optical fields. Furthermore, we create vortices of charge 2 by transferring to each atom the orbital angular momentum of two photons.

PACS numbers: 03.75.Lm, 03.75.-b, 32.80.-t, 42.50.Vk

Light can carry two kinds of angular momentum: Internal or spin angular momentum (SAM) associated with its polarization and external or orbital angular momentum (OAM) associated with its spatial mode [1, 2]. The coupling of optical SAM to atoms has been known for over a century [3] and been verified in numerous experiments. Light beams with OAM, however, have only recently been created [4, 5].

The interaction of light with matter inevitably involves the exchange of momentum. In the case of linear momentum (LM), the mechanical effects of light range from comet tails to laser cooling of atoms. The mechanical effect of the angular momentum of light on matter was first demonstrated 70 years ago in an experiment where the SAM of circularly polarized light rotated a birefringent plate [6]. More recently, both the SAM and OAM of light has been used to rotate micron-sized particles held in optical tweezers [7, 8, 9]. Experiments have also been performed on clouds of atoms [10]. In one series of experiments [11], a diffraction grating was created in an atomic cloud, such that diffraction of a Gaussian beam from this grating generated a light beam carrying OAM. Another experiment [12] used a technique similar to phase imprinting [13] to generate a light beam with OAM. In both cases, one can safely assume that mechanical OAM was transferred to the atomic clouds, but the effect of this transfer was not directly observed. (Such an observation would have been difficult, since in both cases, the atomic clouds were incoherent, thermal samples.) No experiment has demonstrated the quantized transfer of the OAM of a photon to an atom.

An atomic gas Bose-Einstein condensate (BEC) allows the study of macroscopic quantum states. For example, the superfluid properties of such quantum degenerate gases can be explored using vortex states (macroscopic rotational atomic states with angular momentum quantized in units of \hbar). The many-body wavefunction of the BEC is very well approximated by the product of identical single-particle wavefunctions, so for a BEC in a vortex state,

each particle carries quantized OAM.

Here, we report the direct observation of the quan-

tized transfer of the OAM of photons to atoms. Using a 2-photon stimulated Raman process, similar to Bragg diffraction [14], but with a Laguerre-Gaussian beam carrying OAM of \hbar per photon, we generate an atomic vortex state in a BEC, corresponding to a cloud of atoms rotating with angular momentum per atom quantized in units of \hbar . Furthermore, we demonstrate that the process is coherent by creating superpositions of different vortex states where the relative phase between the states is determined by the relative phases of the optical fields. Our process represents both a new and well-controlled way of creating a vortex state in a BEC and a new tool for the coherent control of the OAM of atomic samples, complementing existing tools for linear momentum and internal angular momentum.

The first generation of a vortex in a BEC used a "phase engineering" scheme involving a rapidly rotating Gaussian laser beam coupling the external motion to internal state Rabi oscillations [15, 16]. Later schemes included mechanically stirring the BEC with a focused laser beam [17] and "phase imprinting" by adiabatic passage [13, 18]. Over the past decade, numerous papers proposed generating vortices in a BEC using stimulated Raman processes with Laguerre-Gaussian optical fields that carry OAM [19, 20]. This technique produces a single vortex with a chosen number of units of OAM (chosen charge). The process is fully coherent, able to produce superpositions of different vortex states with determined phase. Our experiment is the first realization of this technique, but differs from the proposals in that we do not change the internal atomic states; instead we transfer LM along with OAM.

The set of Laguerre-Gaussian modes (LG_p^l) defines a possible basis set to describe paraxial laser beams [21, 22]. The indices l and p are the winding number (the number of times the phase completes 2π on a closed loop around the axis of propagation) and the number of radial nodes for radius $\rho > 0$, respectively. Each photon in the LG_p^l mode carries $l\hbar$ of OAM along its direction of propagation [1]. In contrast, SAM can only carry \hbar of angular momentum per photon. We use a LG_0^1 mode (sometimes referred to as a doughnut mode), where the

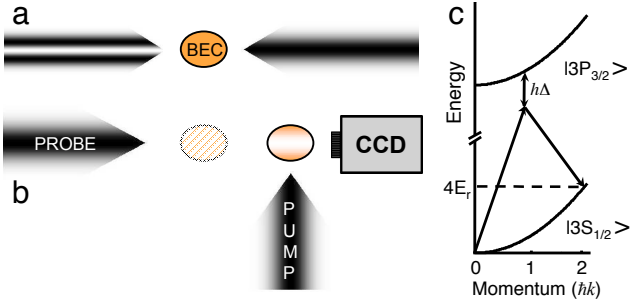


FIG. 1: Schematic of the experiment. (a) Counter-propagating LG_0^1 and Gaussian laser beams, with the same linear polarization and a variable frequency difference of $\delta\nu$, are applied to a BEC. (b) The atoms that have undergone the Raman transition (right cloud) have separated from those that did not (left cloud). A spatially localized pump beam enables independent imaging of each cloud by absorption of a probe beam propagating along the direction of linear momentum transfer. (c) Diagram illustrating energy and momentum conservation of the 2-photon Raman process.

electric field amplitude in polar coordinates at the beam waist varies as,

$$\text{LG}_0^1(\rho, \phi) = \frac{2}{\sqrt{\pi}} \frac{1}{w_0^2} \rho \exp\left(-\frac{\rho^2}{w_0^2}\right) \exp(i\phi), \quad (1)$$

and the peak-to-peak diameter is $\sqrt{2}w_0$. The light is linearly polarized and carries no net SAM.

Figure 1 shows a stimulated Raman scheme using counter-propagating LG_0^1 and Gaussian (G) beams. An atom of mass M , initially at rest, absorbs a LG_0^1 photon and stimulatedly emits a G photon, acquiring $2\hbar k$ of LM ($k = 2\pi/\lambda$ with λ the photon wavelength). As with resonant Bragg diffraction with two G beams, the frequency difference between the two beams, $\delta\nu$, is $4E_r/h = 4\nu_r$, where $E_r = (\hbar k)^2/2M$ is the recoil energy [14]. In addition to LM the atoms pick up the OAM difference between the two photons. The additional energy due to the rotation is small and, for the pulse durations used in this experiment, does not affect the resonance condition [24].

The LM transferred by Bragg diffraction can be viewed as the result of the diffraction of atoms from a moving sinusoidal optical dipole potential generated by the interference of the counter-propagating G beams. Here, the optical dipole potential generated by interference of the counter propagating LG_0^1 and G beams is not sinusoidal, but, due to the radial intensity profile and the helical phase of the LG_0^1 beam, the dipole potential generated is corkscrew like. Diffraction off this corkscrew potential produces a rotating state. The potential is the atom-optics analogue of a phase hologram, and one could generate any desired two-dimensional atomic state using a suitable hologram.

The experiment begins with a BEC of $1\text{--}2 \times 10^6$ sodium atoms in the $|3S_{1/2}, F=1, m_F=-1\rangle$ state, confined in a triaxial time-orbiting potential (TOP) magnetic trap[14]

with trapping frequencies of $\nu_z = \sqrt{2}\nu_y = 2\nu_x = 40$ Hz (gravity along z) yielding a condensate with Thomas-Fermi radii of 21, 30 and 42 μm , respectively. The BEC, after formation, exhibits some oscillation of the center-of-mass about the minimum of the trap with peak-to-peak momentum less than $0.03\hbar k$, due to the relaxation of the trap potential to its final value. A G laser beam, detuned from the D2 line ($\lambda = 589.0$ nm) by $\Delta = -1.5$ GHz (≈ 150 linewidths, enough to prevent any significant spontaneous photon scattering), is split into two beams that pass through separate acousto-optic modulators (AOMs) in order to control their frequency difference $\delta\nu$. One of the beams diffracts from a blazed transmission hologram [4, 5, 23] generating a LG_0^1 mode. The LG_0^1 beam, with a power of 1.5 μW and $w_0 = 85$ μm at the BEC, propagates along x . The G beam, with power 18 μW and $1/e^2$ radius $w_0 \approx 175$ μm , propagates along $-x$. We apply these beams to the trapped atoms as a square pulse 110 μs in time and then turn off the trap. After 6 ms time-of-flight (TOF), during which the atoms propagate ballistically, we image the released atoms by absorption of a probe beam resonant with the $|3S_{1/2}, F=2\rangle$ to $|3P_{3/2}, F=3\rangle$ transition. During imaging the atoms must be optically pumped from the initial $|3S_{1/2}, F=1\rangle$ state into the $|3S_{1/2}, F=2\rangle$ state by a pump beam resonant with the $|3S_{1/2}, F=1\rangle$ to $|3P_{3/2}, F=2\rangle$ transition. Atoms with LM $2\hbar k$ from the Raman process will separate spatially during the TOF from atoms still at rest (see Fig. 1b). We use a focused pump beam spatially localized along x to selectively image clouds of atoms in different LM states using a probe beam propagating along x , the axis of rotation of the LG_0^1 beam.

Figure 2a shows an image of a cloud that has undergone the Raman process with $\delta\nu \approx 4\nu_r$, where the vortex core is observed as a hole in the middle of the cloud. By measuring the relative number of atoms in the stationary cloud and the moving vortex cloud, we find that the optimal transfer into the rotating state happens for $\delta\nu = 97.5 \pm 0.5$ kHz. The difference from the expected value $4\nu_r = 4E_r/h = 100$ kHz is attributed to initial motion of the BEC in the trap. For a 130 μs pulse a maximum transfer of 53% was achieved. The transfer is limited by the spatial mismatch between the (toroidal shape) rotating state and the (inverted parabolic shape) initial BEC; transfer of the entire BEC, in this situation, is impossible.

To measure the angular momentum transferred to the atoms, we perform an interferometric measurement using three optical pulses. The first pulse, consisting of the LG_0^1 beam and the counter-propagating G beam (LG_0^1/G pulse), is 30 μs long and with $\delta\nu \approx 4\nu_r$ transfers about 20% of the atoms to a state with LM $2\hbar k$ and OAM $+\hbar$. The same two beams are used in the second pulse, 60 μs long, but with $\delta\nu \approx -4\nu_r$, which transfers about 40% of the remaining atoms to a state with LM $-2\hbar k$ and OAM $-\hbar$. The third pulse (G/G pulse) is resonant for a

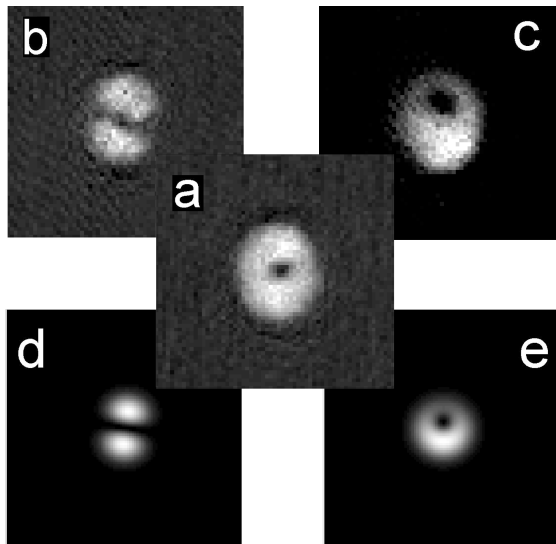


FIG. 2: (a) Absorption image of a cloud that has undergone the Raman transition, taken along the axis of the LG_0^1 beam. The vortex core is seen as a hole in the cloud. (b) Interference between left and right rotating clouds. (c) Interference pattern between a non-rotating and a rotating cloud, showing a displaced hole. (d) Calculated interference pattern between left and right rotating states. (e) Calculated interference pattern between a non-rotating and a rotating state.

second order (4 photon) Raman process between states with momenta $-2\hbar k$ and $+2\hbar k$ [14]. This pulse is $100\ \mu\text{s}$ long (chosen empirically to produce high contrast interference) and is produced by replacing the LG_0^1 beam with a second G beam with $\delta\nu = 0$, $w_0 \approx 200\ \mu\text{m}$ and power of $8\ \mu\text{W}$. There is essentially no delay between the pulses so that atoms with different momenta remain well overlapped spatially during the pulse sequence (clouds with LM difference $2\hbar k$ separate in 1 ms). Fig. 2b is an image of one of the interfering clouds after the three pulses, and corresponds to the superposition of two clouds with OAM $\pm\hbar$ (Fig. 2d). Since the diffracted atoms each have absorbed or been stimulated to emit one LG_0^1 photon, the interference pattern confirms that each LG_0^1 photon transfers \hbar OAM to the atoms. Although interference has previously been used to observe vortex states [15, 25, 26], this is the first interference between independently generated, overlapping counter-rotating vortex states [27].

Since stimulated Raman processes are coherent, we expect the relative quantum phase between the rotating and non-rotating states to be set by the relative phases of the laser beams used. To verify this we perform a two-pulse experiment. The first pulse is a $30\ \mu\text{s}$ LG_0^1/G pulse with $\delta\nu \approx 4\nu_r$, which diffracts atoms into the state with LM $2\hbar k$ and OAM \hbar . The second pulse is a G/G pulse with $\delta\nu \approx 4\nu_r$, which also couples the same two LM states (0 and $2\hbar k$) but without changing the OAM. Fig. 2c is an image of the $2\hbar k$ cloud from the two-pulse sequence. The off-centered hole results from the interference between a

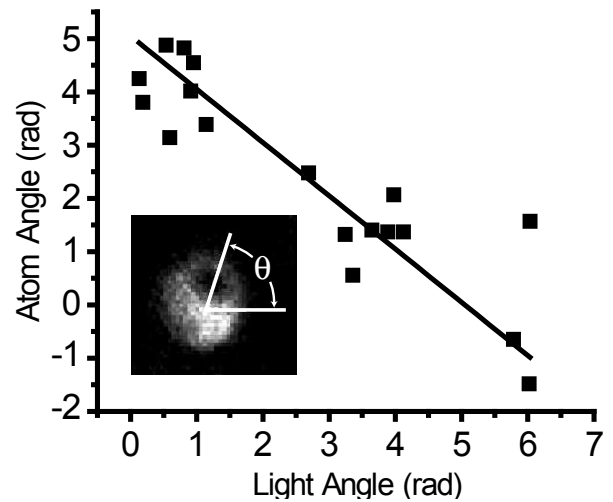


FIG. 3: Angle of the hole in the interference pattern between rotating and non-rotating atomic states as a function of the rotation angle of the optical interference pattern between the LG_0^1 and co-propagating Gaussian beams. The straight line (to guide the eye) has slope -1 . Inset: Image of the atomic interference between a rotating and non-rotating cloud. The hole is displaced from the center and its angular position θ depends on the relative phase between the interfering states.

state rotating with OAM \hbar and a non-rotating state. The direction in which the hole is displaced is determined by the phase between the two states. Such an interference pattern was used to map the phase of a vortex state in [15].

By imaging the interference pattern of the LG_0^1 and the co-propagating G beams on a CCD camera, we measure the relative optical phase between the two beams, thereby determining the relative phase between the corkscrew and the sinusoidal diffractive structures generating the two interfering clouds. (Both pulses use the same counter-propagating G beam.) In Fig. 3 the measured phase of the atomic interference is plotted as a function of the measured optical phase, for 18 consecutive realizations of the experiment. They are correlated, as expected, even though the optical phase is measured 10 ms after the diffracting pulses (4 ms after the TOF image) [28]. This demonstrates that atoms can be put into any desired coherent superposition of different rotational states by controlling the relative phases of the Raman beams.

We generate vortices of higher charge by transferring to each atom the angular momentum from several LG_0^1 photons (see Fig 4a). A $30\ \mu\text{s}$ LG_0^1/G pulse with $\delta\nu \approx 4\nu_r$ first transfers 18% of the atoms into the singly charged vortex state with LM $2\hbar k$. A second LG_0^1/G pulse, $70\ \mu\text{s}$ long with $\delta\nu \approx 12\nu_r$, transfers 80% of these atoms into a doubly charged vortex state with LM $4\hbar k$. Fig. 4b is an image of this state. (A doubly charged vortex has previously been created in a BEC using "phase en-

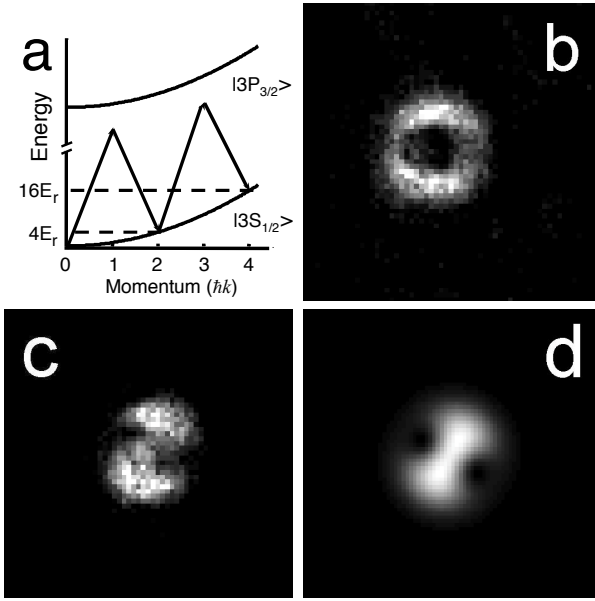


FIG. 4: (a) Two consecutive Raman processes transfer atoms into a doubly charged ($+2\hbar$) vortex state with linear momentum $4\hbar k$. (b) Absorption image of the doubly charged vortex cloud. The core is seen to be larger than for the single charged state of Fig. 2a. (c) Absorption image of the cloud resulting from the interference between a doubly charged state and a non-rotating state. (d) Calculated interference pattern between non-rotating and doubly charged rotating state.

gineering” [29] and phase imprinting [18], respectively.) To verify that this is a doubly charged vortex, we apply a third G/G pulse, $40\ \mu\text{s}$ long with $\delta\nu \approx 8\nu_r$, which couples states with momentum 0 and $4\hbar k$ via a second order Raman process [14]. Fig. 4c is an image of the $4\hbar k$ cloud generated by the three pulses, taken after 6 ms TOF. It corresponds to the interference between a non-rotating cloud and a cloud with OAM $2\hbar$ (see Fig. 4d), as expected.

Our experiments directly demonstrate that the OAM of a photon is transferred coherently to an atom in quantized units of \hbar . Although we transferred LM in addition to OAM, in order to achieve good discrimination between initial and final states of the Raman process because of the small rotational energy, in some situations it might be desirable to generate rotational states with no net LM. For example, atoms in a ring trap [30, 31] could be induced to rotate, resulting in a persistent current of atoms. This could be accomplished by using an initial Bragg diffraction pulse to put atoms in a non-zero LM state from which they could subsequently be transferred to a rotational state with zero LM. Alternatively one could use co-propagating beams and drive transitions between different internal states in the atoms as proposed in [19, 20]. If longer pulse lengths were used, it may be possible to directly induce a rotation of the condensate without changing the internal state or transferring lin-

ear momentum; however, such a process may be strongly suppressed [32] since, in the Thomas-Fermi regime, the rotational energy is much less than the mean-field interaction energy.

In summary, we have demonstrated a new tool to generate arbitrary superpositions of atomic rotational states. This tool, together with tools for controlling LM and internal states, enables total control of an atom. Possible applications of our technique range from generating superflow in atomic vapors to superposition of macroscopic (Schrödinger cat) states. The exchange of OAM between light and atoms may also be useful in quantum information applications [20], for example in quantum repeaters where the flying qubits are photons with OAM [23].

This work was partially supported by ONR, NASA and ARDA. We thank A. Aspect and S. Barnett for helpful discussions. A.V. acknowledges partial support by the European Commission under the Integrated Project Qubit Applications (QAP) funded by the IST directorate as Contract Number 015848.

* Permanent Address: Department of Physics, Indian Institute of Science, Bangalore, India

† Present Address: Institut für Quantenoptik und Quanteninformation, Austrian Academy of Sciences, Boltzmanngasse 3, A-1090 Vienna, AUSTRIA

- [1] L. Allen *et al.*, Phys. Rev. A **45**, 8185 (1992).
- [2] For a collection of papers, see: *Optical Angular Momentum* (eds. S. Allen, S. Barnett and M. J. Padgett, IOP Publishing, Bristol, 2003).
- [3] P. Zeeman, Nature **55**, 347 (1897).
- [4] V. Y. Bazhenov *et al.*, Pis'ma Zh. Eksp. Teor. Fiz. **52**, 1037 (1990) [*JETP Lett.* **52**, 429 (1990)].
- [5] N. R. Heckenberg *et al.*, Opt. Lett. **17**, 221 (1992).
- [6] R. A. Beth, Phys. Rev. **50**, 115 (1936).
- [7] H. He *et al.*, Phys. Rev. Lett. **75**, 826 (1995).
- [8] M. E. J. Friese *et al.*, Phys. Rev. A **54**, 1593 (1996).
- [9] N. B. Simpson *et al.*, Opt. Lett. **22**, 52 (1997).
- [10] In contrast to the situation for a macroscopic object, transfer of the spin angular momentum of a photon to an atom will not result in a mechanical rotation of the atom about the axis of propagation of the photon, but transfer of the orbital angular momentum of the photons will produce a rotation.
- [11] J. W. R. Tabosa and D. V. Petrov, Phys. Rev. Lett. **83**, 4967 (1999); S. Barreiro and J. W. R. Tabosa, Phys. Rev. Lett. **90**, 2876 (1999).
- [12] D. Akamatsu and M. Kozuma, Phys. Rev. A **67**, 023803 (2003).
- [13] T. Isoshima *et al.*, Phys. Rev. A **61**, 063610 (2000).
- [14] M. Kozuma *et al.*, Phys. Rev. Lett. **82**, 871 (1999).
- [15] M. R. Matthews *et al.*, Phys. Rev. Lett. **83**, 2498 (1999).
- [16] J. E. Williams, and M. J. Holland, Nature **401**, 568 (1999).
- [17] K. W. Madison *et al.*, Phys. Rev. Lett. **84**, 806 (2000).
- [18] Y. Shin *et al.*, Phys. Rev. Lett. **93**, 160406 (2004).
- [19] K. P. Marzlin *et al.*, Phys. Rev. Lett. **79**, 4728 (1997); E. L. Bolda, and D. F. Walls, Phys. Lett. A **245**, 32

- (1998); R. Dum *et al.*, Phys. Rev. Lett. **80**, 2972 (1998); G. Nandi *et al.*, Phys. Rev. A **69**, 063606 (2004).
- [20] K. T. Kapale, and J. P. Dowling, Phys. Rev. Lett. **95**, 173601 (2005).
- [21] A. E. Siegman, *Lasers* (University Science Books, Mill Valley, CA, 1986).
- [22] J. Leach *et al.*, Phys. Rev. Lett. **88**, 257901 (2002).
- [23] A. Mair *et al.*, Nature **412**, 313 (2001).
- [24] In our experiment, the rotational energy is less than 1 Hz, which is much smaller than the Fourier width of the Bragg pulse. Therefore, choosing the frequency difference between the two beams to satisfy the Bragg resonance condition of $4\nu_r$ (100 kHz for sodium)[14] is sufficient to resonantly transfer both linear momentum and orbital angular momentum to the atoms.
- [25] F. Chevy *et al.*, Phys. Rev. A **64**, 031601R (2001).
- [26] S. Inouye *et al.*, Phys. Rev. Lett. **87**, 080402 (2001).
- [27] In B. P. Anderson *et al.*, Phys. Rev. Lett. **86** 2926 (2001), a superposition of a left- and right-circulating vortex was created simultaneously to produce a soliton in a BEC [16].)
- [28] The variation in the optical phase, mostly determined by mirror vibrations, appears to be sufficiently small on this short timescale.
- [29] Paul J. Haljan, Thesis, University of Colorado (2002).
- [30] S. Gupta *et al.*, Phys. Rev. Lett. **95**, 143201 (2005).
- [31] M. Cozzini *et al.*, Phys. Rev. A **73**, 013603 (2006).
- [32] Such a suppression was reported by D. M. Stamper-Kurn *et al.*, Phys. Rev. Lett. **83** 2876 (1999) in an attempt to transfer small amounts of linear momentum to a BEC.