

# Prevent eavesdropping with bright reference pulses for practical quantum key distribution

Guang Wu, Jie Chen, Yao Li, Lilin Xu and Heping Zeng<sup>1</sup>

Key Laboratory of Optical and Magnetic Resonance Spectroscopy, and Department of Physics,  
East China Normal University, Shanghai 200062, People's Republic of China

## Abstract

We analyze the application of bright reference pulses to prevent the photon-number-splitting attack in weak-pulse quantum key distribution. It can extend the unconditional secure distance from 24.7 km to 169 km with up-present techniques. To overcome the after-pulses of avalanche-photodiode based single-photon detectors induced by bright reference pulses, additional improvement is put forward for practical applications.

PACS numbers: 03.67.Dd

---

<sup>1</sup> Corresponding authors. Electronic address: [hpzeng@phy.ecnu.edu.cn](mailto:hpzeng@phy.ecnu.edu.cn).

Quantum cryptography (QC) can achieve absolutely secure communications [1,2], which is guaranteed by the fundamental laws of quantum mechanics [3]. However, the practical QC is limited in distance by the bottleneck of the up-present techniques such as lossy quantum channel and imperfect detectors. As a result, the game between QC and eavesdropping still exists [4]. The experimental implementation of quantum key distribution (QKD) has made great progress with the development of practical techniques. It operated only 30 cm at first time in 1989 [5], and now it could operate more than 100 km in single-mode fibers [6,7]. These tremendous progresses mainly benefited from the improvements of single-photon detectors and quantum channel. However, ideal single-photon sources [8] are still immature for practical QKD applications. Current QKD experiments use weak-pulse sources instead. On the other hand, many scenarios of eavesdropping have been put forward against various leaks in practical QKDs [4]. Two of the most important scenarios against weak-pulse sources are intercept-resend (IR) and photon-number-splitting (PNS) attacks. IR attack is the earliest eavesdropping scenario that attacks not only weak-pulse sources but also ideal single-photon sources. Eve intercepts the photons in quantum channel, and probes the intercepted photons in the same way as Bob does. Then she resends new photons according to her probes. It will induce an error probability of  $1/4$  in the BB84 protocol, since half of the probes use incorrect basis. PNS attack is the most powerful attack on weak-pulse sources. Eve splits the multi-photon pulses which are unavoidable in weak-pulse sources. At least one photon is remained to probing while the residual is sent to Bob through her ideal channel. Eve has a quantum memory, which enables her to probe the photons after Bob broadcasts his basis information. Meanwhile, Eve suppresses the single-photon pulses. Then Eve can obtain all the information from the multi-photon pulses as the same as Bob in his

lossy channel. With up-present techniques, the PNS attack suppresses the unconditional security distance less than 50 km, while the limited distance is 208 km due to the IR attack with ideal single-photon source [6]. Therefore, it is very helpful to find efficient mends against the PNS attack.

Hwang, Wang, and H. K. Lo put forward decoy states in Ref. [9] that extend the unconditional transmission distance up to 140 km. The decoy states can actively monitor the PNS attacks by analyzing the yields of signal and decoy-state photons. The original scenario requires infinite decoy states, which is difficult for practical applications. Later on, practical decoy-state scenarios were developed [10] on the basis of long-term stable operation to collect enough decoy and signal states. So far, almost all the long-term stable QKDs in long-distance fiber are based on phase encoding, which are difficult to produce multi-decoy states at high speed. Fortunately, polarizations of single-photon pulses have been controlled with long-term stability of more than 10 hours by using an active feedback technique for auto-compensation of unpredictable polarization scrambling in long-distance fiber up to 100 km [11]. Experimental tests of long-term operations in 50, 75 and 100 km fibers demonstrated that such a single-photon polarization control supported stable polarization encoding in long-distance fibers to facilitate stable “one-way” fiber system for polarization-encoded QKD, which can be readily extended for high-speed decoy-state QKD applications.

For phase-encoded QKDs, it is simple to beat the PNS attack with bright reference pulses (BRPs). The scenario comes from the original B92 protocol [12], which uses BRPs to prevent the IR attacks. Its application against PNS attacks was first mentioned in Ref. [13]. Shortly, M. Koashi put forward a new scenario with an individual channel to transmit BRPs against PNS attacks [14].

Nevertheless, its practical applications in long-distance fiber are difficult due to the unpredictable phase drifts. Ref [15] presents a sideband detection scheme that uses BRPs to beat PNS attacks. The time-bin of signal pulses at the sideband frequencies  $\omega_0 + \Omega$  and  $\omega_0 - \Omega$  are the same as that of the BRPs at  $\omega_0$ . Then the only way to avoid the disturbance of BRPs is to improve the isolation of the filter, which is limited by the up-present techniques. In this paper, we analyze the BRP method against PNS attacks in detail. Our analyses are based on the BB84 protocol, but it is also applicable to the B92 protocol. Our theoretical estimation gives the unconditional security limit and the corresponding intensity of BRPs for practical QKDs.

Figure 1 presents a typical schematic set-up of the weak-pulse QKD with the BRPs. Alice uses an unsymmetrical Mach-Zehnder interferometer (MZ1) to produce a BRP followed by a weak signal pulse. Bob uses another unsymmetrical Mach-Zehnder (MZ2) to decode the signals. If the arm length difference of MZ1 is the same as that of MZ2, there are three photon pulses that enter Bob's single-photon detectors successively. The first photon pulse is both attenuated by BS1 and BS2, signed as dim pulse (D). The second photon pulse attenuated by BS1 or BS2 which include Alice and Bob's phase information, signed as signal pulse (S). The third photon pulse isn't attenuated, signed as BRP (B). In the ideal condition, Bob can detect the BRP every clock. If Eve wants to suppress both the signal pulses and the BRPs, Bob will detect Eve immediately. Else if Eve only suppresses the signal pulses, and the BRPs will produce half interference errors in Bob's MZ interferometer. Then Alice and Bob can find her by comparing their quantum bit error rate (QBER).

We suppose that Eve has an infinite power obeying the physics laws. She can easily run the IR and PNS attacks. And Bob has high-performance single-photon detectors without any after-pulses.

The photon pulses obey the Poissonian distribution  $P_n(\mu) = e^{-\mu} \mu^n / n!$ . The mean photon numbers ( $\langle PN \rangle$ ) of signal and BRPs are  $\mu_s$  and  $\mu_B$ , respectively. The probability that  $i$ -photon-number pulses detected by Bob is given by

$$\eta_i = 1 - (1 - \eta_t \eta_d)^i, \quad (1)$$

where  $\eta_t$  is the channel loss ( $10^{-0.21L/10}$ ),  $L$  is the fiber distance, and  $\eta_d$  is the detecting efficiency of Bob's detectors (including the losses of Bob's decoding components). In the practical realization, the detection efficiency of single-photon detectors cannot be 100%. As a result, Bob cannot detect the BRP every clock. His overall probability of empty detection of the BRPs is given by

$$D_B(0) = \sum_{i=0}^{\infty} P_i(\mu_s) (1 - \eta_t \eta_d)^i = e^{-\eta_t \eta_d \mu_B}. \quad (2)$$

Note that Eve cannot change Bob's detecting probabilities of signal pulses and BRPs. So, she can at best suppress  $D_B(0)$  of the single-photon number pulses. However, Eve can still obtain the information from multi-photon pulses and IR attacks from single-photon pulses. Her yield of the useful signal pulses is given by

$$Y_{Eve} = Y_{PNS} + Y_{IR}. \quad (3)$$

Here we first consider that the channel loss is high to allow Eve to split at least one photon from every multi-photon pulse. Then Bob's yield of the detected signal pulses is given by

$$Y_{Bob} = Y_{Eve} + [P_1(\mu_s) - D_B(0)] \cdot \eta_t \cdot \eta_d - Y_{IR}, \quad (4)$$

The condition for security requires  $Y_{Bob} - Y_{Eve} > 0$ , which is  $P_1(\mu_s) - D_B(0) > Y_{IR}$ . The pulses suffered IR attack will cause the QBER as 1/4. Then, the criterion condition of the scenario can provide the up-limit of the bit error rate per pulse when all the survival from PNS attack is suffered IR attack.

It is given by

$$e^U < \frac{1}{4}[P_1(\mu_s) - D_B(0)] \cdot \eta_t \cdot \eta_d. \quad (5)$$

Bob's bit error rate per pulse is given by

$$e_{Bob} = \sum_{i=0}^{\infty} e_i = \sum_{i=0}^{\infty} [e_0 Y_{Bob}(0) + e_{detector} Y_{Bob}(i)] = e_0 Y_{Bob}(0) + e_{detector} (1 - e^{-\eta_t \eta_d}), \quad (6)$$

where  $Y_{Bob}(0)$  is the dark-counts and back-ground noises detected by Bob and  $e_0$  is the error probability caused by  $Y_{Bob}(0)$ . As  $Y_{Bob}(0)$  randomly takes place, we have  $e_0=1/2$ .  $e_{detector}$  is the probability that the photon enters the wrong detector, which is mainly induced by the faulty optical interference. Here, we consider it is individual with the distance.

We estimate the scenario with the experimental data of the ref [6]. For equation (5), the best value of  $P_1(\mu_s)$  is 0.368 ( $\mu_s=1$ ). Figure 2 gives the unconditional secure QKD distance varying with the intensity of the BRPs. According to the equation (7) in ref [16], the limit secure distance without BRPs is 24.7 km, corresponding to  $\langle PN \rangle=106$  of the BRPs. Less number won't be helpful to the QKD anymore. The intensity of the BRPs should exponentially rise with the distance. The longest distance is 169 km when the BRPs reach  $\langle PN \rangle=5.5E5$ , and more photons won't ensure longer distance because of the background light and dark-counts of single-photon detectors. With  $\langle PN \rangle=5.5E5$  for the BRPs,  $D_B(0) \approx 9.4E-4$ , which is very small as compared with  $P_1(\mu_s)=0.368$ . In what follows, we neglect  $D_B(0)$ .

Eve cannot change Bob's yield to avoid exposure. When the channel loss is very low, she can only split partial multi-photon pulses which is decided by

$$\sum_{i=2}^{\infty} P_i(\mu_s) \cdot [1 - (1 - \eta_d)^{i-1}] \geq \sum_{i=2}^{\infty} P_i(\mu_s) \cdot [1 - (1 - \eta_t \eta_d)^i] \quad (7)$$

The threshold that Eve can split all the multi-photon pulses is  $\eta_t \leq 0.58$  ( $\geq 2.3$ dB, or equivalently a fiber length of 10.9 km). As the BRPs are dispensable within 24.7 km, we just consider the

distance which is longer than 24.7 km. So, the sum yields that Eve can eavesdrops is given by

$$Y_{Eve} = \sum_{i=2}^{\infty} P_i(\mu_S) \cdot [1 - (1 - \eta_t \eta_d)^i] + 4e_{detector} (1 - e^{-\eta_t \eta_d}) \quad (7)$$

And her QBER with Alice is given by

$$E_{Eve} = \frac{e_{detector} (1 - e^{-\eta_t \eta_d})}{Y_{Eve}} \quad (8)$$

And, Bob's yield is also given by

$$Y_{Bob} = \sum_{i=0}^{\infty} P_i(\mu_S) \cdot [1 - (1 - \eta_t \eta_d)^i] = 1 - e^{-\eta_t \eta_d} \quad (9)$$

His QBER with Alice is given by

$$E_{Bob} = \frac{e_{Bob}}{Y_{Bob}} \quad (10)$$

As a result, the generation key rates of Eve and Bob are given by

$$R_{Eve} = \frac{1}{2} Y_{Eve} [1 - H_2(E_{Eve})], \quad (11)$$

$$R_{Bob} = \frac{1}{2} Y_{Bob} [1 - H_2(E_{Bob})], \quad (12)$$

where  $H_2(x)$  is the binary Shannon information function, given by

$$H_2(x) = -x \log_2(x) - (1 - x) \log_2(1 - x) \quad (13)$$

Figure 3 shows the generation key rate with the distance. It also gives the difference between  $R_{Bob}$  and  $R_{Eve}$  ( $\Delta R$ ), which corresponds to the absolutely secure generation keys. The limit unconditional secure distance is 169 km. Here, the mean photon number of signal pulses is 1 per pulse. The result is also applicable to the scenario of ref [15].

Differing from ref [15], the BRPs come to the detectors  $\Delta t$  after the signal pulses. They won't disturb the signal in the same clock, but their after-pulses will tremendously increase the false clicks to the next signals if the avalanche-photodiode based single-photon detectors are used in

time-differential gated mode. It will cause large errors at high speed (eg. it will induce  $4\text{E-}3$  per pulse of the bit error rate at the repetition rate of 1 MHz when the probability of after-pulses is 0.8% after  $1\text{ }\mu\text{s}$  [17]). It means that the sum key rate should higher than  $3\text{E-}3$  per pulse, corresponding to about 30 km. To avoid after-pulses of the BRPs, we believe that it is impractical to use the same detectors with the signal pulses. The BRPs must be switched to the other detectors from the signal pulses, and it is viable because they are separated in different time-bins. The BRPs can be switched to the other single-photon detectors by adding two optical switches before the signal detectors D1 and D2. Fortunately, 10-GHz ultra-high-speed optical-switches are commercially available with the crosstalk as -20dB. We measured the influence of crosstalk on signal detection by inputting the photons after the detecting gate at 1 MHz. They won't induce any false clicks when they are less than 100 photons per pulse. Therefore, the BRPs won't disturb the signal detection any more (e.g. There are 155 reference photons per pulse reaching Bob's components after 169-km fibers and less than one photon per pulse come into the signal detectors. So it is easy to use only one monitoring detector after either optical switch, by doubling the intensity of the BRPs).

In conclusion, we analyze the scenario to beat the photon-number-splitting attacks with the bright reference pulses. It extends the limit unconditional distance to 169 km using the weak-pulse source. As the after-pulses disturb the signal detection, we put forward a solution by switching the bright reference pulses to the other detectors. As a result, the improved scenario can maintain 169-km unconditional secure QKD with up-present techniques.

This work was partly supported by Program for Changjiang Scholars and Innovative Research Team in University (PCSIRT), National Natural Science Fund (Grants 10525416 and 10374028),



National Key Project for Basic Research (Grant 2001CB309301), key project sponsored by

National Education Ministry of China (Grant 104193), and and ECNU PhD Scholarship.

## References

- [1] C. H. Bennett and G. Brassard, in Proceedings of the IEEE International Conference on Computers, Systems, and Signal Processing, Bangalore, India (IEEE, New York, 1984), p. 175.
- [2] N. Gisin, G. Ribordy, W. Tittel, and H. Zbinden, *Rev. Mod. Phys.* 74, 145 (2002).
- [3] D. Mayers, *J. ACM* 48, 35 (2001); H. K. Lo and H. F. Chau, *Science* 283, 2050 (1999); P. W. Shor and J. Preskill, *Phys. Rev. Lett.* 85, 441 (2000); A. K. Ekert and B. Huttner, *J. Mod. Opt.* 41, 2455 (1994); D. Deutsch et al., *Phys. Rev. Lett.* 77, 2818 (1996).
- [4] A. K. Ekert, B. Huttner, G. M. Palma, and A. Peres, *Phys. Rev. A* 50, 1047 (1994); B. Huttner, N. Imoto, N. Gisin, and T. Mor, *Phys. Rev. A* 51, 1863 (1995); N. Lutkenhaus and M. Jahma, *New J. Phys.* 4, 44 (2002); M. Curty and N. Lutkenhaus, *Phys. Rev. A* 71, 062301 (2005).
- [5] C. H. Bennett et al., *J. Cryptology* 5, 3 (1992)
- [6] C. Gobby, Z. L. Yuan, and A. J. Shields, *Appl. Phys. Lett.* 84, 3762 (2004) ( $\eta_{\text{Bob}}=0.045$ ,  $Y_{\text{Bob}}(0)=1.7\text{E-}6$ ,  $e_{\text{detector}}=3.3\%$ , and the loss of fiber is 0.21dB/km at 1550nm. )
- [7] X. F. Mo, et al., *Opt. Lett.* 30, 2632 (2005).
- [8] E Wu, et al., *Opt. Express* 14, 1296 (2006); J. McKeever, et al., *Science* 303, 1992 (2004).
- [9] W. Y. Hwang, *Phys. Rev. Lett.* 91, 057901 (2003); X. B. Wang, *Phys. Rev. Lett.* 94, 230503 (2005); H. K. Lo, X. F. Ma, and K. Chen, *Phys. Rev. Lett.* 94, 230504 (2005);
- [10] X. F. Ma, B. Qi, Y. Zhao, and H. K. Lo, *Phys. Rev. A* 72, 012326 (2005); X. B. Wang, *Phys. Rev. A* 72, 012322 (2005).
- [11] G. Wu, J. Chen, Y. Li, and H. P. Zeng, quant-ph/0606108 (2006)
- [12] C. H. Bennett, *Phys. Rev. Lett.* 68, 3121 (1992)
- [13] A. Acin, N. Gisin, and V. Scarani, *Phys. Rev. A* 69, 012309 (2004)
- [14] M. Koashi, *Phys. Rev. Lett.* 93, 120501 (2004)
- [15] O. L. Guerreau, F. J. Malassenet, S. W. McLaughlin, and J. M. Merolla, *IEEE Photon. Tech. Lett.* 1, 1 (2005)
- [16] G. Brassard, N. Lutkenhaus, T. Mor, and B. C. Sanders, *Phys. Rev. Lett.* 85, 1330 (2000)
- [17] A. Yoshizawa, R. Kaji, and H. Tsuchida, *Opt. Express* 11, 1303 (2003)

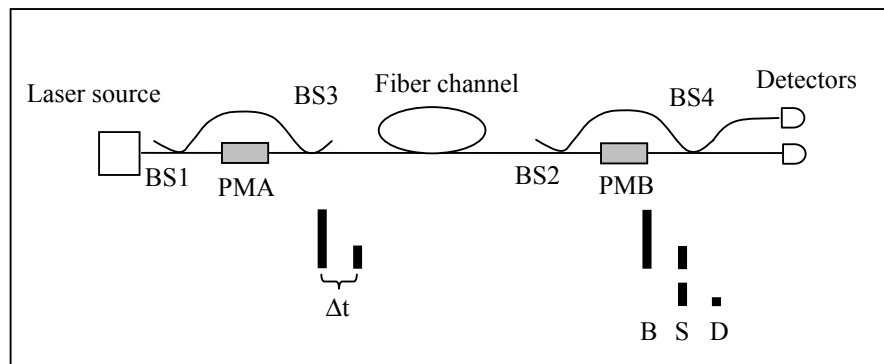


Figure 1, the schematic set-up of the weak-pulse QKD with the BRPs, where BS1 and BS2 are the unsymmetrical beam splitters, BS3 and BS4 are the 50:50 beam splitters, PMA and PMB are the phase modulators of Alice and Bob, respectively, and Detectors are the single-photon detectors.

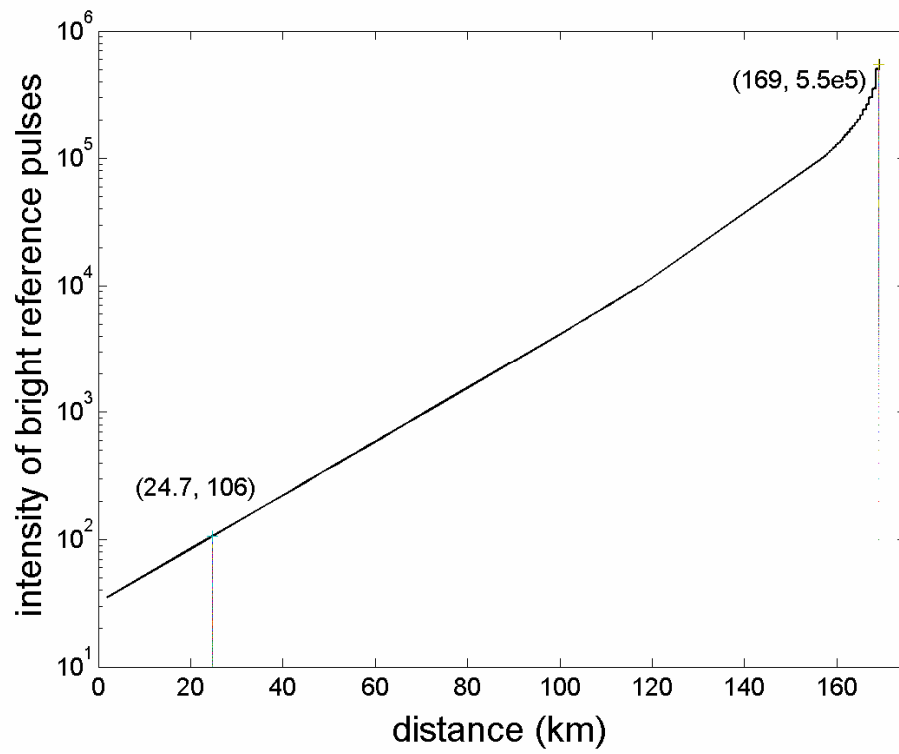


Figure 2 the intensity of the bright reference pulses varies with the distance.

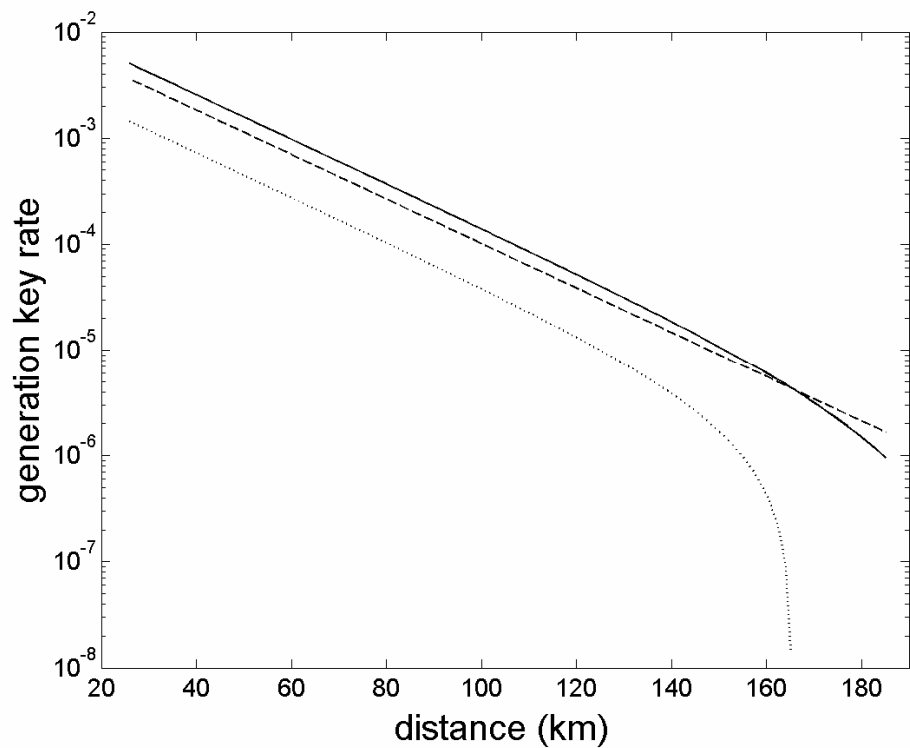


Figure 3 the generation key rates of Bob ( $R_{\text{Bob}}$ ), Eve ( $R_{\text{Eve}}$ ) and their difference ( $\Delta R$ ). Where the solid line is  $R_{\text{Bob}}$ , the dashed line is  $R_{\text{Eve}}$ , and the dotted line is  $\Delta R$ .