

All-Optical Measurement Based QIP in Quantum Dots

Avinash Kolli,^{1,*} Brendon W. Lovett,^{1,†} Simon C. Benjamin,¹ and Tom M. Stace²

¹Department of Materials, Oxford University, Oxford OX1 3PH, UK

²DAMTP, University of Cambridge, Cambridge, CB3 0WA, UK

Parity measurements on qubits can generate the entanglement resource necessary for scalable quantum computation. Here we describe a method for fast optical parity measurements on electron spin qubits within coupled quantum dots. The measurement scheme, which can be realised with existing technology, consists of the optical excitation of excitonic states followed by monitored relaxation. Conditional on the observation of a photon, the system is projected into the odd/even parity subspaces. Our model incorporates all the primary sources of error, including detector inefficiency, effects of spatial separation and non-resonance of the dots, and also unwanted excitations. Through an analytical treatment we establish that the scheme is robust to such effects. Two applications are presented: a realisation of a CNOT gate, and a technique for growing large scale graph states.

Quantum computation (QC) offers the possibility of exponential speed-up over classical computation [1]. Many of the ideas put forward for implementing QC in the solid state involve using electron spins to represent qubits. In order to create controlled entanglement these schemes typically envisage some mechanism for switching on and off spin-spin interactions [2]. This is an enormous challenge experimentally. Recently, Beenakker *et al.* [3] have shown that it is possible to use parity measurements on pairs of spins rather than interaction switching. Together with single spin rotations, such measurements suffice to implement scalable QC. A scheme for exploiting this idea in the solid state with electrostatically defined dots has been advanced by Engel and Loss [4]. This idea relies on charge detection and therefore requires electrode structures in the vicinity of the qubits. Here we consider an alternative optical measurement of spin parity that can be implemented in quantum dot (QD) structures.

The optical process involves the excitation of odd-parity spin states to higher excitonic states. The readout is achieved by the radiative relaxation of these excited states, and then the observation of a photon which projects the system into the odd-parity subspace. Conversely, when no photon is observed the system is projected into the even-parity subspace. Since any additional single qubit gates can also be implemented through optical pulses [5], this scheme constitutes an all-optical approach to measurement based QC in the solid state.

Model - Consider two QDs, each of which are n doped so that they each contain an excess conduction band electron. The qubit basis $|0\rangle$ and $|1\rangle$ is defined by the electron spin states $m_z = -1/2$ and $1/2$ respectively. We consider subjecting the structure to a single laser radiating both QDs with σ^+ polarised light. By the Pauli blocking effect, the creation of an exciton is possible only for the $|m_z = 1/2\rangle$ state [6]. This exciton-spin (trion) state is denoted as $|X\rangle$.

The Hamiltonian for our two quantum dots driven by a classical laser field is

$$H(t) = \omega_a |X\rangle\langle X| \otimes \hat{I} + \omega_b \hat{I} \otimes |X\rangle\langle X| + V_{XX} |XX\rangle\langle XX| + V_F (|1X\rangle\langle X1| + H.c.) + \Omega \cos \omega_l t (|1\rangle\langle X| \otimes \hat{I} + \hat{I} \otimes |1\rangle\langle X| + H.c.), \quad (1)$$

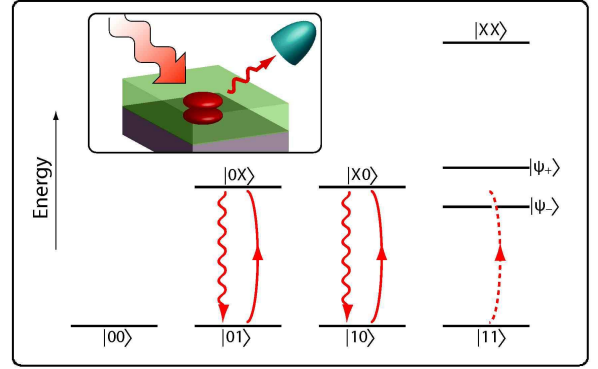


FIG. 1: Inset: schematic of a system suitable for a two-qubit demonstration. The double dot is subjected to an excitation pulse and monitored for photon emission (collection apparatus not shown). Main figure: energy level structure for two resonant dots, showing the operation of the parity measurement. The creation of excitons is only possible in the odd-parity subspace. The relaxation process in the odd-parity subspace results in the emission of a photon which is subsequently detected.

where H.c. denotes hermitian conjugate and ω_a and ω_b are the exciton creation energies for dot a and dot b respectively. V_F is the strength of the Foerster interaction, which causes exciton transfer between the dots via virtual photon exchange. V_{XX} is the biexcitonic energy shift due to the exciton-exciton dipole interaction, Ω is the time-dependent laser coupling (assumed to be the same for both dots), and ω_l is the laser frequency. We have neglected the energy difference between the $|0\rangle$ and $|1\rangle$ states, as it is negligible on the exciton energy scale. The Foerster interaction is non-magnetic and couples only states $|X1\rangle$ and $|1X\rangle$. We first consider resonant dots such that $\omega_a = \omega_b = \omega_0$.

The Hamiltonian (1) may be decoupled into three subspaces with no interactions between them: $H_0 = \{|00\rangle\}$, $H_1 = \{|01\rangle, |0X\rangle, |10\rangle, |X0\rangle\}$, $H_2 = \{|11\rangle, |X1\rangle, |X1\rangle, |XX\rangle\}$. Let us look at the Hamiltonian for the last of these subspaces. We write this in basis of the eigenstates for $\Omega = 0$, which are $|11\rangle$, $|\psi_+\rangle = \frac{1}{\sqrt{2}}(|1X\rangle + |X1\rangle)$, $|\psi_-\rangle = \frac{1}{\sqrt{2}}(|1X\rangle - |X1\rangle)$

and $|XX\rangle$. The degeneracy of the $|\psi_-\rangle$ and $|\psi_+\rangle$ levels is lifted by the Foerster interaction, resulting in two states each containing a delocalized exciton. In this basis:

$$H_2 = (\omega_0 + V_F)|\psi_+\rangle\langle\psi_+| + (\omega_0 - V_F)|\psi_-\rangle\langle\psi_-| \\ + (2\omega_0 + V_{XX})|XX\rangle\langle XX| \\ + \Omega' \cos \omega_l t (|11\rangle\langle\psi_+| + |\psi_+\rangle\langle XX| + h.c.). \quad (2)$$

The only dipole allowed transitions in this subspace are between $|11\rangle$ and $|\psi_+\rangle$, and between $|\psi_+\rangle$ and $|XX\rangle$, each with a coupling strength of $\Omega' = \Omega\sqrt{2}$.

We achieve our parity-measurement by applying a π -pulse tuned to the exciton creation energy ω_0 , which will populate the $|0X\rangle$ and $|X0\rangle$ states fully, while the $|00\rangle$ and $|11\rangle$ states remain as they are owing to the Foerster splitting. Next we allow the system to relax: if we measure a photon without determining from which QD it originated, we expect the state of the system to be projected into the spin-parity odd subspace while retaining the initial coherence between the $|01\rangle$ and $|10\rangle$ states. If no photon is measured then we expect that the system will collapse into the even-parity subspace, again retaining the necessary coherence for the parity-measurement.

For perfect fidelity of operation we need to ensure that after the initialization procedure there is no population of the $|\psi_+\rangle$ and $|XX\rangle$ states. Returning to the Hamiltonian for the H_2 subspace (Eq. 2), and moving into a frame rotating at frequency $\omega_l = \omega_0$, we may write

$$H_2 = -V_F|\psi_-\rangle\langle\psi_-| + V_F|\psi_+\rangle\langle\psi_+| + V_{XX}|XX\rangle\langle XX| \\ + \Omega'/2(|11\rangle\langle\psi_+| + |\psi_+\rangle\langle XX| + h.c.). \quad (3)$$

Under the conditions $|V_F|, |V_{XX}| \gg |\Omega'|/2$ the $|11\rangle \leftrightarrow |\psi_+\rangle$ and $|\psi_+\rangle \leftrightarrow |XX\rangle$ transitions are suppressed.

We use the Conditional Master Equation (CME) formalism to analyse the dynamics of our measurement process. As described in [7, 8] the CME for a system with n imperfect measurement channels is:

$$d\rho_c = -i[H, \rho_c]dt \\ + \sum_{j=1}^n \left\{ (\eta_j \text{Tr}(\mathcal{J}[c_j]\rho_c)\rho_c + (1 - \eta_j)\mathcal{J}[c_j] \right. \\ \left. - \mathcal{A}[c_j]\rho_c)dt + \left(\frac{\mathcal{J}[c_j]\rho_c}{\text{Tr}(\mathcal{J}[c_j]\rho_c)} - \rho_c \right) dN_j \right\}, \quad (4)$$

where ρ_c is the density matrix of the system, H is the system Hamiltonian in the interaction picture, c_j is the Lindblad operator through which the system couples to the measurement channel j , $\mathcal{J}[c_j]$ is the jump operator which projects out the component of the state that is consistent with a detection in channel j and is defined as $\mathcal{J}[c_j]\rho_c = c_j^\dagger \rho_c c_j$. $\mathcal{A}[c_j]$ is defined as $\mathcal{A}[c_j]\rho_c = \frac{1}{2}(c_j^\dagger c_j \rho_c + \rho_c c_j^\dagger c_j)$, η_j is the efficiency of detector channel j and dN_j is the classical stochastic increment taking the values $\{0, 1\}$ and denotes the number of photons detected from channel j in the interval $t, t + dt$. Eq. 4

is equivalent to the linear, unnormalised, conditional master equation

$$\dot{\tilde{\rho}} = -i[H, \tilde{\rho}] + \sum_j^n \{ (1 - \eta_j)\mathcal{J}[c_j]\tilde{\rho} - \mathcal{A}[c_j]\tilde{\rho} \}. \quad (5)$$

where $\rho_c = \tilde{\rho}/\text{Tr}(\tilde{\rho})$.

For coupling strengths satisfying the criteria following Eq. 3, we are able to consider only one coupling channel describing the continuous measurement process. This coupling channel describes the radiative decay of the excited states in the odd-parity subspace. The coupling operator is taken to be of the form $c_1 = \sqrt{\Gamma_1}(|10\rangle\langle X0| + |01\rangle\langle 0X|)$, where $\sqrt{\Gamma_1}$ is the decay rate for a single exciton, and the detector efficiency is η_1 . This form of the Lindblad operator ensures that the measurement does not distinguish photons originating from different dots which, as we show later, is reasonable for sufficiently close QDs.

In order to characterize the time dependence of this relaxation, we consider typical interaction strengths $V_F = 0.85$ meV [9] and $V_{XX} = 5$ meV [10, 11], while a typical exciton creation energy is $\omega_0 = 2$ eV. We also require that $\Omega \sim 0.1$ meV. The typical decay rate for an exciton in a QD has been measured to be $\tau_X \approx 1$ ns [12], which gives a decay constant of $\Gamma_1 \approx 4$ μ eV.

We define the fidelity of the entangling gate, conditional on not measuring a photon by time t , as $F_0(t) = \langle \psi_E | \rho(t) | \psi_E \rangle$ with target state $|\psi_E\rangle = \alpha_{00}|00\rangle + \alpha_{11}|11\rangle$. The fidelity conditional on measuring the photon at time t having previously not measured it is $F_1(t) = \langle \psi_O | \rho(t) | \psi_O \rangle$ with target state $|\psi_O\rangle = \alpha_{01}|01\rangle + \alpha_{10}|10\rangle$.

We solve the CME analytically for our simple model, with the state initially in an equal superposition of all four computational basis states. The probability, p_{even} , that at a time t we are in the even subspace conditioned on not observing photon is:

$$p_{\text{even}}(t) = \frac{1}{2 + \eta_1(e^{-\Gamma_1 t} - 1)}, \quad (6)$$

while, on measuring a photon the probability that we have collapsed into the odd-space, $p_{\text{odd}}(t)$, is unity, as expected. The probability $p_{\text{even}}(t)$ is plotted in Fig. 2 as a function of time and detector efficiency η_1 .

The fidelity of our entangling gate is highly dependant on the efficiency of our photon detector. In the limit $t \rightarrow \infty$ we obtain the fidelity: $F_0 = (2 - \eta_1)^{-1}$. Realistically, the losses at various stages in the detection procedure give rise to a photon detection efficiency of 50% [13]; we will use this value throughout the rest of the paper.

The probability of a photon being emitted is extremely low after a time of 10 ns and there is essentially no further evolution beyond this time. This sets a characteristic time-scale for the measurement process. To boost the fidelity of our gate we can repeat the excite-decay procedure several times. Every time no photon is measured, we increase the possibility that

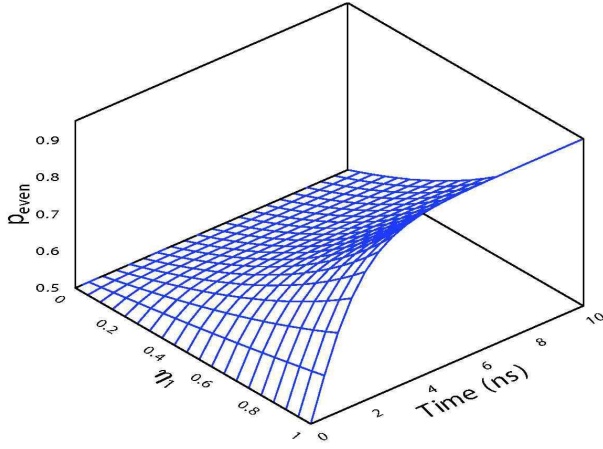


FIG. 2: Probability that the state is in the even-parity subspace p_{even} conditional on not measuring a photon.

no decay has ever occurred and so improve the fidelity of the operation.

We have shown above that on detection of a photon, we obtain a perfect fidelity for our gate. However, we have up to this point chosen to neglect a number of important effects which will reduce the performance of our gate. For example, we have ignored the effects of excitations to the $|\psi_+\rangle$ and $|XX\rangle$ states. We have also ignored two possible ways in which the QDs could be distinguished when a photon is detected, namely spatial separation and non-resonance of the QDs. The effects of these three factors will be analysed in the following sections.

To analyze the effect of spatial separation we derive the CME from first principles, starting from the microscopic Hamiltonian: $H_{\text{tot}} = \omega_0(c_A^\dagger c_A + c_B^\dagger c_B) + \sum_k \omega_k a_k^\dagger a_k + H_I$, where

$$H_I = \sum_{\mathbf{k}} (\mu \cdot \hat{\sigma}_{\mathbf{k}}) \epsilon_{\mathbf{k}} a_{\mathbf{k}} e^{i\mathbf{k} \cdot \mathbf{r}} (c_A^\dagger + e^{i\mathbf{k} \cdot \Delta \mathbf{r}} c_B^\dagger) + h.c. \quad (7)$$

μ is the dipole moment vector for each qubit, $\hat{\sigma}_{\mathbf{k}}$ is the polarisation vector for the electric field, $a_{\mathbf{k}}$ is the annihilation operator for a quantum of the electric field, \mathbf{k} is the wavevector for the electric field, $c_{A,B}$ represents the annihilation operator for an exciton on dot A,B respectively. $\Delta \mathbf{r}$ is the center-to-center separation of the dots.

To proceed we iterate the Schroedinger Equation twice to obtain an integro-differential equation describing the evolution. Then we trace out the environmental degrees of freedom to obtain an unconditional master equation. Finally we generate a CME by defining a jump operator describing the detection process. This yields the following:

$$\dot{\tilde{\rho}} = -i[H, \tilde{\rho}] + \sum_{\mathbf{k}} (1 - \eta_{\mathbf{k}}) P_{\mathbf{k}} \tilde{\rho} P_{\mathbf{k}}^\dagger - \{P_{\mathbf{k}}^\dagger P_{\mathbf{k}} \tilde{\rho} + \tilde{\rho} P_{\mathbf{k}}^\dagger P_{\mathbf{k}}\}, \quad (8)$$

where $P_{\mathbf{k}}^\dagger(r) = (\mu \cdot \hat{\sigma}_{\mathbf{k}}) \epsilon_{\mathbf{k}} e^{i\mathbf{k} \cdot \mathbf{r}} (c_A^\dagger + e^{i\mathbf{k} \cdot \Delta \mathbf{r}} c_B^\dagger)$. Summing over all the modes, we obtain:

$$\dot{\tilde{\rho}} = -i[H, \tilde{\rho}] + (1 - \eta) \mathcal{J} \tilde{\rho} - \mathcal{A} \tilde{\rho} \quad (9)$$

where

$$\begin{aligned} \mathcal{J} \tilde{\rho} &= \Gamma_1 [c_A \rho c_A^\dagger + 3f(k_0 \Delta r) (c_A \rho c_B^\dagger + c_B \rho c_A^\dagger) + c_B \rho c_B^\dagger], \\ \mathcal{A} \tilde{\rho} &= \Gamma_1 [c_A^\dagger c_A \rho + \rho c_A^\dagger c_A + c_B^\dagger c_B \rho + \rho c_B^\dagger c_B], \\ f(\alpha) &= \frac{2\alpha \cos(\alpha) + (\alpha^2 - 2) \sin(\alpha)}{\alpha^3}. \end{aligned} \quad (10)$$

Hence the fidelity when a photon is detected is

$$F = \frac{1 + 3f(k_0 \Delta r)}{2}. \quad (11)$$

In order for our scheme to work the Foerster interaction strength must be of order 1 meV [11], and this sets a value for $\Delta \mathbf{r}$ of 5 nm [11]. Using $\omega_0 = 2$ eV we obtain $k_0 = 10^7 \text{ m}^{-1}$, and $k_0 \Delta r = 5 \times 10^{-2}$. This leads to a modified fidelity of 0.999 – and thus we conclude that our scheme is resilient to effects of spatial separation.

We now consider the situation of non-resonant QDs. If the degree of non-resonance $\delta = \omega_a - \omega_b$ is large enough it will destroy the delocalization and resulting splitting due to the Foerster interaction, thus preventing selective excitation to states only in the odd subspace. However, realistic model parameters exist which circumvent this problem. Two inequalities must be satisfied. First, in order to excite excitons from both $|10\rangle$ and $|01\rangle$ with a single laser pulse, we require that $\delta \ll \Omega$. Second, to restrict transitions in the H_2 subspace, we require that $\sqrt{\delta^2 + V_F^2}, V_{XX} \gg \Omega(b_2 \pm b_1)$ where $b_{1,2} = \sqrt{\frac{A \mp 1}{2A}}$ and $A = \sqrt{1 + \frac{V_F^2}{\delta^2}}$. This leads to $V_F \gg \delta$.

Returning to the effects of non-resonant dots on the relaxation process, we calculate a modified CME using the same method as used for the case of spatially separated dots. We obtain $c_1 = \sqrt{\Gamma_1} (c_A + e^{-i\delta t} c_B)$. Using this modified Lindblad operator in the CME we find that on measuring a photon the state of the system becomes:

$$|\psi(t)\rangle = \alpha_{01} |01\rangle + \alpha_{10} e^{i\delta t} |10\rangle. \quad (12)$$

The extra phase is in general unknown and so is detrimental to the spin-parity measurement, since it destroys the coherence between the states. However, accurate timing of the photon detection corrects for this; we can reverse the (now known) accumulated phase using appropriate control fields. State-of-the-art photon detectors have time resolutions of the order of picoseconds [14]. This means that we can tolerate and correct for an interdot detuning of the order of 1 meV. This regime can be achieved with existing technology using an electric field to Stark shift the QDs on to resonance [15]. Alternatively, we could use molecular systems [16] which are identical and so the problem of non-resonance is effectively eliminated.

Finally we consider the potential problem of excitations in the H_2 subspace. To model these we allow a further two decay channels: $c_2 = \sqrt{\Gamma_2} |11\rangle \langle \psi_+|$ and $c_3 = \sqrt{\Gamma_3} |\psi_+\rangle \langle XX|$. The decay rates for these two channels are set by the dipole moments for the transitions. It was found earlier that the transitions to and from the delocalized state $|\psi_+\rangle$ and the states

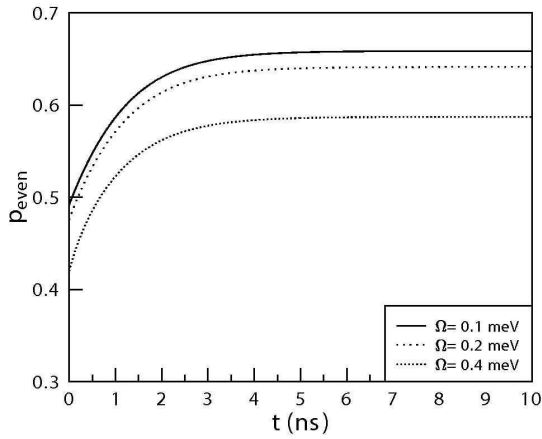


FIG. 3: p_{even} for various laser coupling strengths, Ω , when photons from H_2 subspace are not detectable but simply lost to the environment.

$|11\rangle$ and $|XX\rangle$ had a Rabi frequency which was $\sqrt{2}$ that for the transitions to and from the excited states in the odd-parity subspace, which is a result of a larger dipole moment. Hence $\sqrt{\Gamma_2} = \sqrt{\Gamma_3} = \sqrt{2}\Gamma_1$ and we will assume that photons from these extra channels can be filtered out before they reach the detector. Numerical simulations for the probability that the system is in the even-parity subspace are presented in Fig. 3. Although there is some degradation in the performance, even for the strongest displayed laser coupling we obtain a final fidelity of over 0.5. This is sufficient to enable us to obtain extremely high fidelity using only a few rounds of the excite-decay procedure.

We have described a reliable method of performing a spin-parity measurement via the detection of a photon. Beenakker *et al.* suggested that this could be used to construct a CNOT gate by arranging two parity measurement gates in parallel. This is possible in a chain of three QDs if we have the ability to address two of the QDs with the laser while leaving the final QD unaffected. This may be achieved by using two different exciton transitions for the two different entangling gates.

The entangling procedure that we have described could be incorporated into a scheme to grow large scale graph states reliably [17]. Graph states are a certain type of multi-entangled state, which enable one to perform computational operations purely by performing single-qubit measurements. A major difficulty with graph state computation comes from the successful preparation of the initial multi-entangled state. Benjamin *et al.* [17] propose a method of overcoming this in systems like the one discussed here, where a reliable method of entangling between pairs of qubits exists. Different pairs are then linked through any entangling process (that may be inefficient).

In conclusion, we have presented a novel scheme for implementing a spin-parity measurement on a pair of coupled quantum dots. We have analyzed the fidelity of such a gate

when we observe a photon, and also when no such observation is made. In both cases we have found that it is possible to obtain a high fidelity operation (i.e. a fidelity of 95% or better).

Furthermore we have analysed various mechanisms by which the success rate of the measurement may be reduced. These included effects of spatial separation, of non-resonance, and of excitations to unwanted states in the even-parity subspace. The effects of spatial separation and excitation to unwanted states are shown to be insignificant. Non-resonance between the dots poses a problem but we suggest two possible methods of rectifying this: accurate time-resolved photon detection, or using molecular systems.

Finally, we identified two applications for our measurement gate: an implementation of a CNOT gate and a method of reliably constructing large scale graph states.

This work is supported by the QIPIRC www.qipirc.org (GR/S82176/01). BWL is supported by DSTL and St Anne's College, Oxford. SCB acknowledges support from the Royal Society.

* Electronic address: avinash.kolli@materials.ox.ac.uk

† Electronic address: brendon.lovett@materials.ox.ac.uk

- [1] M. A. Nielsen and I. L. Chuang, *Quantum Computation and Quantum Information* (Cambridge, 2000).
- [2] B. E. Kane, *Nature* **393**, 133 (1998).
- [3] C. W. J. Beenakker, D. P. DiVincenzo, C. Emary, and M. Kindermann, *Phys. Rev. Lett.* **93**, 020501 (2004).
- [4] H. Engel and D. Loss, *Science* **309**, 586 (2005).
- [5] B. W. Lovett, *New J. Phys.* **8**, 69 (2006).
- [6] E. Pazy, E. Biolatti, T. Calarco, I. D'Amico, P. Zanardi, F. Rossi, and P. Zoller, *Europhys. Lett.* **62**, 175 (2003).
- [7] T. M. Stace, G. J. Milburn, and C. H. W. Barnes, *Phys. Rev. B* **67**, 085317 (2003).
- [8] C. W. Gardiner and P. Zoller, *Quantum Noise* (Springer, 2000).
- [9] D. Birkedal, K. Leosson, and J. M. Hvam, *Phys. Rev. Lett.* **87**, 227401 (2001).
- [10] E. Biolatti, I. D'Amico, P. Zanardi, and F. Rossi, *Phys. Rev. B* **65**, 075306 (2002).
- [11] B. W. Lovett, J. H. Reina, A. Nazir, and G. A. D. Briggs, *Phys. Rev. B* **68**, 205319 (2003).
- [12] P. Borri, W. Langbein, S. Schneider, U. Woggon, R. L. Sellin, D. Ouyang, and D. Bimberg, *Phys. Rev. Lett.* **87**, 157401 (2001).
- [13] W. L. Barnes, G. Bjork, J. M. Gerard, P. Jonsson, J. A. E. Wasey, P. T. Worthing, and V. Zwiller, *Euro. Phys. D* **18**, 197 (2002).
- [14] *PicoHarp 300, Time-Correlated Single Photon Counting System with USB interface user's manual and technical data* (2005).
- [15] A. Nazir, B. W. Lovett, S. D. Barrett, J. H. Reina, and G. A. D. Briggs, *Phys. Rev. B* **71**, 045334 (2005).
- [16] C. Hettich, C. Schmitt, J. Zitzmann, S. Kuhn, I. Gerhardt, and V. Sandoghdar, *Science* **298**, 385 (2002).
- [17] S. C. Benjamin, D. E. Browne, J. Fitzsimons, and J. J. L. Morton, quant-ph/0509209.