

Optimal and Efficient Decoding of Concatenated Quantum Block Codes

David Poulin

Center for the Physics of Information, California Institute of Technology, Pasadena, CA 91125

(Dated: December 2, 2024)

We consider the problem of optimally decoding a quantum error correction code — that is to find the optimal recovery procedure given the outcomes of partial “check” measurements on the system. In general, this problem is NP-hard. However, we demonstrate that for concatenated block codes, the optimal decoding can be efficiently computed using a message passing algorithm. We compare the performance of the message passing algorithm with that of the widespread blockwise hard decoding technique. Our Monte Carlo results using the 5 qubit and Steane’s code on a depolarizing channel demonstrate significant advantages of the message passing algorithms in two respects. 1) Optimal decoding increases by as much as 90% the error threshold below which the error correction procedure can be used to reliably send information over a noisy channel. 2) For noise levels below these thresholds, the probability of error after optimal decoding is suppressed at a significantly higher rate, leading to a substantial reduction of the error correction overhead.

PACS numbers: 03.67.Pp, 03.67.Hk, 03.67.Lx

Quantum error correction (QEC) [1] and fault-tolerant quantum computation [2] demonstrate that quantum information can in principle be stored and manipulated coherently for arbitrary long times despite the presence noise. The general framework of QEC is the following. Redundancy is introduced by encoding the information of system S into a larger system S' . The image of S in S' characterizes a code, while a particular embedding of S into S' is called an encoding. The system S' is subjected to some noise. Partial measurements whose outcomes are known as the “error syndrome” are performed on S' . Conditioned on this error syndrome, a recovery operation is applied to S' in order to restore its original information. This last step called “decoding” is the subject of the present letter.

In the absence of structure in the code, we know from a classical result [3] that finding the optimal recovery is NP-hard. For practical purposes, one must either use codes with lots of structure — which typically offer poorer performances — or settle for suboptimal recovery. Residual errors after decoding are therefore of two varieties: those due to the information-theoretic limitations of the code and those arising from suboptimal decoding procedures. In the past decades, considerable progress has been made towards understanding this tradeoff in the classical setting (see e.g. [4] and references therein).

Concatenation of block codes is widely used in quantum information science, and is a key component of almost all fault tolerant schemes (a noticeable exception is topological quantum computing [7]). As the name suggests, the system S' that redundantly encodes the information of system S can itself be encoded in a yet larger system S'' , adding an extra layer of redundancy. Every extra level of concatenation should reduce the probability of error after decoding, so concatenation can in principle be repeated until the error is below any desired value.

In this letter, we demonstrate an efficient [19] message passing algorithm — a technique pioneered by Gallager [5] in classical coding theory and introduced in the quan-

tum realm in Refs. [6] — that achieves optimal (maximum likelihood) decoding for *concatenated block codes* with uncorrelated noise. We numerically investigate the message passing algorithm using the 5 qubit code [8] and Steane’s 7 qubit code [9] and compare their performances with the commonly used blockwise minimal-distance decoder (based on a local rather than global optimization). The advantages of the message passing algorithm are substantial. On the one hand, for a depolarizing channel the message passing algorithm can correctly decode the information for a noise level up to at least 0.185 (probably 0.189, the hashing bound) compared to the values 0.1376 (5 qubit) and 0.0969 (Steane) previously established using blockwise decoding [10]. On the other hand, away from these noise thresholds, the probability of error decreases at a significantly higher rate using optimal decoding. For instance, for a 0.1 depolarizing channel and using 4 levels of concatenation of the 5 qubit code, the probabilities that the blockwise decoding and the optimal decoding fail to correctly identify the error differ by more than 3 orders of magnitude. As a consequence the error correction overhead is substantially decreased for any desired accuracy.

Stabilizer formalism — Our presentation of the stabilizer formalism follows [11], see [12] for the general theory. Denote by X , Y and Z the three Pauli matrices and by $\mathbb{1}$ the 2×2 identity matrix. The group \mathcal{P}_1 is the multiplicative group generated by the Pauli matrices and the imaginary unit i . The n -qubit Pauli group \mathcal{P}_n is the n -fold tensor product of \mathcal{P}_1 . We denote X_j the Pauli matrix X acting on the j th qubit for $j = 1, \dots, n$ and similarly for Y and Z . Note that the X_j and the Z_j are a generating set of \mathcal{P}_n , i.e. $\mathcal{P}_n = \langle i, X_j, Z_j \rangle$. The Clifford group on n qubits \mathcal{C}_n is the largest subgroup of the unitary group $U(2^n)$ that maps \mathcal{P}_n to itself under the adjoint action.

The encoding of k qubits into n qubits can be specified by a matrix $C \in \mathcal{C}_n$. C is a unitary matrix acting on n qubits which are distributed in 3 different sets.

The first k “logical” qubits contain the information to be encoded in the n qubits; the next u “stabilizer” qubits are set to the state $|0\rangle^{\otimes u}$; and finally the remaining $r = n - k - u$ “gauge” qubits are in arbitrary states. The image of the Pauli operators acting on the first k qubits are known as logical Pauli operators $\bar{X}_j = CX_jC^\dagger$ and $\bar{Z}_j = CZ_jC^\dagger$. The image of the Z Pauli operators acting on qubits $j = k + 1, \dots, k + u$ are called stabilizer generators $S_j = CZ_{k+j}C^\dagger$ while the image of the X operators acting on those qubits are called pure errors $T_j = CX_{k+j}C^\dagger$. Finally, the image of the Pauli operators acting on the remaining r qubits are called gauge operators $g_j^x = CX_{k+u+j}C^\dagger$ and $g_j^z = CZ_{k+u+j}C^\dagger$.

The stabilizer generators S_j mutually commute, so can be simultaneously measured. The outcome of that measurement is called the error syndrome $s \in \{-1, 1\}^u$. Since the u stabilizer qubits are all in state $|0\rangle$ prior to encoding, we conclude that in the absence of noise the encoded state should be a $+1$ eigenstate of all stabilizer generators, so the error syndrome should be all ones. A non-trivial syndrome therefore indicates that an error has corrupted the register, and the task of decoding consists in finding the optimal recovery procedure given an error syndrome.

Decoding — To address the decoding problem, notice that $\mathcal{P}_n = \langle i, \bar{X}_j, \bar{Z}_j, S_j, T_j, g_j^x, g_j^z \rangle$. In other words, any element $E \in \mathcal{P}_n$ can be written, up to an irrelevant phase, as

$$E = \mathcal{L}(E)\mathcal{T}(E)\mathcal{G}(E) \quad (1)$$

where $\mathcal{L}(E)$ is a product of logical Pauli operators, $\mathcal{T}(E)$ is a product of pure errors, and $\mathcal{G}(E)$ is a product of gauge operators and stabilizer elements. Moreover, this decomposition can be found by running the circuit C backward, which is efficient since $C \in \mathcal{C}_n$ [12]. $\mathcal{T}(E)$ is completely determined by the syndrome: T_j appears in $\mathcal{T}(E)$ if and only if the j th syndrome bit is -1 . The value of $\mathcal{G}(E)$ is irrelevant because the information encoded in the n qubits is invariant under the action of any $\mathcal{G}(E)$. This reflects the fact that the stabilizer qubits are initially set to $|0\rangle$ and that the gauge qubits are in random states. Thus, to undo the effect of an error E , one needs to identify the most likely value of $L = \mathcal{L}(E)$ given s , or equivalently given $T = \mathcal{T}(E)$.

For simplicity, we will focus on Pauli channels where errors are random elements of \mathcal{P}_n . Given a probability $P(E)$ over \mathcal{P}_n one can compute the conditional probability $P(L|T) = P(L, T)/P(T)$ using

$$P(L, T) = \sum_E \delta[\mathcal{T}(E) = T] \delta[\mathcal{L}(E) = L] P(E) \quad (2)$$

$$= \sum_G P(E = LTG) \quad (3)$$

where δ denotes the indicator function, and where G takes all possible combinations of stabilizer generators and gauge operators. Given a finite block size n , these

probabilities can be computed and the optimal decoding $\hat{L}(T) = \operatorname{argmax}_L \{P(L|T)\}$ can be evaluated. Decoding a block code thus consist of looking in a table containing the values of $\hat{L}(T)$ for each T . Typically — and in particular for a non-degenerate code over the depolarization channel — $\hat{L}(T)$ corresponds to the minimal distance decoder $\mathcal{L}(\hat{E}(T))$ where $\hat{E}(T)$ is the error acting on the fewest number of qubits and that is compatible with the observed syndrome.

Concatenation is realized by encoding each qubit of the block into a block of n qubits [20]. This procedure can be repeated ℓ times at the expense of an exponentially growing number of physical qubits n^ℓ . The number of stabilizer generators grows roughly as $un^{\ell-1}$ (it is a geometric sum), so the syndrome can take $2^{un^{\ell-1}}$ different values. Thus, even for moderate values of ℓ , it is not feasible to construct a lookup table giving the optimal decoding procedure for each syndrome value.

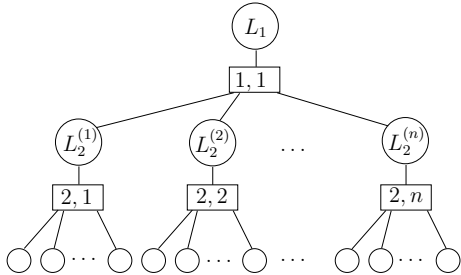
What is generally done to circumvent this double exponential blowup is to apply the optimal recovery *independently for each concatenation layer* (see e.g. [12, Chap. 6] and references therein). One first measures the syndrome from each of the $n^{\ell-1}$ blocks of n qubits of the last layer of concatenation, and optimally decodes them using the lookup table. One then moves one layer up and applies the same procedure to the $n^{\ell-2}$ blocks of the second-to-last layer, etc. When the initial error rate is below a certain threshold value, the probability p_e that this procedure fails to correctly identify $\mathcal{L}(E)$ decreases doubly-exponentially with ℓ . Hence, this decoding scheme based on hard decisions for each concatenation layer is efficient, leads to a good error suppression, but is nonetheless suboptimal.

Optimal decoding — Let $s_m^{(j)} \in \{-1, 1\}^u$ be the syndrome of the j th block of the m th concatenation layer. Denote $\mathbf{s}_m^{(j)}$ the collection of syndromes whose stabilizers act non-trivially on the physical qubits associated to the j th block of the m th concatenation layer: these sets can be defined recursively by $\mathbf{s}_m^{(j)} = \{s_m^{(j)}\} \cup \{\cup_{i=jn-j+1}^j \mathbf{s}_{m+1}^{(i)}\}$ with the initialization $\mathbf{s}_\ell^{(j)} = s_\ell^{(j)}$. Finally, denote $\mathbf{s}_m = \cup_{j=1}^{n^{m-1}} \mathbf{s}_m^{(j)}$ all the syndromes from the layers m to ℓ . Then, \mathbf{s}_1 is the set of all syndromes and maximum likelihood decoding consists in finding $\operatorname{argmax}_{L_1} P(L_1|\mathbf{s}_1)$. This probability can be factorized by conditioning on the logical errors of the second layer $\mathbf{L}_2 = (L_2^{(1)}, \dots, L_2^{(n)})$:

$$\begin{aligned} P(L_1|\mathbf{s}_1) &= \sum_{\mathbf{L}_2} P(L_1|\mathbf{s}_1, \mathbf{L}_2) P(\mathbf{L}_2|\mathbf{s}_1) \quad (4) \\ &= \sum_{\mathbf{L}_2} \delta[L_1 = \mathcal{L}(\mathbf{L}_2)] \frac{P(\mathbf{L}_2, \mathbf{s}_1)}{P(\mathbf{s}_1)} \\ &= \sum_{\mathbf{L}_2} \delta[L_1 = \mathcal{L}(\mathbf{L}_2)] \frac{P(\mathbf{s}_1|\mathbf{L}_2, \mathbf{s}_2) P(\mathbf{L}_2, \mathbf{s}_2)}{P(\mathbf{s}_1, \mathbf{s}_2)} \end{aligned}$$

$$\begin{aligned}
&= \sum_{\mathbf{L}_2} \delta[L_1 = \mathcal{L}(\mathbf{L}_2)] \delta[s_1 = \mathcal{S}(\mathbf{L}_2)] \frac{P(\mathbf{L}_2 | \mathbf{s}_2) P(\mathbf{s}_2)}{P(s_1, \mathbf{s}_2)} \\
&= \sum_{\mathbf{L}_2} \frac{\delta[L_1 = \mathcal{L}(\mathbf{L}_2)] \delta[s_1 = \mathcal{S}(\mathbf{L}_2)]}{P(s_1 | \mathbf{s}_2)} \prod_{j=1}^n P(L_2^{(j)} | \mathbf{s}_2^{(j)}).
\end{aligned}$$

Above, $\mathcal{S}(\mathbf{L})$ denotes the syndrome associated to the error pattern $\mathbf{L} \in \mathcal{P}_n$. This series of manipulations repeatedly uses Bayes' rule and the fact that the syndrome and logical error of level m are completely determined given the logical errors of layer $m+1$. The last step relies on the fact that the noise model does not correlate qubits across distinct blocks.



Equation (4) shows that by conditioning on the logical errors of each concatenation layer, the *factor graph* associated to the function $P(L_1 | \mathbf{s}_1)$ is a tree, as depicted in the above graph. In this graph, circles represent variables and boxes represent functions. An edge joins the two types of vertices when the function has a non-trivial dependence on the variable. In our particular case, a box labeled m, j carries the function $\delta[L_{m+1}^{(j)} = \mathcal{L}(L_m^{(nj-n+1)}, \dots, L_m^{(nj)})] \delta[s_{m+1} = \mathcal{S}(L_m^{(nj-n+1)}, \dots, L_m^{(nj)})]$ where the syndrome is fixed by the measurements. The desired probability $P(L_1 | \mathbf{s}_1)$ is obtained by taking the product of all these functions and summing over all variable nodes, except L_1 [21].

We have reduced optimal decoding to a SUM PRODUCT problem (known as tensor network contraction in quantum information science [13]) on a tree graph which can be solved exactly and efficiently in the number of variables using a message passing algorithm (also known as belief propagation), see [14] and references therein. To describe this algorithm in more generality, let the box labeled b contain a function f_b that depends on the variables x_c from the adjacent circles $c \in \mathcal{N}(b)$, collectively denoted $X_b = \{x_c : c \in \mathcal{N}(b)\}$. Messages $q_{c \rightarrow b}$ are passed from the circles to the boxes and messages $r_{b \rightarrow c}$ are passed from the boxes to the circles following the rules

$$q_{c \rightarrow b}(x_c) = \prod_{b' \in \mathcal{N}(c) \setminus b} r_{b' \rightarrow c}(x_c) \quad (5)$$

$$r_{b \rightarrow c}(x_c) = \sum_{X_b \setminus x_c} \left[f_b(X_b) \prod_{c' \in \mathcal{N}(b) \setminus c} q_{c' \rightarrow b}(x_{c'}) \right] \quad (6)$$

In the case of interest, the messages are initialized at the bottom of the graph: the messages sent by the boxes

representing the ℓ th concatenation blocks are the single block probabilities $P(L_\ell^{(j)} | s_\ell^{(j)})$ computed from Eq. (3).

Numerical results — Following the tradition for benchmarking QEC techniques, we investigate the performance of the message passing decoding algorithm using a depolarization channel, where each qubit is independently subjected to the channel

$$\mathcal{E}_p(\rho) = (1-p)\rho + \frac{p}{3}(X\rho X + Y\rho Y + Z\rho Z). \quad (7)$$

We use the 5 qubit code [8] concatenated with itself up to $\ell = 6$ times, for an overhead of 15,625 physical qubits per logical qubit. Random Pauli errors $E \in \mathcal{P}_{n^\ell}$ are generated according to the single qubit probability $P(\mathbb{1}) = 1-p$, $P(X) = P(Y) = P(Z) = p/3$. The associated logical error $\mathcal{L}(E)$ and syndromes $\mathcal{S}(E)$ are computed exactly. These syndromes are used by a blockwise decoding routine yielding an estimate L_{BW} and by a message passing routine yielding the optimal decoding \hat{L} . A decoding is declared incorrect when its estimated differ from $\mathcal{L}(E)$. This is repeated a large number of times ($10^4 - 10^7$) to evaluate the probability p_e that the decoding gives an incorrect estimate.

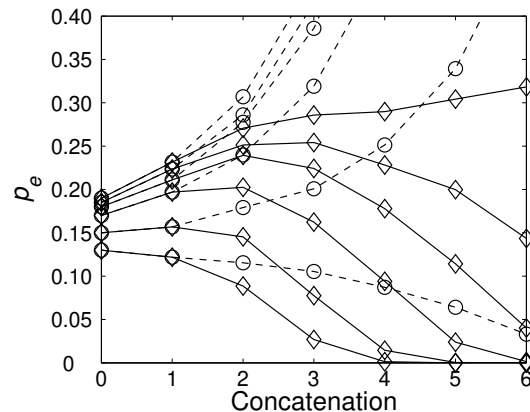


FIG. 1: Monte Carlo results for the 5 qubit code showing the probability of erroneous decoding p_e as a function of the level of concatenation ℓ for different depolarization rate $p = 0.13, 0.15, 0.17, 0.18, 0.185$, and 0.19 . The diamonds are from the message passing algorithm and circles are from the blockwise decoding. All data are from samples of $2 \cdot 10^4$ encoded qubits.

Figure 1 shows the probability of incorrect decoding p_e for both the blockwise and the optimal decoding as a function of the level of concatenation ℓ and for different channel parameters p ranging from 0.13 to 0.19. For the blockwise decoding, p_e ceases to decrease with ℓ for values of $p \geq 0.15$. This reflects the fact that the threshold of this decoding technique for this particular code is about 0.1376 [10], so all curves except the 0.13 one are above threshold. On the other hand, optimal decoding succeeds in decreasing the error probability for values of p_e up to at least 0.185. We conjecture that the exact value

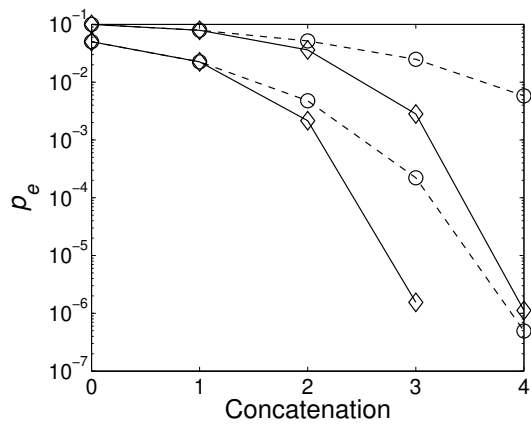


FIG. 2: As in Fig.1 for $p = 0.1$ and 0.05 . Data obtained from samples of up to $24 \cdot 10^6$ encoded qubits. The lowest circle was obtained using an exact numerical technique similar to that of Ref. [10].

of this threshold is the hashing bound $\simeq 0.189$ where the single qubit coherent information vanishes and is the highest threshold any non degenerate code can achieve [15]. Results obtained from Steane’s code [9] show a quite similar behavior, with at least 90% increase of threshold going from 0.0969 [15] to at least 0.185.

An interesting feature of the $p_e(\ell)$ curves obtained from optimal decoding is their non-monotonicity. Blockwise decoding on the other hand always yields monotonic curves for this type of channel, so its global behavior under concatenation can be predicted from a single level of coding. This is because decoding is performed independently on each concatenation layer. Thus, non-monotonicity of the $p_e(\ell)$ curves is a signature of the global optimization performed by the message passing algorithm.

exhaustive

Figure 2 shows the behavior of p_e as a function of ℓ away from the threshold values, i.e. in the natural operating regime of the code. Again, the advantages of the message passing algorithm are considerable. After

4 rounds of concatenation, message passing fails with a probability of roughly 10^{-6} , while this probability is well above 10^{-3} for blockwise hard decoding. It takes 6 layers of concatenation for the blockwise decoding to reach comparable performances. Again, results obtained from Steane’s code show an even larger gap.

Finally, we stress that the message passing outputs the probability of an error L rather than a particular value of L . A hard decision can then be made based on this probability. We observe that when decoding succeeds, $P(\hat{L})$ is typically very close to one (e.g. 0.999 for $\ell = 3$) while when it fails it is relatively low (typically 0.7); the algorithm knows that it is failing. This “flagging” of errors offers a great advantage when post-selection is an option. The possibility of operating the algorithm with soft inputs, i.e. noisy syndrome measurements, is also of interest in several circumstances.

Conclusion — We have demonstrated an efficient message passing algorithm for the optimal decoding of concatenated quantum block codes. Numerical results show substantial benefits of our approach over the widely used blockwise hard decoding, including an increase of error thresholds and a greater error suppression rate. Techniques reminiscent of message passing have been used to beat the hashing bound but were not efficiently implementable [15, 16]: efficient decoding may now be within reach using our techniques. A “hard” message passing scheme was also used in [17] to obtain high fault-tolerant error thresholds: a full-fledge message passing scheme — although not optimal for correlated errors — should further improve this threshold and may significantly reduce the resource overhead.

I thank Harold Ollivier for several useful conversations on message passing algorithms and quantum error correction, and Graeme Smith and Jon Yard for comments on this paper. This work was supported in part by the Gordon and Betty Moore Foundation through Caltech’s Center for the Physics of Information, by the National Science Foundation under Grant No. PHY-0456720, and by Canada’s NSERC.

-
- [1] P. W. Shor, Phys. Rev. A **52**, 2493 (1995); A. M. Steane, Proc. R. Soc. Lond. A **452**, 2551 (1996); E. Knill and R. Laflamme, Phys. Rev. A **55**, 900 (1997), quant-ph/9604034.
- [2] P. W. Shor, in *Proceedings of the 37th Symposium on the Foundations of Computer Science* (IEEE press, Los Alamitos, California, 1996), pp. 56–65; A. Y. Kitaev, in *Proceedings of the third International Conference on Quantum Communication and Measurement*, edited by O. Hirota, A. S. Holevo, and C. M. Caves (Plenum, New York, 1997), pp. 181–188; E. Knill, R. Laflamme, and W. H. Zurek, Phil. Trans. R. Soc. Lond. A. **454**, 365 (1998); D. Aharonov and M. Ben-Or, in *Proc. 29th. Ann. ACM Symp. on Theory of Computing* (1997); J. Preskill, Proc. R. Soc. Lond. A **454**, 385 (1998).
- [3] E. R. Berlekamp, R. J. McEliece, and H. van Tilborg, IEEE Trans. Info. Theor. **24**, 384 (1978).
- [4] T. Richardson and R. Urbanke, *Modern Coding Theory* (2005) <http://lthcwww.epfl.ch/mct/>.
- [5] R. G. Gallager, *Low Density Parity Check Codes* (M.I.T. Press, Cambridge, Massachusetts, 1963).
- [6] H. Ollivier and J.-P. Tillich, in *Proceedings of the 26th Symposium on Information Theory in the Benelux* (Brussels, Belgium, 2005), p. 149; T. Camara, H. Ollivier, and J.-P. Tillich, quant-ph/0502086 (2005).
- [7] A. Y. Kitaev, Ann. Phys. **303**, 2 (2003).
- [8] R. Laflamme, C. Miquel, J.-P. Paz, and W. H. Zurek, Phys. Rev. Lett. **77**, 198 (1996); C. H. Bennett, D. P.

- DiVincenzo, J. A. Smolin, and W. K. Wootters, Phys. Rev. A **54**, 3824 (1996).
- [9] A. M. Steane, Phys. Rev. Lett. **77**, 793 (1996).
- [10] B. Rahn, A. C. Doherty, and H. Mabuchi, Phys. Rev. A **66**, 032304 (pages 13) (2002).
- [11] D. Poulin, Phys. Rev. Lett. **95**, 230504 (2005).
- [12] D. Gottesman, Ph.D. thesis, California Institute of Technology, Pasadena, CA (1997), quant-ph/9705052.
- [13] I. Markov and Y. Shi, quant-ph/0511069 (2005).
- [14] S. Aji and R. McEliece, IEEE Trans. Info. Theor. **46**, 325 (2000).
- [15] D. P. DiVincenzo, P. W. Shor, and J. A. Smolin, Phys. Rev. A **57**, 830 (1998).
- [16] G. Smith and J. A. Smolin (2006) quant-ph/0604107.
- [17] E. Knill, Nature **434**, 39 (2005).
- [18] A. Fletcher, P. Shor, and M. Win, quant-ph/0606035 (2006).
- [19] Our notion of efficient decoding differs to that of Ref. [18]: our decoding runs in linear time with the number of physical qubits.
- [20] For clarity, we focus on the case $k = 1$, generalization is straightforward.
- [21] To complete the picture, extra box vertices carrying the function Eq. (3) need to be attached to the bottom leaves of the graph, see the text below. The factor $p(s_1|\mathbf{s}_2)^{-1}$ can be evaluated by normalizing the obtained distribution. This algorithm can be used to compute marginals over any variable node.