

Flying spin qubits

Vanita Srinivasa^a and Jeremy Levy^{b*}

Department of Physics and Astronomy, University of Pittsburgh, Pittsburgh,
Pennsylvania 15260, USA

C. Stephen Hellberg^c

Code 6390, Center for Computational Materials Science, Naval Research Laboratory,
Washington, DC 20375, USA

^ae-mail: vas9@pitt.edu

^be-mail: jlevy@pitt.edu

^ce-mail: hellberg@nrl.navy.mil

*author to whom correspondence should be addressed

PACS numbers: 03.67.Lx, 75.10.Pq, 75.10.Jm, 73.21.La

Abstract

We present a method for encoding and transporting qubits within a dimerized Heisenberg spin-1/2 chain. Logical qubits are localized at the domain walls that separate the two possible dimerized states. The domain walls can be moved to produce “flying spin qubits”. The topological nature of these states makes them stable against a wide class of perturbations. Pairs of domain walls can be used to generate Einstein-Podolsky-Rosen pairs of entangled qubits which may be used for quantum teleportation, dense coding, and other protocols. We discuss speed limitations within an exactly solvable three-spin model and describe a possible physical realization using quantum dot arrays.

The need for “flying qubits,”¹ i.e., a mechanism for rapidly transporting quantum information, has long been recognized as a weakness of spin-based quantum computing architectures²⁻⁸. Several different methods have been proposed to implement long-range transport of quantum information. One method involves coupling spin qubits to an external “quantum bus,” e.g., an optical cavity mode⁵. Such an approach typically introduces an entirely new set of constraints, and engineering strong optical couplings can be challenging in practice. Another approach attempts quantum information transfer along exchange-coupled spin chains⁹⁻¹¹. While theoretically possible, the fidelity of transmission depends critically on the values of the coupling strengths between the spins in the chain, making this approach very susceptible to errors. Finally, the quantum teleportation protocol¹² of Bennett et al. uses the generation and transport of Einstein-Podolsky-Rosen (EPR) pairs to teleport qubits to their needed location.

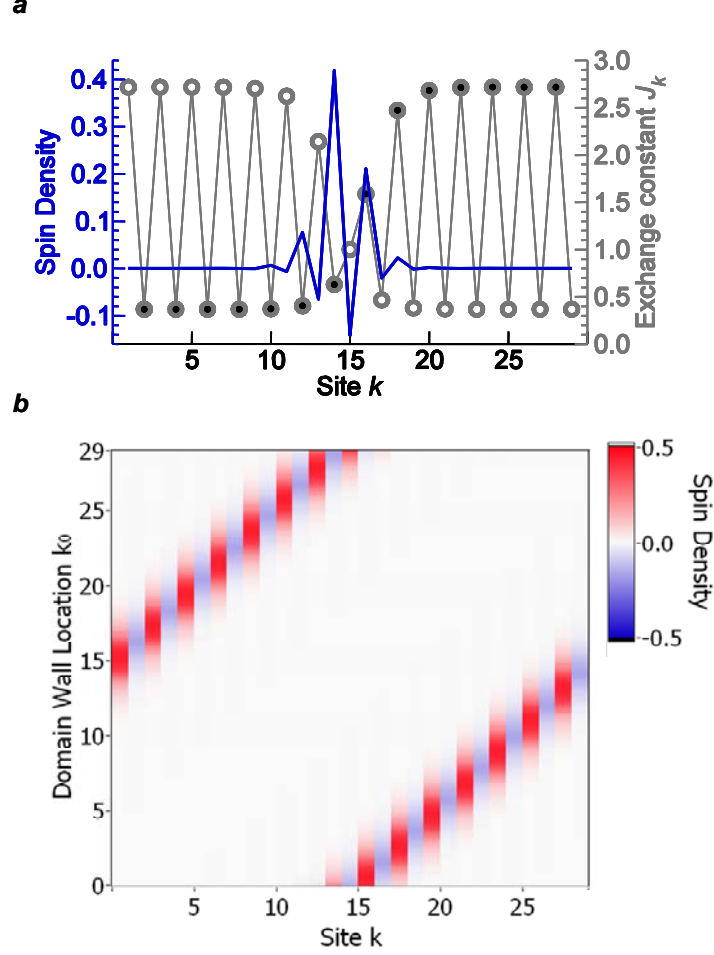


Figure 1: Generation of a flying spin qubit. a) Exchange profile and spin density corresponding to the spin-up ground state for a $n_c = 29$ spin ring containing a single soliton-like state. b) Adiabatic movement of this state around the ring. The lowest energy state is separated by a large gap $\sim J$ for all domain wall locations.

The approach described here relies on the design of a spin-based “designer quantum field”, constructed from a one-dimensional chain of n_c spin- $1/2$ objects interacting via nearest-neighbor Heisenberg exchange:

$$H = \sum_{k=1}^{n_c} J_k (S_k \cdot S_{k+1}) \equiv \sum J_k (S_k \cdot S_{k+1}) \quad (1)$$

where $\mathbf{S}_k = (X_k, Y_k, Z_k)$ are Pauli operators for the k^{th} spin, $\{J_k > 0\}$ quantify the strength of nearest-neighbor exchange interactions, and periodic boundary conditions apply ($k \pm n_c \equiv k$). The Hamiltonian in Eq. (1) can be mapped onto a variety of quantum field theories¹³ via the Wigner-Jordan spin-particle mapping. We consider a specific parameterization of this Hamiltonian $J_k = J_0 \exp[(-1)^k \alpha(k)]$, where α is a staggered order parameter describing dimerization in the chain. Spatially localized qubits are produced at the zero crossings of α , a “designer quantum field”. The spectrum resembles that of a semiconductor with a soliton-like “defect” state which is closely related to those in conducting polymers¹⁴. Continuum field-theoretic descriptions¹⁵ are also applicable to these dimerized spin systems, provided the defect extends over many spin lattice sites.

We illustrate the localization of the qubits by considering a closed chain with $n_c = 29$ and $J_0 = 1$ (Figure 1a). A single domain wall is centered at k_0 with width w for $\alpha(k - k_0) = \sum_{r=-\infty}^{\infty} (-1)^r \tanh((k - (k_0 + r n_c))/w)$, where $k_0 = 11$ and $w = 2$. The spin density of the spin-up ground state is superimposed on the exchange profile, showing that localization coincides with the zero-crossing of α .

By moving the domain wall, it is possible to transport logical spin qubits in a way that preserves the quantum information. The movement of the qubit state around the entire ring by varying k_0 is shown in Figure 1b. Note that two revolutions are required to achieve full periodicity for the $n_c = \text{odd}$ spin ring. The variations in the energy gap

between the ground state and the first excited state, $E_1 - E_0$, are small

$$(\Delta(E_1 - E_0)/(E_1 - E_0)_{\min} \approx 0.23).$$

General features of flying spin qubits emerge from an analysis of the simplest nontrivial case $n_c = 3$, for which exact solutions exist. The most general $n_c = 3$ Hamiltonian in Eq. (1) can be re-parameterized as

$$H_3 = \sum_{k=1}^3 (\tilde{J}_0 + \tilde{J}_1 \cos(2\pi(k-1)/3 - \varphi)) \mathbf{S}_k \cdot \mathbf{S}_{k+1}, \quad (2)$$

where \tilde{J}_0 and \tilde{J}_1 are constants, and φ represents the phase of the domain wall around the ring. The $(S, S_z) = (1/2, 1/2)$ subspace is two-dimensional, spanned by the states $|\pm\rangle \equiv |001\rangle + e^{\pm 2\pi i/3} |010\rangle + e^{\pm 4\pi i/3} |100\rangle$. Using this basis, we can re-express

$$H_3(\varphi) = \Delta(\Sigma_X \cos \varphi + \Sigma_Y \sin \varphi), \text{ where } \Delta = 3\tilde{J}_1/4 \text{ and } \Sigma_{X \pm iY} \equiv \frac{4}{3} \sum_{k=1}^3 e^{\pm 2\pi i(k-1)/3} \mathbf{S}_k \cdot \mathbf{S}_{k+1}.$$

Together with $\Sigma_Z = -\frac{i}{2}[\Sigma_X, \Sigma_Y]$, the operators $\{\Sigma_X, \Sigma_Y, \Sigma_Z\}$ satisfy $[\Sigma_a, \Sigma_b] = 2i\epsilon_{abc}\Sigma_c$,

and the states $\{|\pm\rangle\}$ can be regarded as a pseudo-spin doublet (Figure 2a). Spatially

uniform exchange (parameterized by \tilde{J}_0) does not couple to these states, and the ground

state energy of $H_3(\varphi)$ is independent of φ . We can interpret $\{|\pm\rangle\}$ as right- and left-

traveling spin-current Bloch states, eigenstates of the discrete translation operator D_2

(defined by $D_2 \mathbf{S}_k \equiv \mathbf{S}_{k+2} D_2$) over two lattice sites. The ground state of $H_3(\varphi)$ is given by

$$|\varphi\rangle \equiv |+\rangle - e^{i\varphi} |-\rangle. \text{ The case } \varphi = 0 \text{ yields explicitly } |\varphi = 0\rangle = |010\rangle - |100\rangle \equiv |SS0\rangle, \text{ which}$$

corresponds to spins 1 and 2 being in a singlet state, and spin 3 being in the “0” state.

Adiabatic evolution of φ coherently moves the spin qubit around the ring, such that

$|\varphi = 2\pi/3\rangle = |0SS\rangle$ and $|\varphi = 4\pi/3\rangle = |S0S\rangle$. Note that these three states are *not* mutually orthogonal—they cannot be, since the space in which they evolve is two-dimensional.

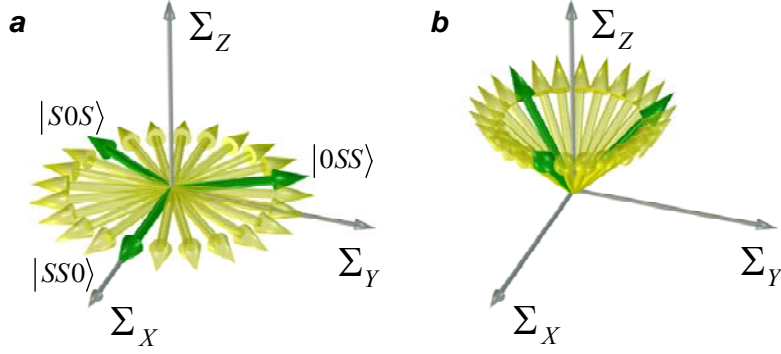


Figure 2: Analytical model. a) Coherent evolution in the pseudo spin-1/2 space for a $n_c = 3$ spin ring. Adiabatic evolution transports the spin state coherently between three non-orthogonal states shown as green arrows. b) At high domain wall velocities the Floquet states become distorted and eventually merge with eigenstates of Σ_Z .

By letting $\varphi = \omega t$, the domain wall can be moved at a constant speed (Figure 2b). Because the Hamiltonian is now explicitly time-dependent, there are no longer stationary states; however, one may employ Bloch-Floquet theory¹⁶ to understand the steady-state dynamics. The time evolution is governed by a unitary operator U_t that satisfies the Schrödinger equation $i\partial_t U_t = H(t)U_t$, subject to the initial condition $U_0 = \mathbf{1}$. Floquet states are defined here to be the eigenstates of the combined time and space translation operator $F = D_2 U_2$. Full translation around a closed spin chain by two revolutions (governed by the operator F^{n_c} or equivalently U_{2n_c}) yields the same Floquet states as for F .

For the three-spin ring, we obtain the remarkable *exact* result for the Floquet state associated with the ground state:

$$|X+; \pm\omega\rangle = |SS0\rangle + \frac{\omega}{\Delta} |\pm\rangle, \omega > 0. \quad (3)$$

This state can be interpreted as a “snapshot” of the steady-state quantum dynamics at intervals in time $t = 0, 2\pi/\omega, 4\pi/\omega, \dots$, and is valid for all ω . One can compute exactly the geometric (Berry) phase associated with these dynamics $\Omega = 2\pi\left(1 - 1/\sqrt{1 + (\Delta/\omega)^2}\right)$.

The adiabatic regime can be defined to be the range $|\omega| < \Delta$, in accordance with the energy-time uncertainty principle.

The exact results obtained for the three-spin ring extrapolate well to larger systems. To demonstrate, we consider a $n_c = 7$ spin ring with a single domain wall given by $J_0 = 1$ and $\alpha(k - k_0) = \sum_{r=-\infty}^{\infty} (-1)^r \tanh((k - (k_0 + rn_c))/w)$, where $w = 3$. Dynamics are introduced by letting $k_0 = n_c/2 + \frac{n_c}{2\pi}\omega t$. After determining the ground state $|\varphi_s^0\rangle$ of the initial Hamiltonian ($t = 0$), the unitary operator U_{14} is analyzed. We find numerically a form for the Floquet state that is similar to Eq. (3) but valid only for $\omega \leq 0.1$:

$$|\varphi_s(\omega)\rangle = |\varphi_s^0\rangle + 0.38\omega|\varphi_R\rangle + O(\omega^3). \quad (4)$$

Here, $|\varphi_R\rangle$ is a non-universal state that depends on the exact form of $\alpha(k - k_0)$.

We now discuss a method of generating EPR pairs from a fully dimerized spin chain. Numerical investigations are performed using a closed chain with $n_c = 30$ spins. The system is assumed to be initialized in the spin-singlet ground state ($S = 0$). Two domain walls are created and moved in opposite directions (Figure 3a). Because the

exchange interaction conserves S , the two qubits associated with the domain walls must exist in a spin singlet or EPR pair: $|\psi_0\rangle = \frac{1}{\sqrt{2}}(|\uparrow\rangle_A |\downarrow\rangle_B - |\downarrow\rangle_A |\uparrow\rangle_B)$. In order to visualize

this state, one can hybridize it with the first excited (triplet) state

$|\psi_1\rangle = \frac{1}{\sqrt{2}}(|\uparrow\rangle_A |\downarrow\rangle_B + |\downarrow\rangle_A |\uparrow\rangle_B)$ and compute the spin density for

$(|\psi_0\rangle - |\psi_1\rangle)/\sqrt{2} = |\downarrow\rangle_A |\uparrow\rangle_B$ (Figure 3b). The energies of the three lowest states behave

as expected: there is an exchange splitting $\Delta E = E_1 - E_0$ for the two spin qubits which

decreases exponentially as the domain walls are moved apart (Figure 3c). The next

excited state (energy E_2) is given approximately by the one-magnon gap energy¹⁷, which

is largely unaffected by the domain wall states (i.e., $E_2 - E_0$ is approximately constant).

Within a larger system it would be possible to “radiate” multiple EPR pairs. Because

they are entangled states, EPR pairs constitute an important physical resource for

applications such as quantum teleportation¹².

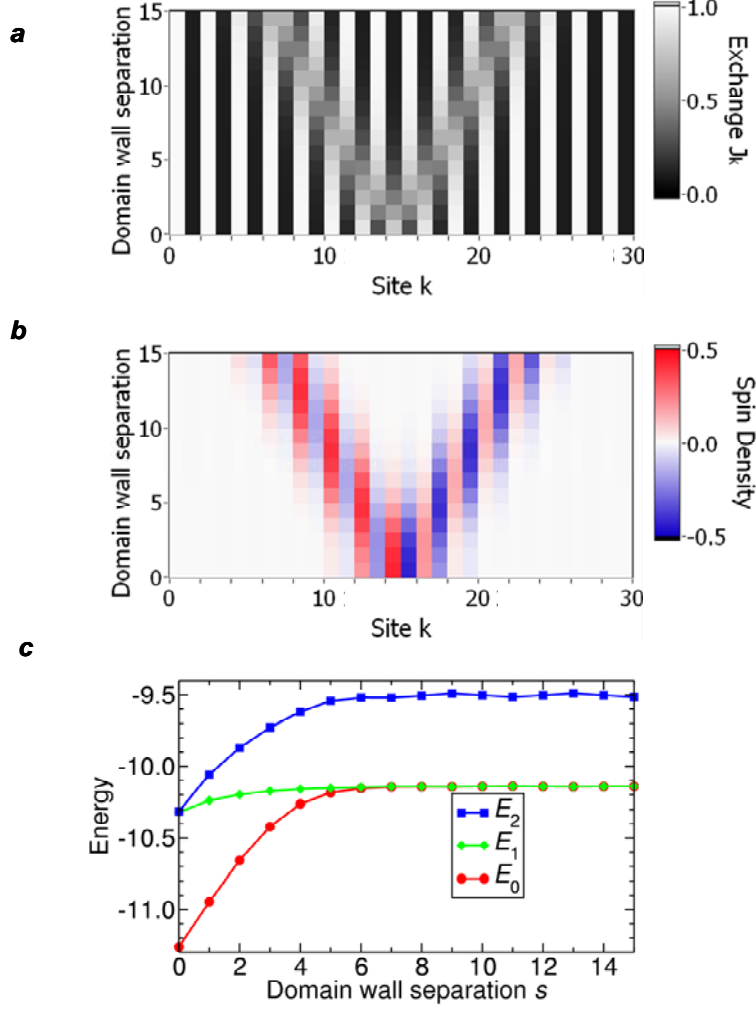


Figure 3: Mechanism for EPR pair generation. a) Exchange profile for a $n_c = 30$ spin chain that is initially dimerized uniformly ($J_{k=\text{odd}} = 1.0$, $J_{k=\text{even}} = 0.1$). A domain wall pair is produced, and the walls move outward, creating an entangled pair of soliton-like states. b) Spin density for a linear combination of the (spin-up) ground and first excited states, showing spatial separation of the qubit states as expected. c) Lowest three energies (in units of J) as a function of the domain wall separation s , showing the expected exchange splitting between E_0 and E_1 , and a relatively constant spin-wave gap between E_0 and E_2 .

The proposed mechanism for flying spin qubits must be capable of implementation in order to be relevant for quantum computing architectures. Here we describe a specific realization using a one-dimensional array of elliptically-shaped

quantum dots, each containing one spin-1/2 electron (Figure 4). Application of an electric field transverse to the array axis modulates the exchange interaction strength between each pair of nearest-neighbor quantum dots (Figure 4a). Each zero-crossing of the electric field corresponds to a single (flying) spin qubit (Figure 4b). The “pseudo-digital” nature¹⁸ of $J(E)$, dependent on the detailed shape of the quantum dots, produces qubits that become more localized with increasing electric field amplitude. The electric field required to transport flying spin qubits may be implemented in a variety of ways, e.g. using a suitably designed coplanar waveguide.

The channel capacity Q of such a device can be estimated in terms of the nominal exchange strength J between nearest-neighbor dots and the domain wall width w . The energy gap for the qubit states scales as $\Delta \sim J/w$, similar to that for spin cluster qubits¹⁹. The qubit can travel w sites in a time \hbar/Δ without violating the energy-time uncertainty principle. We take a conservative estimate of $D \approx 100$ sites as the spacing between domain walls. Using parameters relevant to Ge/Si quantum dots²⁰ separated by $d=35$ nm and coupled by direct exchange $J_0 \sim 500 \mu\text{eV}$, one obtains

$$Q = J_0 / \hbar D \text{ qubit} \approx 7.6 \times 10^9 \text{ qubit/s}.$$

Flying spin qubits should prove useful at all architectural levels, such as transporting “fresh qubits” for quantum error correction, carrying qubits to readout locations, implementing quantum gating between remote qubits, and other tasks. To help minimize the effects of inhomogeneous environments, it may be advantageous to transport *all of the qubits*, i.e., work in a moving reference frame. Averaging over all of the quantum dots should prove particularly effective in minimizing the effect of hyperfine

interactions in III-V semiconducting materials, recently demonstrated experimentally in a system with two spins²¹.

w

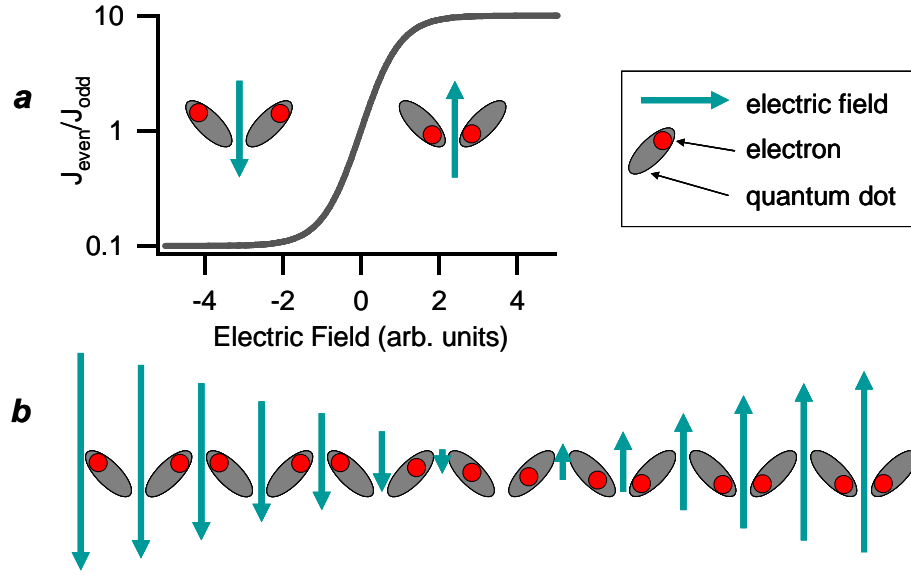


Figure 4: Experimental realization for flying spin qubits. a) Dimerized exchange $J(E)$ produced by elliptically-shaped quantum dots in a transverse electric field. The field profile maps directly onto the staggered order parameter α . b) Zero-crossings of the electric field correspond to single qubit states.

In summary, we have demonstrated a mechanism by which flying spin qubits can be produced and moved controllably entirely within the solid state. This is achieved by designing a quantum field with soliton-like states that support localized spin qubits. The qubit created in this manner is topologically stable against a wide range of disturbances. By creating pairs of domain walls from a uniformly dimerized state, EPR pairs may be efficiently generated. Finally, we have proposed a scheme for implementing flying spin qubits in an array of elliptically-shaped quantum dots.

We thank Yaakov Weinstein for helpful comments. Computations were performed at the ASC DoD Major Shared Resource Center.

References

- ¹ D. P. DiVincenzo, Fortschr. Phys. **48**, 771 (2000).
- ² D. Loss and D. P. DiVincenzo, Phys. Rev. A **57**, 120 (1998).
- ³ B. E. Kane, Nature **393**, 133 (1998).
- ⁴ V. Privman, I. D. Vagner, and G. Kventsel, Phys. Lett. A **239**, 141 (1998).
- ⁵ A. Imamoglu, D. D. Awschalom, G. Burkard, D. P. DiVincenzo, D. Loss, M. Sherwin, and A. Small, Phys. Rev. Lett. **83**, 4204 (1999).
- ⁶ R. Vrijen, E. Yablonovitch, K. Wang, H. W. Jiang, A. Balandin, V. Roychowdhury, T. Mor, and D. DiVincenzo, Phys. Rev. A **62**, 012306 (2000).
- ⁷ J. Levy, Phys. Rev. A **64**, 052306 (2001).
- ⁸ T. D. Ladd, J. R. Goldman, F. Yamaguchi, Y. Yamamoto, E. Abe, and K. M. Itoh, Phys. Rev. Lett. **89**, 017901 (2002).
- ⁹ M. Christandl, N. Datta, A. Ekert, and A. J. Landahl, Phys. Rev. Lett. **92**, 187902 (2004).
- ¹⁰ A. Wojcik, T. Luczak, P. Kurzynski, A. Grudka, T. Gdala, and M. Bednarska, Phys. Rev. A **72**, 034303 (2005).
- ¹¹ G. De Chiara, D. Rossini, S. Montangero, and R. Fazio, Phys. Rev. A **72**, 012323 (2005).
- ¹² C. H. Bennett, G. Brassard, C. Crepeau, R. Jozsa, A. Peres, and W. K. Wootters, Phys. Rev. Lett. **70**, 1895 (1993).
- ¹³ A. Auerbach, *Interacting electrons and quantum magnetism* (Springer-Verlag, New York, 1994).
- ¹⁴ A. J. Heeger, S. Kivelson, J. R. Schreiffer, and W.-P. Su, Rev. Mod. Phys. **60**, 781 (1988).
- ¹⁵ T. F. Nakano, H. J. Phys. Soc. Japan **49**, 1679 (1980).
- ¹⁶ J. H. Shirley, Phys. Rev. **138**, B979 (1965).
- ¹⁷ T. Barnes, J. Riera, and D. A. Tennant, Phys. Rev. B **59**, 11384 (1999).
- ¹⁸ M. Friesen, R. Joynt, and M. A. Eriksson, Appl. Phys. Lett. **81**, 4619 (2002).
- ¹⁹ F. Meier, J. Levy, and D. Loss, Phys. Rev. Lett. **90**, 047901 (2003).
- ²⁰ O. Guise, J. Ahner, J. John T. Yates, V. Vaithyanathan, D. G. Schlom, and J. Levy, Appl. Phys. Lett. **87**, 171902 (2005).
- ²¹ J. R. Petta, A. C. Johnson, J. M. Taylor, E. A. Laird, A. Yacoby, M. D. Lukin, C. M. Marcus, M. P. Hanson, and A. C. Gossard, Science **309**, 2180 (2005).