

Generation of Squeezing in Higher Order Hermite-Gaussian Modes with an Optical Parametric Amplifier

M.Lassen^{1,2,*}, V.Delaubert^{1,3}, C.C.Harb^{1,4}, P.K.Lam¹, N.Treps², and H-A.Bachor¹

¹*The Australian National University, ACQOA, Canberra ACT 0200, Australia*

²*Department of Physics, DTU, Building 309, DK-2800 Lyngby, Denmark*

³*Laboratoire Kastler Brossel, 4 place Jussieu, case 74, Paris 75252 Cedex 05, France*

⁴*School of Information Technology and Electrical Engineering,*

University College, The University of New South Wales, Canberra, ACT, 2600

(Dated: September 10, 2018)

We demonstrate quantum correlations in the transverse plane of continuous wave light beams by producing -4.0 dB, -2.6 dB and -1.5 dB of squeezing in the TEM₀₀, TEM₁₀ and TEM₂₀ Hermite-Gauss modes with an optical parametric amplifier, respectively. This has potential applications in quantum information networking, enabling parallel quantum information processing. We describe the setup for the generation of squeezing and analyze the effects of various experimental issues such as mode overlap between pump and seed and nonlinear losses.

PACS numbers: 42.50.Dv; 42.50.-p; 42.50.Lc

I. INTRODUCTION

There has been a growing interest during recent years in spatial quantum optical effects, usually called quantum imaging effects [? ? ?], as the generation of spatial correlations or spatial squeezing in the transverse plane of laser beams may open the way for new applications in many different areas. Among them are biophotonics, laser physics, astronomy and quantum information. Some pertinent examples are the measurement of small transverse displacement and tilt of a TEM₀₀ laser beam below the quantum noise limit [? ?], detection of weak phase images [?], quantum teleportation of optical information [?], transverse spatial quantum correlation for transmission of images [?] and noiseless image amplification [?]. Multiple spatial modes can also provide advantages in regard to the complexity of quantum information protocols [?] and can allow parallel transfer of quantum information through an optical network. In single photon optics, this has created considerable interest in the use of modes with different angular momentum [? ? ? ?]. An advantage of continuous wave light beams is that close to perfect modulation and detection schemes are available, which is a requirement for the effective use of squeezed and entangled light in quantum information protocols.

Several orthonormal basis are available to describe the spatial properties of laser beams. The most commonly used are the Hermite-Gauss (H-G) and the Laguerre-Gauss basis [?]. In this contribution will we concentrate on the H-G modes, but a similar study could be undergone with another set of modes. The higher order H-G modes are particularly interesting with a cartesian description of the transverse plane, as they are directly

related to simple spatial properties of Gaussian beams [?]. The real and imaginary parts of the TEM₁₀ mode represent small changes in tilt and position of a TEM₀₀ beam [?], whereas the real and imaginary parts of the TEM₂₀ mode correspond to a small waist-size and waist-position mismatch [?]. Using electro-optic spatial modulators, the information can be encoded directly into the H-G modes. The information can then be extracted using homodyne detections with adapted transverse profiles for the local oscillator [? ?]. In this way we can encode and detect parallel quantum information in the transverse plane of continuous wave light beams. In order to apply quantum information protocols to the transverse plane of continuous wave light beams, what was missing until now was a reliable and efficient source for the generation of squeezing in different higher order H-G modes. We propose here a method to fill this gap.

The present paper is devoted to the experimental study of squeezing in higher order H-G modes using an optical parametric amplifier (OPA). In the past OPAs have proven to be efficient sources for the generation of quadrature squeezed light. Since the first generation of squeezed light by parametric down-conversion by Wu *et al.* in 1986 [?], squeezed noise power variances of up to -7 dB [?], and squeezing at sideband frequencies down to sub-kHz frequencies [?] have been demonstrated with OPAs. However squeezing has so far been limited to TEM₀₀ mode operation. We demonstrate here an experimental technique to produce squeezed light in different H-G modes, namely the TEM₁₀ and TEM₂₀ modes, using an OPA. We report -4.0 dB, -2.6 dB and -1.5 dB of observed squeezing for the TEM₀₀, TEM₁₀ and TEM₂₀ H-G modes, respectively. The squeezing is generated in a back seeded OPA with a bulk lithium niobate (MgO:LiNbO₃) type I nonlinear crystal, pumped by the second harmonic, from a continuous wave solid-state monolithic YAG laser.

The paper is organized as follows. In section II, we introduce a mode-overlap theory for second order nonlinear parametrical interaction with higher order H-G modes, in

*Electronic address: mlassen@fysik.dtu.dk

the thin crystal approximation. Section III describes our experimental setup and procedure to generate squeezing in different H-G modes with an OPA. Section IV address experimental issues such as the optimization of the parametrical interaction. Section V presents our squeezing measurements. Finally, we conclude and present an outlook for further work in section VI.

II. OPTICAL PARAMETRIC AMPLIFICATION AND IDEAL PUMP MODE FOR TEM_{n0} SQUEEZING

An OPA is a second order nonlinear optical device, where three optical beams are coupled parametrically to each other through the second order susceptibility $\chi^{(2)}$ of a nonlinear crystal, in an optical cavity. A pump photon of energy $\hbar\omega_p$ incident on an OPA down-converts into two photons, signal and idler, of energy $\hbar\omega_s$ and $\hbar\omega_i$ respectively, hence the name parametrical down-conversion [?]. In order to have a significant effect, the nonlinear interaction must satisfy energy ($\omega_p = \omega_s + \omega_i$) and phase-matching ($k_p = k_s + k_i$) conservation. In our experiment, the frequency of signal and idler are degenerate, i.e. $\omega_s = \omega_i$, and the polarization of the pump is at 90° to the polarization of the signal and idler, corresponding to a type I phase-matching.

In order to pump the crystal efficiently for a TEM_{n0} signal mode, the transverse profile of the pump mode must locally match with the square of the signal mode. We use $\{u_i\}$ as the notation for the fundamental signal and idler mode basis whose first mode has a waist of w_0 , and $\{v_i\}$ for the second harmonic pump mode basis whose first mode has a waist of $w_0/\sqrt{2}$. In the thin crystal approximation and in the case of a TEM_{n0} signal mode, the optimal pump profile $\mathcal{E}_n(r)$ is defined by:

$$\mathcal{E}_n(r) = \sum_{i=1}^n \Gamma_{ni} v_{2i}(r). \quad (1)$$

where $r = \sqrt{x^2 + y^2}$ is the transverse beam coordinate and Γ_{ni} describes the spatial overlap between the squared signal and the second harmonic pump modes in the transverse plane, and is given by:

$$\Gamma_{ni} = \int_{-\infty}^{\infty} \frac{u_n^2(r)}{\alpha_n} v_{2i}(r) dr, \quad (2)$$

where α_n corresponds to the normalization of the squared signal, and is defined by the relation $\alpha_n^2 = \int_{-\infty}^{\infty} u_n^4(r) dr$. The optimal pump profile has only even components since the TEM_{n0} signal squared profile is necessarily even, and its highest component is of order $2n$. This decomposition is finite because the pre-exponential polynomial in the expression of $u_n^2(r)$ is of order $2n$, and therefore does not project onto higher order modes. The common case of using a TEM₀₀ signal mode yields $\Gamma_{00} = 1$ and corresponds to a perfect spatial overlap as the optimal pump profile is also a TEM₀₀ mode. The presence

of several non zero coefficients implies that for all cases, except a TEM₀₀ pump mode, the optimal pump profile does not correspond to the signal intensity distribution. For a TEM₁₀ signal mode resonant in the OPA cavity, the only non zero overlap coefficients calculated from Eq. 2 are given by:

$$\begin{aligned} \Gamma_{10} &= 0.58 \\ \Gamma_{12} &= 0.82. \end{aligned} \quad (3)$$

As they are the only non zero ones, they fulfill $\Gamma_{10}^2 + \Gamma_{12}^2 = 1$. For a TEM₂₀ signal mode, the only pump modes which have non zero overlap in the cavity are the TEM₀₀, TEM₂₀ and TEM₄₀ modes. The overlap coefficients are given by:

$$\begin{aligned} \Gamma_{20} &= 0.47 \\ \Gamma_{22} &= 0.44 \\ \Gamma_{24} &= 0.77. \end{aligned} \quad (4)$$

Again, they fulfill $\Gamma_{20}^2 + \Gamma_{22}^2 + \Gamma_{24}^2 = 1$. The presence of several non zero coefficients accounts for the multi-mode aspect of the ideal pump mode. Although generating such a complicated mode is in principle possible by using holograms [?] or forcing a laser cavity to emit in these mode [? ?], we choose as a first step, to use a TEM₀₀ pump mode, as discussed in the next section.

Still using the thin crystal approximation with a multi-mode description of each field as in reference [?], we can show that pumping the OPA cavity with a non optimal mode results in an increase of the oscillation threshold. This increase is inversely proportional to the square of the overlap coefficient between the chosen pump mode and the optimal pump mode. For instance, when the signal mode resonant in the OPA is a TEM₁₀ mode, pumping with a TEM₀₀ mode increases the threshold by a factor $1/\Gamma_{10}^2 \simeq 3$. As for a TEM₂₀ signal mode, pumping with a TEM₀₀ mode increases the threshold by a factor $1/\Gamma_{20}^2 \simeq 4.5$. Since the threshold is directly related to the local intensity in the crystal, it will be further increased for higher order signal mode operations. Indeed, higher order mode intensity is more spread out in the transverse plane than for the TEM₀₀ mode. Therefore the best conversion efficiency is expected to happen for a TEM₀₀ mode pump, independently from any overlap issue. Still in the thin crystal approximation, the threshold is further increased by a factor of 1.3, and 1.6, respectively for TEM₁₀ and TEM₂₀ signal modes, relative to a TEM₀₀ signal mode operation. The relative theoretical thresholds for the three first H-G modes are presented in Table I in section IV.

We have estimated theoretically the threshold modifications imposed by the operation of an OPA with higher order transverse modes, and will use this knowledge in the next sections to interpret our experimental results.

III. THE EXPERIMENTAL SETUP

The experimental squeezing setup is illustrated in Fig. 1. To ensure stable squeezing, 6 locking loops are implemented in the experiment. For locking we use the Pound Drever Hall locking technique, where a phase-modulation is imparted on the optical beams with electric-optic modulators (EOM). The generated error-signals are then fed back to the cavities through piezo-electric elements (PZT) [?]. All cavities in the experiment are therefore held at resonance at the same time. The experiment stays locked for longer than 20 minutes. The only limiting factor is temperature fluctuations in the laboratory.

The experimental procedure for producing squeezing is as follows. The OPA is back seeded with a 1064 nm TEM_{00} beam. The seed is misaligned into the OPA in order to excite higher order H-G modes. The OPA cavity is then locked to the TEM_{n0} mode and pumped with a TEM_{00} second harmonic mode, wavelength $\lambda = 532$ nm, generated internal in our cw solid-state monolithic YAG laser. The laser gives 950 mW of second harmonic power and 195 mW of infrared power [?]. The 1064 nm beam from the laser is first sent through a ring cavity, a so-called mode-cleaner (MC), which filters out the intensity and frequency noise of the laser above the bandwidth of the MC. The MC also defines a high quality spatial mode. A bandwidth of 2.5 MHz is measured and a transmission greater than 90% is obtained for the TEM_{00} mode. The pump beam from the internal frequency doubler passes through an optical isolator (ISO: isolation > 40 dB) and is carefully mode-matched (95%) into the OPA. Working at pump powers below threshold, the seed is either amplified or de-amplified depending on the relative phase between the pump and the seed. This relative phase is stably locked to de-amplification in order to generate an amplitude quadrature squeezed beam.

We used a concentric hemilithic cavity design for the OPA, consisting of a $2 \times 2.5 \times 6.5$ mm³ lithium niobate (MgO:LiNbO₃) type I nonlinear crystal doped with 7% of magnesium. The birefringence of the crystal is highly temperature dependent; accurate temperature control of the crystal, typically at the milli-Kelvin level, is therefore required to achieve optimal phase-matching, as shown in Fig. 2.

The back surface of the crystal is polished so that it has a 8 mm radius of curvature and is high reflectance coated for both wavelengths. The output coupler has 96% reflectivity for 1064 nm and 10% reflectivity for 532 nm, has a radius of curvature of 25 mm, and is placed 23 mm from the front-end of the crystal. The cavity is therefore near concentricity with a waist of 24 μ m for the 1064 nm cavity and 19 μ m for the 532 nm cavity. The OPA has a finesse of approximately 165 with a free spectral range of 10 GHz and a cold cavity bandwidth of 60 MHz. The TEM_{n0} squeezed beam generated at the output of the OPA and the pump beam are separated with dichroic mirrors. The squeezed beam is then analyzed using a

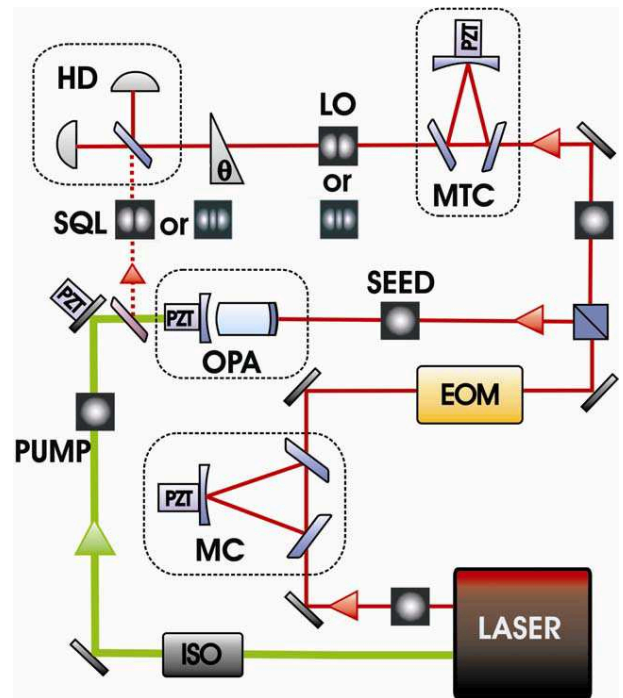


FIG. 1: Experimental setup to generate higher order transverse mode squeezing. An OPA is seeded with a misaligned TEM_{00} beam. The cavity is locked to the fundamental TEM_{n0} mode and pumped with a second harmonic TEM_{00} beam. The TEM_{n0} squeezed beam is analyzed using a homodyne detection (HD), whose TEM_{n0} local oscillator is created from a misaligned ring cavity (MTC).

homodyne detection with a TEM_{n0} local oscillator (LO), thus extracting only the information of the TEM_{n0} component of the squeezed beam. The LO is created with a ring cavity, used as a mode transferring cavity (MTC) and designed to prevent any transverse mode degeneracy when locked to resonance on the TEM_{n0} mode.

Before describing the measured squeezing we focus on the classical behavior of the OPA.

IV. OPTIMIZING THE PARAMETRIC INTERACTION: GAIN AND THRESHOLD MEASUREMENTS

In order to have large parametric interaction we need the best possible mode overlap between pump and seed modes. To achieve this, different issues have to be addressed such as mode-matching and alignment of pump and seed into the cavity. A useful tool for optimizing the parametric interaction - and at the same time the possible amount of squeezing to be extracted - is to measure the classical gain factor of the seed.

Since our OPA is not a cavity for the pump beam, the output coupler has only 10% reflectivity for 532 nm, we can envision three different cases for pumping the OPA

efficiently, knowing that we are restricted to a TEM_{00} pump mode operation, as discussed in the previous section. We can match the pump profile to the TEM_{00} mode defined through the infrared mode; we can de-focus the pump; or, we can misalign the pump to match with one lobe (one side) of the infrared mode, in the TEM_{10} mode case for instance. In each case we have tuned the crystal temperature to maximize the gain and find that the most efficient option is to pump with a TEM_{00} mode that is aligned with the cavity axis and optimally mode matched for maximum coupling to the cavity, as we would do for if we wanted to produce TEM_{00} squeezing. The disadvantage of this method was that the maximum pump power that could be delivered to the system was set by the threshold power of the TEM_{00} .

The optimal temperature of the nonlinear crystal to produce squeezing differs for each TEM_{n0} , due to the different Gouy phase-shifts between H-G modes [?]. The temperature has thus to be re-optimized for each experiment. A direct manifestation of the shift in optimized phase-matching temperature is shown on Fig. 2. This figure shows the classical gain factor measured as a function of the crystal temperature, for signal profiles given by the three first H-G modes, still using the best pumping option. We find that the optimal phase-matching temperature are 62.1°C , 61.6°C and 60.6°C for the TEM_{00} , TEM_{10} and TEM_{20} modes, respectively. The width (FWHM) for optimal phase-matching temperature is approximately 1°C for all three cases.

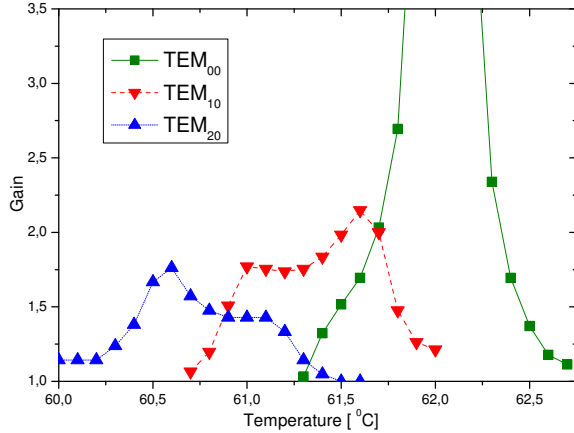


FIG. 2: Classical gain factor as a function of the crystal temperature for OPA operation with a TEM_{00} , a TEM_{10} and a TEM_{20} signal modes. The optimal phase-matching temperature are 62.1°C , 61.6°C and 60.6°C for the TEM_{00} , TEM_{10} and TEM_{20} H-G modes, respectively.

The measured amplification gain curves for TEM_{00} , TEM_{10} and TEM_{20} H-G modes are presented in Fig. 3. We measured a maximum amplification of 300, 23, 5 for the TEM_{00} , TEM_{10} and TEM_{20} H-G modes, respectively. The best measured de-amplification factors are 0.30, 0.56 and 0.70 for the TEM_{00} , TEM_{10} and TEM_{20} H-G modes, respectively. On one hand, the de-amplification of 0.30

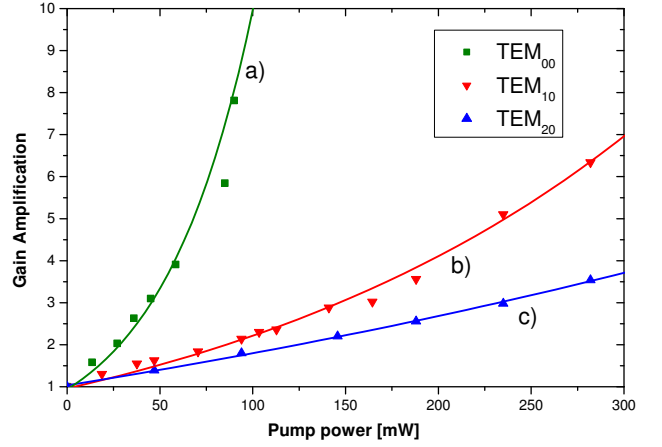


FIG. 3: Experimental classical amplification gain curves for the OPA. a) TEM_{00} , b) TEM_{10} and c) TEM_{20} H-G modes. The solid lines are exponential fits.

for the TEM_{00} indicates that the system is close to the oscillation threshold, since the theoretical value for de-amplification from a back seeded OPA at threshold is 0.25. On the other hand, the threshold is far from being reached for the TEM_{10} and TEM_{20} modes cases. The reason why the de-amplification curves are flat and do not reach the theoretical value of 0.25 is due to mode-mismatch between the pump and seed which induces phase noises and losses.

The oscillation threshold is measured to be 260 mW of pump power when the OPA is resonant for the TEM_{00} signal mode. However, the threshold for higher order modes cannot be accessed experimentally because the system starts to oscillate on the TEM_{00} as soon as the pump power reaches approximately 350 mW, even when the crystal temperatures are optimized for an operation on the TEM_{10} and TEM_{20} modes. Nevertheless, we can use the gain curves obtained experimentally for the TEM_{10} and TEM_{20} modes with a TEM_{00} pump in order to estimate the threshold for the TEM_{10} and TEM_{20} modes. A linear fit of the first couple of data points gives the relative gain slopes between the TEM_{10} , TEM_{20} and TEM_{00} modes, yielding an estimate of the relative threshold. We find the thresholds for the TEM_{10} and TEM_{20} OPA operation regimes to be approximately 1000 mW and 1600 mW, respectively. These values can be compared with a theoretical calculation of the thresholds introduced in section II, taking into account the imperfect spatial overlap between the infrared mode resonant in the cavity and the TEM_{00} pump mode and the lower local intensity for higher order modes. This comparison is presented in Table I, showing a very good agreement between theory and the experimental measurements.

We have estimated the threshold for each operation of the OPA on higher order modes, which will allow a calculation of the maximum amount of squeezing that

	TEM ₀₀	TEM ₁₀	TEM ₂₀
Experimental	1	3.9 ± 0.5	6.2 ± 0.8
Theoretical	1	4	7

TABLE I: Threshold comparison between experimental results and theory in the thin crystal approximation. The threshold for the different modes is normalized with respect to the TEM₀₀ threshold power.

can be generated by the system in the next section.

V. TEM₀₀, TEM₁₀ AND TEM₂₀ SQUEEZING

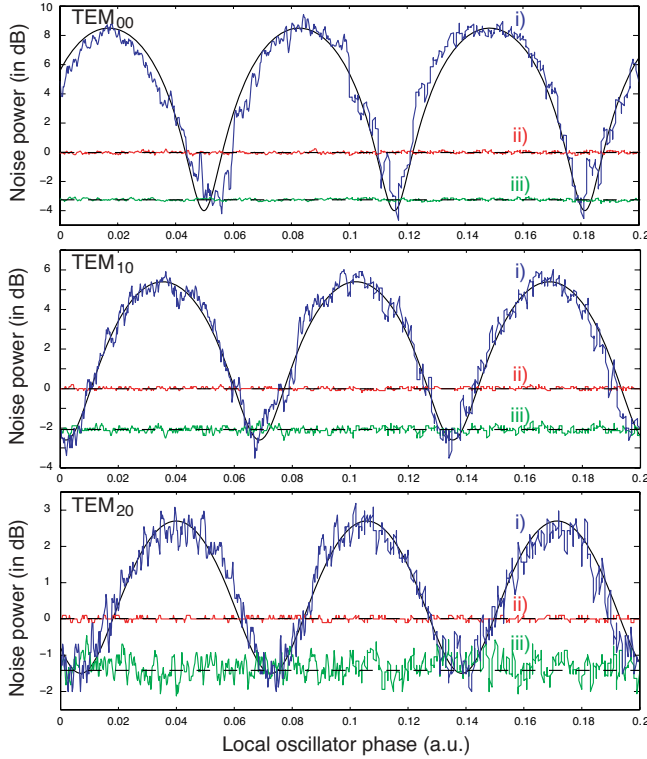


FIG. 4: Experimental squeezing traces on the a) TEM₀₀, b) TEM₁₀ and c) TEM₂₀ modes, recorded by homodyne detection. i) Scan of the relative phase between the LO and the squeezed beam. ii) Quantum noise limit. iii) Phase of the LO locked to the squeezed amplitude quadrature.

The experimental squeezing curves in the TEM₀₀, TEM₁₀ and TEM₂₀ modes are shown in Fig. 4. The squeezing spectra are recorded on a spectrum analyzer with a resolution bandwidth of 300 kHz and video bandwidth of 300 Hz at a detection frequency of 4.5 MHz. All traces are normalized to the quantum noise level (QNL). The QNL given by trace ii) is measured by blocking the squeezed beam before the homodyne detector. Trace i) is obtained by scanning the phase of the LO, and trace iii) by locking the LO phase to the squeezed amplitude

quadrature. The smooth line is the theoretical fit of the noise variance assuming the actually experimental parameters. We measured -4.0 ± 0.2 dB of squeezing and $+8.5 \pm 0.5$ dB of anti-squeezing for the TEM₀₀ mode, -2.6 ± 0.2 dB of squeezing and $+5.4 \pm 0.4$ dB of anti-squeezing for the TEM₁₀ mode, and -1.5 ± 0.3 dB of squeezing and $+2.7 \pm 0.4$ dB of anti-squeezing for the TEM₂₀ mode. To our knowledge, this is the first demonstration of higher order transverse mode squeezing using an OPA. These values have been corrected for electrical noise, which is 9.1 ± 0.1 dB below the QNL, and is mostly due to the amplifiers in the photo-detectors.

In order to perform these measurements, we used the following pump powers which were maximizing the amount of squeezing: 100 mW for the TEM₀₀ mode and 300 mW for TEM₁₀ and TEM₂₀ modes. We were unable to pump the OPA with higher power, as the system was starting to oscillate on the TEM₀₀ mode at 300 mW, even when the cavity was locked to another mode, as discussed in the previous section.

We can calculate an upper limit for the measurable noise variance of the amplitude V^- and phase V^+ quadratures at zero frequency, using the following simple analytical expression [?]:

$$V^\pm(0) = 1 \pm \eta_{esc} \frac{4\sqrt{P/P_{thr}}}{\left(1 \mp \sqrt{P/P_{thr}}\right)^2}, \quad (5)$$

where P and P_{thr} correspond to pump and threshold power, respectively ; $\eta_{esc} = T/(T + L)$ is the escape efficiency, where L is the intra-cavity loss and T is the transmittance of the output-coupler. The estimated intra-cavity losses for our OPA is approximately $L = 0.0043$, where we consider absorption in the material (0.1%/cm) and scattering at the mirror and crystal. This gives a cavity escape efficiency of approximately $\eta_{cav} = 0.89$. The calculated squeezing and anti-squeezing for the different modes, using Eq 5 are shown in Table IIc). The discrepancy between the calculated and experimental values suggests that there exists losses in our system.

From Fig. 4, we can see that the noise spectrum from the OPA is far away from the minimum uncertainty state predicted for a lossless OPA. We will in the following estimate and characterize the losses in our experiment.

The total detection efficiency of our experiment, is given by: $\eta_{total} = \eta_{cav}\eta_{prop}\eta_{det}\eta_{hd}$, where $\eta_{prop} = 0.97 \pm 0.02$ is the propagation efficiency, $\eta_{det} = 0.93 \pm 0.05$ is the photo-detector (Epitaxx ETX500) efficiency. η_{hd} is the homodyne detection efficiency. By carefully optimizing the homodyne detection efficiency we measured $\eta_{hd}(TEM_{00}) = 0.98 \pm 0.02$, $\eta_{hd}(TEM_{10}) = 0.95 \pm 0.02$ and $\eta_{hd}(TEM_{20}) = 0.91 \pm 0.02$ for the different modes. The mode dependance is firstly due to the larger spatial extension of higher order modes, which are more apertured by the optics. Moreover, the fringe visibility drops for higher order modes because of the additional transverse degree of freedom compared to the TEM₀₀ case. Finally, a small mode mismatch has more dra-

	TEM ₀₀		TEM ₁₀		TEM ₂₀	
a) Corrected	-4.0	+8.5	-2.6	+5.4	-1.5	+2.7
b) Inferred	-5.1	+9.0	-3.2	+5.9	-1.9	+3.1
c) Calculated	-7.6	+11.0	-6.8	+9.1	-5.4	+6.5

TABLE II: TEM_{n0} mode squeezing and anti-squeezing a) Corrected for electronic noise. b) Inferred by taking detection and propagation losses into account. c) Calculated taking the cavity escape efficiency and relative pump power into account.

matic effects on the fringe visibility for a complex intensity distribution. The total estimated detection efficiencies for our experiment are therefore $\eta_{total} = 0.79 \pm 0.04$, $\eta_{total} = 0.76 \pm 0.04$ and $\eta_{total} = 0.73 \pm 0.04$ for the TEM₀₀, TEM₁₀ and TEM₂₀, respectively. From these efficiencies can we infer squeezing and anti-squeezing values, see Table II. In order to compare these efficiencies, we can calculate the total theoretical detection efficiency from the squeezing spectrum. The theoretical detection efficiency for a lossy OPA is given by:

$$\eta = \frac{V_{SQL} + V_{ASQL} - 1 - V_{SQL}V_{ASQL}}{V_{SQL} + V_{ASQL} - 2}, \quad (6)$$

where V_{SQL} is the measured squeezing, V_{ASQL} is the measured anti-squeezing and η is the total efficiency of the experiment. The calculated efficiencies can be seen in Table III.

The discrepancy between the calculated and the estimated efficiencies, suggests that additional losses are present in the system. A common extra possible loss factor is given by green induced infra-red absorption (GRIIRA) [?]. But according to Furakawa *et al.* no effect of GRIIRA should be seen in our setup as we have chosen a 7% MgO doped LiNbO₃ crystal. Nevertheless, we find that the losses seem to be induced by the pump and are dependent on the H-G mode intensity distribution and are therefore more important in an OPA pumped with a non-optimal pump. Eq. 3 and Eq. 4 show that the mode-overlap between the TEM₀₀ pump and the TEM₁₀ and TEM₂₀ seed are only 0.58 and 0.47, respectively. Therefore more losses are induced and degrade the measurable squeezing for the higher order H-G modes. This is also what we find from the theoretical calculated efficiency, Eq. 6. The comparison suggest that we have a decrease in the cavity escape efficiency due to absorption in the crystal to $\eta_{cav,00} = 0.76 \pm 0.02$, $\eta_{cav,10} = 0.62 \pm 0.02$ and $\eta_{cav,20} = 0.53 \pm 0.02$ for the TEM₀₀, TEM₁₀ and TEM₂₀, respectively. This indicates that the absorption is getting larger for higher order H-G modes due to the decrease in mode-overlap between the (non-optimal) pump mode and the higher order H-G signal mode resonant in the OPA, which is in good agreement with the simple mode-overlap model.

Losses are at this point limiting the amount of measurable squeezing in the higher order H-G modes. However, we believe that there is a potential for further improvement. A next experimental proposal would be to

	TEM ₀₀	TEM ₁₀	TEM ₂₀
Est. efficiency	0.79 ± 0.04	0.76 ± 0.04	0.73 ± 0.04
Cal. efficiency	0.67 ± 0.03	0.53 ± 0.03	0.40 ± 0.03

TABLE III: Comparison between estimated and calculated detection efficiency in our system.

generate optimal pump profiles in order to pump the OPA more efficiently. As previously discussed, a way of achieving perfect mode-matching between the TEM₁₀ seed and the pump is by creating a "multi-mode" pump beam consisting of a mixture of TEM₀₀ and TEM₂₀. For the TEM₂₀ mode, the pump mode should be a mixture of TEM₀₀, TEM₂₀ and TEM₄₀ modes. This multi-mode pump mode can be synthesize using a spatial light modulator or by using a series of mode transferring cavities. The later method for synthesize the multi-mode is experimental very challenging.

VI. CONCLUSION

In this contribution we demonstrate the generation of squeezed light in the TEM₀₀, TEM₁₀ and TEM₂₀ modes. To our knowledge this is the first demonstration of higher order transverse mode squeezing using an OPA. Losses in the material limit us presently to noise suppressions of 4 dB, -2.6 dB and -1.5 dB. However, we can infer about -7 dB and -5 dB of noise suppression inside the OPA. This is similar to the degree of squeezing observed in conventional CW quantum optic experiments and we believe that future improvements of our setup will allow us to increase the observed amount of squeezing. We propose a method to maximize the measurable squeezing of the present system using a spatial light modulator to synthesize the multi-mode pump mode to generate the optimal pump profiles for pumping the OPA more efficiently and to minimize the nonlinear intra-cavity losses.

Using the transverse spatial properties of laser beams, we are now able to produce all the required tools for higher order continuous laser quantum optics experiments. The key components are the ability to generate the H-G modes selectively with high efficiency and the availability of simple and fully efficient modulation and detection techniques. The way for parallel quantum information processing with continuous variables in the transverse plane of a laser beam using the basis of H-G modes is now open. In order to test parallel quantum information protocols, we plan for future experiments to produce spatial entanglement using two higher H-G mode squeezers. Other types of experiments that could follow are dense coding of spatial information, teleportation of spatial information and spatial holography.

Acknowledgement

We would like to thank Preben Buchhave, Jiri Janousek and Magnus Hsu for many useful discussions.

This work was supported by the Australian Research Council Centre of Excellence scheme. ML is supported by the Danish Technical Research Council (STVF Project No. 26-03-0304).