

Experimental Quantum Communication without Shared Reference Frame

Teng-Yun Chen¹, Jun Zhang¹, J.-C. Boileau², Xian-Min Jin¹,

Bin Yang¹, Qiang Zhang^{1,3}, Tao Yang^{1,3}, R. Laflamme², and Jian-Wei Pan^{1,3}

¹ Hefei National Laboratory for Physical Sciences at Microscale and Department of Modern Physics, University of Science and Technology of China, Hefei, Anhui 230026, China.

² Institute for Quantum Computing, University of Waterloo, Waterloo, Ontario, N2L 3G1, Canada.

³ Physikalisches Institut, Universität Heidelberg, Philosophenweg 12, 69120 Heidelberg, Germany.

(Dated: April 17, 2019)

We present an experimental realization of a robust quantum communication scheme [Phys. Rev. Lett. **93**, 0220501 (2004)] using pairs of photon entangled in polarization and time. The scheme overcomes errors due to collective rotation of the polarization modes (for example, birefringence in optical fiber or misalignment), is insensitive to phase's fluctuation of the interferometer and does not require precise timing. No shared reference frame is required except from the need to label the different photons. We use this scheme to implement a robust variation of the Bennett-Brassard 1984 quantum key distribution protocol (BB84) over 1km of optical fiber. We conclude by discussing and solving the unconditional security of our protocol.

PACS numbers: 03.67.Dd, 03.65.Ud, 03.67.Pp

Quantum cryptography [1], whose security is based on the fundamental principles of quantum mechanics, is a fast expanding field of quantum information both theoretically and experimentally [2]. Recently, many quantum key distribution (QKD) experiments have been realized through optical fiber and free space using weak-coherent source or entangled photon pairs. The maximum distances of free space QKD using weak-coherent source and entangled photons are 23.4km by Kurtsiefer *et al.* [3] and 13km by Peng *et al.* [4], respectively. Their aim was to try to validate the feasibility of quantum communication with satellites. Despite some security flaws, fiber-based QKD over 100km has been achieved [5].

Polarization and phase-time are most common coding methods to implement QKD. Although polarization can be suitable for free space QKD, it is generally not suitable for fiber-based QKD because of the time and wavelength dependences of birefringence which will depolarize the photons. Experimentally, active feedback or self-compensation could be applied to solve these problems [6], but it is efficient only when the thermal and mechanical fluctuations are rather slow. A popular alternative to polarization coding is phase-time coding using unbalanced interferometers [7, 8]. However, phase-time coding can be very sensitive to the phase's fluctuations between the two arms of the interferometers and requires thermal stability. Some ingenious tricks like two-way communication [9] are insensitive to phase's fluctuation, but have themselves disadvantages like being incompatible with perfect single photon sources and being sensitive to backscattering light.

To overcome the problems mentioned above, Walton *et al.* proposed a scheme based on decoherence-free subspace (DFS) which required encoding qubits using phase and time entanglement between two photons [10]. Then Boileau *et al.* [11] proposed a variation of that protocol that use a combination of time bins and polarization modes for coding. These schemes are insensitive

to phase's fluctuations of the interferometer and robust against collective rotation induced by birefringence or misalignment. In single photon QKD protocol, a precisely synchronized clock is necessary to reduce the time window to minimize the contribution of dark counts. However, it is not the case for coding schemes using photon pairs, because the photons simultaneously originating from the pair can provide precise time references for each other. The fact that no synchronized clock is necessary could be useful if the arrival time of photon fluctuates.

The obvious disadvantages of two photon schemes are that they are much more sensitive to photon loss and seem more inefficient than the single photon schemes. However, it would be possible to reduce the qubit losses to a level comparable to single photon schemes by using post-selection, entanglement swapping and quantum memory devices [12]. As a step forward in that direction, we implemented a variation of the BB84 protocol based on the robust scheme of Boileau *et al.* [11], and realized an efficient quantum communication without any shared reference frame.

Our experimental scheme is illustrated in Fig. 1. On Alice's side, polarization-entangled photon pairs are generated via type-II spontaneous parametric down-conversion (SPDC) [13]. The two photons of each pair are labelled by passing two arms with 1.8m length difference. In the long arm, two Pockel cells (POC1 and POC2), driven by high voltage pulse generators gated with random number signal, are used to produce the four states similar to that of BB84: $|HV\rangle + |VH\rangle$, $|HV\rangle - |VH\rangle$, $|HV\rangle + i|VH\rangle$ and $|HV\rangle - i|VH\rangle$, where H and V stand for horizontal and vertical polarization mode, respectively.

The two entangled photons can be combined into the same path in the beam-splitter BS1 with a probability of 1/4. Afterward, the vertically polarized photons are firstly tagged with a delay T in an unbalanced interferometer composed of two polarizing beam-splitters

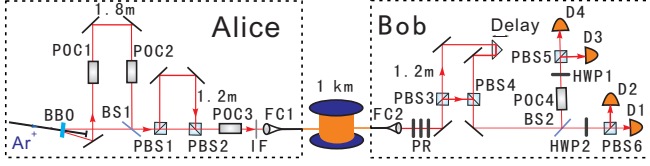


FIG. 1: Experiment setup for robust QKD. A 400 mW Argon-ion laser beam (Ar^+) of 351 nm passes through a 2 mm beta-barium-borate (BBO) crystal and produces polarization-entangled photon pairs of 702 nm. POC1-POC4 are four Pockel cells; BS1 and BS2 are beam-splitters; PBS1-PBS6 are six polarized beam-splitters; FC1 and FC2 are two fiber couplers; HWP1 and HWP2 are two half-wave plates (HWP); a HWP inserting between two quarter-wave plates (QWP) constitutes a polarization rotator (PR); IF is an interference filter; D1-D4 are four single photon detectors.

(PBS1 and PBS2) with a 1.2m difference between the two pathes' length. The POC3 is added to perform a random collective rotation of polarization before the photons are collected into the fiber coupler (FC1). Then, the photons are sent to Bob directly or through a 1 km single mode optical fiber. A polarization rotator (PR) is used to simulate the collective rotation noise. On Bob's side, the received horizontally polarized photons are tagged with the same delay T . To make the two timing tags exactly the same, a right-angled prism (Delay in Fig. 1) is used to adjust the path length precisely.

Using notation introduced in Ref. [11] and supposing that the initial state was of the form $\alpha|HV\rangle + \beta|VH\rangle$, the resulting state can be written as:

$$\begin{aligned} & ((\delta_1 + 1)/2)(\alpha|H'_T V'_T\rangle + \beta|V'_T H'_T\rangle) \\ & + ((\delta_1 - 1)/2)(\alpha|V'_T H'_T\rangle + \beta|H'_T V'_T\rangle) \\ & + ((\delta_2 + \delta_3)/2)(\alpha|H'_T H'_T\rangle + \beta|H'_T H'_T\rangle) \\ & + ((\delta_2 - \delta_3)/2)(\alpha|V'_T V'_T\rangle + \beta|V'_T V'_T\rangle), \end{aligned}$$

where $|H'\rangle$ and $|V'\rangle$ represent Bob's polarization basis frame which can be different from Alice's one. The subscripts T and TT mean that the photon has been tagged once and twice, respectively. The δ_j 's are parameters that depend directly on the collective rotation of the polarization mode. They satisfy the following relation: $||\delta_1||^2 + ||\delta_2||^2 + ||\delta_3||^2 = 1$. Giving the arrival time of the photons, the final state is projected to the original state with a probability $p_s = ||\frac{\delta_1+1}{2}||^2$. The p_s could be anything between 0 and 1. To make p_s independent of the environment or any misalignment of the reference frame, Alice or Bob could apply a random unitary transformation $B^{\otimes 2}$ between the two tagging operations. If B is chosen from the uniform distribution over $U(2)$, then p_s is in average equal to $\frac{1}{3}$ whatever is the collective rotation. Because it's difficult to realize random transformation B over the whole $U(2)$ space experimentally, we simplify the experimental set-up by using only one POC (POC3 in Fig.1). Making it do nothing half of the time, and a bit-flip operation otherwise, p_s could also average to a non-zero value, $\frac{1}{4} \leq p_s \leq \frac{1}{2}$.

The received photons are split at BS2. The two half-wave plates HWP1 and HWP2 are set such that

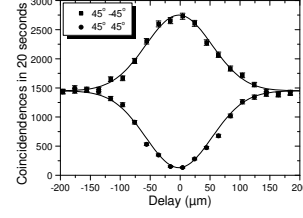


FIG. 2: Interference pattern observed for the state $|H'_T V'_T\rangle - |V'_T H'_T\rangle$ after applying a Hadamard gate on each photon and by measuring the coincident counts. The zero delay position corresponds to the maximum interference visibility.

they performs as Hadamard gates on the polarization. By switching POC4 such that it do nothing or act as a QWP at 90° , we can select a random measurement basis (either $\{|H'_T V'_T\rangle + |V'_T H'_T\rangle, |H'_T V'_T\rangle - |V'_T H'_T\rangle\}$ or the $\{|H'_T V'_T\rangle + i|V'_T H'_T\rangle, |H'_T V'_T\rangle - i|V'_T H'_T\rangle\}$). By post-selecting the cases where each of two photons exit from different outputs of BS2 and their arrival time difference is 6ns (which is related to the 1.8m time label), the states are differentiated according to their polarization (the same or different) [11]. The detection events within the 3ns coincident time window are recorded to generate quantum key bits.

For the measurement to succeed, it is crucial to observe two photons interference after the timing tags. It requires to match accurately the difference of the path's lengths of the two interferometers by adjusting the prism on Bob's side (see Fig. 1). The curve in Fig. 2 shows an interference fringe with a visibility of above 95%. The fact that interference is observed over a large length interval (of about one hundred micrometers) clearly implies that the interference is robust against the phase instability of the interferometers as claimed in Ref. [10, 11].

In order to demonstrate the robustness of the protocol in principle, we first use a 4m optical fiber to implement the QKD protocol. Approximately 12,000Hz polarization-entangled pairs are detected behind a interference filter (IF) of 1.6nm FWHM. The entangled photon pairs are transferred to one of the four states randomly and sent to Bob. Due to the photon losses in the BSs and the fiber connectors, only a maximum of 140Hz coincidences can be registered on Bob's side after calibrating the PR. We then rotate the angle of the first QWP of the PR to simulate the degree of collective rotation noise. In the experiment, five settings are selected for particular angles of the QWP. The first setting corresponds to the case where there is no collective rotation and coincidence is maximal. The last setting corresponds to a collective bit-flip. The other settings are chosen via rotating the angle of QWP with equal intervals between the best and the worst settings. We investigated the change of error rates and coincidences under these conditions with or without random rotation implemented by POC3.

As shown in Fig.3, the coincidence without random rotation is very dependent of the collective noise. When the angle of rotation increases, the coincidence decreases to a minimum while the error rate increases close to 50%. As predicted, using random rotation makes the coincidence

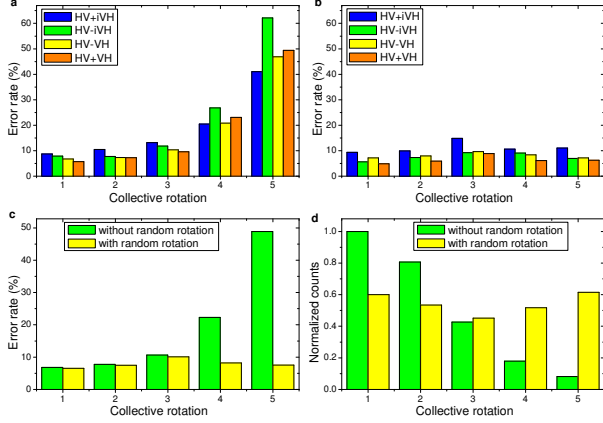


FIG. 3: Quantum bit error rates (QBER) measured under different collective rotations and with a 4m single mode fiber. The first collective rotation correspond to the identity and the fifth, to a bit-flip. The angles in between are chosen as described in the text. The QBER of each states was measured in 20 minutes without (a) or with random rotations (b). The average QBER over all states with and without the random rotations are compared in (c). In (d), we give the normalized coincidence counts in function of the angle of the collective rotation with or without random rotations.

and the error rates much less dependent on the collective noise. We later show that the all the error rates obtained with the random rotations are suitable for secured QKD.

We also constructed a practical QKD system over 1km single mode fiber, whose attenuation for each photon at 702 nm is 4.8 db/km. Due to the photon loss in the fiber and an additional fiber connector, the maximal coincidence detected in Bob's side dramatically drops to 1.4Hz. We measured the error rates under the same collective noise settings as used in the experiment with short fiber. The results of the experiment are shown in Fig.4. Due to the photon loss, the QBER observed in the experiment is a bit higher than the cases with short fiber, but is still well below the lower bound for secure key distribution.

In fact, the error rates are mostly come from the imperfection of state preparation and accidental coincidence. The 2000 Hz single count rate of each detector and the 3ns coincidence window lead to an accidental coincidence of 0.024Hz. When the collective noise changes, the accidental coincidence will induce an error rate from 1.7% to 50% when no random rotation is applied. However, with the help of random rotation it will only cause an error rate varied from 3.4% to 6.8%, which is much more independent of the collective noise. The imperfect state source will also cause an error rate of 4%. The average error rate is observed to be $10.2\% \pm 0.3\%$ (see Fig.4-c). The following security proof will show that our experimental method can successfully distribute quantum key over a practical collective noise channel without shared reference frame.

It should be noted that our experimental measure-

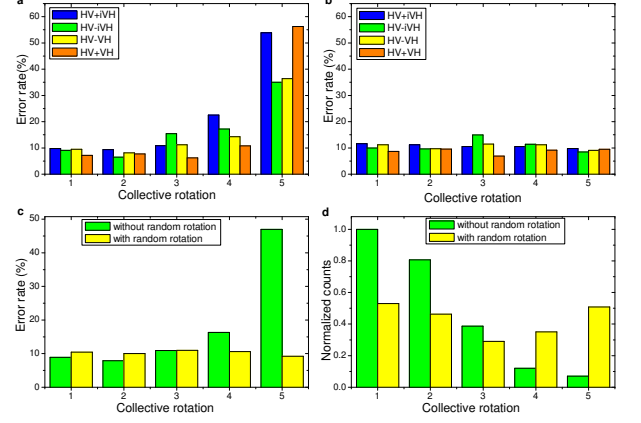


FIG. 4: QBER measured under different collective rotations (as in Fig. 3) and with a 1km single mode fiber. The QBER of each states was measured in 3 hours without (a) or with random rotations (b). The average QBER over all states with and without the random rotations are compared in (c). In (d), we give the normalized coincidence counts in function of the angle of the collective rotation with or without random rotations.

ments are not exactly the same as the ones required by the standard BB84 protocol. However, if Bob was able to do a projection into the space S spans by $|H'V_T'\rangle$ and $|V_T'H'\rangle$, then both measurements would be identical. Instead of doing this projection directly, suppose that, just before his tag operation, Bob apply on the polarization modes of the photon pairs a random phase shift $M_\phi = \begin{pmatrix} 1 & 0 \\ 0 & e^{i\phi} \end{pmatrix}^{\otimes 2}$ with ϕ chosen between $0, \frac{\pi}{2}, \pi$ or $\frac{3\pi}{2}$.

Because of the post-selection, the only states that we need to consider are the ones of the form $a_1|H'V_T'\rangle + a_2|V_T'H'\rangle + a_3|H'H'\rangle + a_4|V_T'V_T'\rangle$ for some complex numbers a_i . Consider the density matrix ρ of an arbitrary mixture of these states. Simple calculations show that the elements of $\rho' = \sum_{\phi=0, \frac{\pi}{2}, \pi, \frac{3\pi}{2}} M_\phi \rho M_\phi^\dagger$ that corresponds to $|V_T'V_T'\rangle\langle H'V_T'|$, $|H'H'\rangle\langle H'V_T'|$, $|V_T'V_T'\rangle\langle V_T'H'|$, $|H'H'\rangle\langle V_T'H'|$ and their transposes vanish. In other word, sometime the state is projected into or outside S . In the first case, the measurement reduce to one of the two von Neumann measurement used in the standard BB84. In the other case, the state may be projected outside S and the measurement fails. If Alice and Bob were able to know exactly which pairs were projected inside or outside S then they could reject those pairs that correspond to the wrong projection and could perform the standard BB84 protocol with the remaining pairs. However, they don't have this information. Instead, they can measure with a good accuracy the ratio of the states that are projected inside S , which we refer to as p^S . This can be achieved by selecting a random sample of photon's pairs on which the measurement corresponding to $\{|H_T'H_T'\rangle, |H_T'V_T'\rangle, |V_T'H_T'\rangle, |V_T'V_T'\rangle\}$ is applied immediately after the tagging operation, and by

counting the results corresponding to either $|H'_T V'_T\rangle$ or $|V'_T H'_T\rangle$. If that sample is large enough, the measured ratio of states projected inside and outside S will be very close to p^S . Remark that the number of pairs required for the measurement of p^S is asymptotically negligible.

To obtain a secure key, it is necessary and sufficient to bound Eve information about the key after bit error correction since privacy amplification [14, 15] can be used to reduce asymptotically that information to zero with a key's lost proportional to Eve's information. For the qubits projected outside S , Alice and Bob assume the worst case scenario and suppose that Eve has full information about the results corresponding to these states. For the qubits projected inside S , Shor and Preskill's proof [16] bound Eve's information after bit error correction by $H(e_x^S)$. Consequently, the secret key generation rate is at least $p^S - H(e_x) - p^S H(e_x^S)$ of the conclusive results. Note that, H is the Shannon entropy, e_x and e_x^S are the bit error rate over all conclusive results and over the conclusive results that were projected inside S , respectively. A conclusive result is defined as any measurement that gives a bit to the key before error correction and privacy amplification.

Since both e_x and p^S can be measured directly by using a sample of test bits, to estimate the secret key generation rate, Alice and Bob only need an upper bound for e_x^S . e_x^S can be estimated from the identity $e_x = p^S e_x^S + (1 - p^S) e_x^{\bar{S}}$, where $e_x^{\bar{S}}$ is the error rate of the conclusive results corresponding to the states projected outside S . As a consequence of Bobs random choice of Φ for M_Φ and the fact that the coefficients of the density matrix ρ' corresponding to $|V'_T V'_T\rangle\langle H' H'|$ and $|H' H'\rangle\langle V'_T V'_T|$ are zeros, $e_x^{\bar{S}}$ asymptotically. In the experiment, we measured p^S using the method explained above. In the case with 4

m fiber, p^S is measured to be 97% and in the case with 1 km fiber p^S is 91%. With the help of random rotations, the e_x s observed in both cases (see Figs.3 and 4) are sufficient to guarantee secure key distribution.

Any coherent attack from an eavesdropper was considered in our security analysis. However, we assumed perfect state preparation and measurements, and that Eve's has no access whatsoever to Alice and Bob's lab. For a more realistic security analysis, considerations as the ones treated in Ref. [17, 18] would be necessary.

In summary, we have realized one of the first efficient quantum communication protocols without shared spatial and reference frame including no time reference, except to label the qubits. It could be useful for free-space transmission in the case where the receiver and the sender are moving relative to each other. It could also be useful to avoid birefringence effect in optical fiber and would be a possible solution to the phase instability of interferometers. Our experiment is a first step toward more efficient robust quantum communication since it is only an example of a series of more complex quantum communication schemes exploiting the decoherence-free subsystem of the collective noise and time tags[19]. We also showed the unconditional security of a robust quantum key distribution protocol based of BB84. We conclude with the remarks that technological advances of entangled photon sources and quantum memories would greatly enhance our results.

This work was supported by the CAS, the NNSFC, the NSERC and the PCSIRT. This work was also supported by the Alexander von Humboldt Foundation, the Marie Curie Excellence Grant of the EU and the government of Ontario.

-
- [1] C. H. Bennett and G. Brassard, in *Proceeding of the IEEE International Conference on Computers, Systems, and Signal Processing, Bangalore, India* (IEEE, New York, 1984), pp.175-179 (1984).
 - [2] N. Gisin, G. Ribordy, W. Tittel and H. Zbinden, *Rev. Mod. Phys.* **74**, 145 (2002).
 - [3] C. Kurtsiefer *et. al.*, *Nature* (London) **419**, 450 (2002).
 - [4] C.-Z. Peng *et. al.*, *Phys. Rev. Lett.* **94**, 150501 (2005).
 - [5] C. Gobby, Z. L. Yuan and A. J. Shields, *Appl. Phys. Lett.* **84**, 3762 (2004); T. Kimura *et. al.*, *quant-ph/0403104*.
 - [6] J.D. Franson and B.C. Jacobs, *Electron. Lett.* **31**, 232 (1995).
 - [7] C. H. Bennett, *Phys. Rev. Lett.* **68**, 3121 (1992).
 - [8] R. Hughes, G. Morgan and C. Peterson, *J. Mod. Opt.* **47**, 533 (2000); G. Ribordy *et. al.*, *ibid.* **47**, 517 (2000); W. Tittel, J. Brendel, H. Zbinden and N. Gisin, *Phys. Rev. Lett.* **84**, 4737 (2000).
 - [9] A. Muller *et. al.*, *Appl. Phys. Lett.* **70** 793(1997); D. Stucki *et. al.*, *New J. Phys.* **4**, 41 (2002).
 - [10] Z.D. Walton *et. al.*, *Phys. Rev. Lett.* **91**, 087901 (2003).
 - [11] J.-C. Boileau, R. Laflamme, M. Laforest and C. R. Myers, *Phys. Rev. Lett.* **93**, 220501 (2004).
 - [12] J.-C. Boileau, D. Poulin, K. Tamaki and R. Laflamme, *to be published*..
 - [13] P.G. Kwiat *et. al.*, *Phys. Rev. Lett.* **75**, 4337 (1995).
 - [14] C. H. Bennett, G. Brassard and J.-M. Robert, *SIAM Journal on Computing*, 17(2): 210, (1988).
 - [15] R. Renner and R. König, In *Theory of Cryptography-TCC 2005, LNCS(Springer, Berlin, 2005)*, p.407.
 - [16] P. W. Shor and J. Preskill, *Phys. Rev. Lett.* **85**, 441 (2000).
 - [17] D. Gottesman, H.-K. Lo, N. Lütkenhaus and J. Preskill, *Quant. Info. and Comp.* Vol.4, No. 5, 325 (2004).
 - [18] N. Gisin *et. al.*, *Phys. Rev. A* **73**, 022320 (2006).
 - [19] J. L. Ball and K. Banaszek, *Open Syst. Inf. Dyn.* **12**, 121 (2005).