

# Threshold Estimates for Homogeneous Ancillae

Bryan Eastin\*  
University of New Mexico

I describe a procedure for estimating thresholds for quantum computation as a function of error model given the availability of ancillae prepared in logical states with independent, identically distributed errors. The thresholds are determined via a simple counting argument performed on a single qubit of an infinitely large CSS code. I give concrete examples of thresholds thus achievable for both Steane and Knill style fault tolerant implementations.

## I. INTRODUCTION

The threshold for fault tolerant quantum computation is defined as the error rate below which, given an unlimited (but sub-exponential) number of qubits, it is possible to compute indefinitely. Knowledge of thresholds is clearly an important tool for use in the design of quantum computing architectures, but as of yet no simple unified scheme exists for determining them. The great variance of threshold estimates in the literature is due partly to advances and improvements in the field of fault tolerance, but also partly to differing approximations and assumptions regarding error models and resources. This makes direct comparison of fault tolerant procedures difficult and tends to limit error models to some form of the depolarizing channel. The work presented herein was motivated by the desire for a method of threshold estimation that could easily be applied to a variety of error models and fault tolerant formulae.

Recent work by Reichardt [1] has indicated that, assuming we are willing to discard suspect states, moderately sized ancillae can be prepared so well that their contribution to the failure probability of an encoded circuit becomes small. Moreover, my own investigations suggest that the residual error on such ancillae is primarily due to their verification. Inspired by this revelation, I sought a method of determining the threshold given the availability of ancillae with independent, identically distributed errors, expecting that the resulting value would not be too different from that which might be achieved through unfettered use of qubits.

In this paper I describe such a method of estimating thresholds for fault tolerant formulae employing CSS codes. I assume that it is possible to prepare logical states such that errors on the component qubits are independent and all qubits have the same error spectrum. Using this assumption as well as the structure of CSS encoded gates and a few error propagation tricks, it is possible to express the failure probability of an encoded operation in terms of the error probabilities of a single strand of the block code. In the limit that the number of encoding qubits goes to infinity, the criterion for encoded failure become particularly simple, consequently yielding

a threshold in which all error probabilities are free parameters, including the probabilities of different kinds of Pauli errors on a particular gate.

The structure of this paper is as follows. Section II introduces notation and gives a brief exposition of CSS codes, fault tolerance, and thresholds. Section III enumerates my assumptions. Section IV outlines the theory needed to generate thresholds using an infinitely large CSS code and logical ancillae with independent, identically distributed errors. Section V describes in detail how the necessary error probabilities are determined. Section VI performs this analysis for a few cases of special interest, including Knill and Steane style fault tolerant quantum computation schemes paired with a selection of error models. Section VII discusses the resource requirements of my approach. Finally, section VIII concludes with a brief review of my results and a discussion of possible directions for future work.

## II. BACKGROUND

### A. Notation

Throughout this paper  $X$ ,  $Y$ , and  $Z$  are used to denote the Pauli operators while  $CX$  denotes the controlled-NOT or XOR gate. I also make use of Hadamard and phase gates, which are given in the standard basis by

$$H = \frac{1}{\sqrt{2}} \begin{bmatrix} 1 & 1 \\ 1 & -1 \end{bmatrix} \quad \text{and} \quad P = \begin{bmatrix} 1 & 0 \\ 0 & i \end{bmatrix} \quad (1)$$

respectively. Together these gates span the Clifford group, an important subset of quantum operations. The addition of the  $\frac{\pi}{4}$  rotation,

$$T = \begin{bmatrix} 1 & 0 \\ 0 & e^{i\frac{\pi}{4}} \end{bmatrix}, \quad (2)$$

completes a universal set for quantum computation.

I use quantum circuit notation rather extensively. A review of this formalism can be found in Nielsen and Chuang's book [2]. I deviate slightly from their standard in that no decoration is added to distinguish encoded circuits from unencoded circuits.

A group of qubits combined via a quantum code into a logical (encoded) state is referred to as a block. Encoded states are identified by a bar over the contents of the ket.

---

\*Electronic address: [beastin@unm.edu](mailto:beastin@unm.edu)

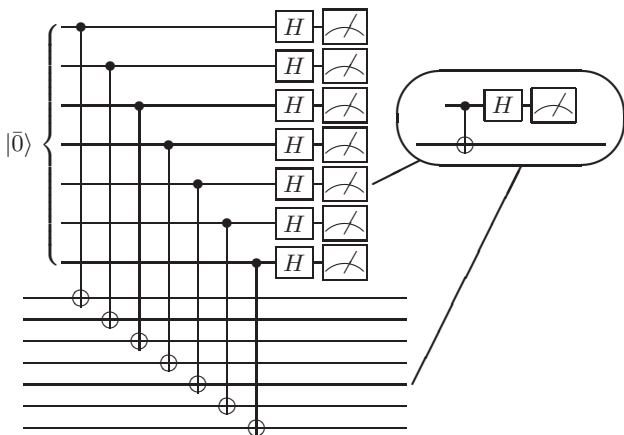


FIG. 1: A circuit showing the transversal application of several encoded gates for the seven qubit code. The inset on the right shows a single strand which has been extracted from the coding blocks. Note that, modulo a label indicating the ancilla's starting state, the strand is identical to the encoded circuit.

Operations which do not couple qubits that reside in the same block are called transversal. I refer to a single qubit of a block and all qubits that directly or indirectly couple to it as a strand (see figure 1).

The notation  $[[n, k, d]]$  represents a quantum code encoding  $k$  logical qubits using  $n$  unencoded qubits and having a minimum distance of  $d$ . A code with minimum distance  $d$  can correct any error of weight less than or equal to  $t = \frac{d-1}{2}$ . All codes dealt with in this paper have  $k = 1$ .

## B. CSS Codes

A generalized Calderbank-Shor-Steane (CSS) code [3] is a quantum code for which  $X$  (bit flip) and  $Z$  (sign flip) errors can be corrected independently. Canonical CSS codes have the additional property that they are symmetric with respect to  $X$  and  $Z$ . This symmetry implies that encoded  $X$ ,  $Y$ ,  $Z$ ,  $H$ , and  $CX$  gates can be implemented through transversal application of their unencoded equivalents. As a result of this useful property, CSS codes pervade the literature on fault tolerance, including this paper.

## C. Fault Tolerance

Fault tolerance is an approach to computation and error correction that takes into account the fact that every component of a quantum computer is likely to be unreliable. Gates, ancillae, measurements, and memory are all assumed to err with some probability. Fault tolerant constructions seek to minimize the effect of these errors by preventing their spread. This is achieved through the

use of transversal operations, the expenditure of qubits, repetition, and, more recently, teleportation.

The focus on minimizing the spread of errors is crucial. To have any hope of recovering our data, whether it be classical or quantum, we need some prior knowledge of the kinds of errors that are likely to occur. In the absence of any other information, we assume that errors on different parts of our computer are uncorrelated. Fault tolerant operations are designed so that the failure of a single component does not result in an error on many different parts of an encoded state, thereby avoiding the creation of correlated errors.

## D. Thresholds

No matter how skillfully constructed the fault tolerant procedure, there remains for any finite code a finite probability that too many independent errors will occur in a computational step and our data will become irreparably corrupted. Consequently, failure is all but guaranteed for computations requiring more than some finite number of steps. To ensure that we can perform a computation of arbitrary length we need a way of making the error probability arbitrarily small.

The most common method of achieving an arbitrarily low error rate is known as concatenated coding. In concatenated coding, the process of encoding is divided into many levels. Zeroth level (physical) qubits are used to encode first level qubits, these first level qubits are then in turn used to encode second level qubits, second level qubits are used to encode third level qubits, and so on. The basic idea being that if encoding qubits reduces the error rate then encoding the encoding of the qubits should reduce the error rate even more. This provides us with a plausible sounding way of achieving an arbitrarily small error rate, we simply add layers of encoding until our error rate is acceptable.

But encoding will not always decrease our error rate. It is possible for our gates to be so error prone that the process of applying an encoded gate and error correcting is less likely to succeed than simply applying the unencoded gate. From this observation arises the idea of a threshold error probability for quantum computation. The threshold is the error probability below which we can achieve an arbitrarily low error probability through encoding. Put another way, it is the error probability below which we can compute indefinitely.

Determining the threshold exactly has proven to be a hard problem, but we can get some idea of its value through bounds and estimates. To my knowledge, no useful upper bounds are known, but a number of lower bounds and estimates have been produced, typically relying on concatenation of explicit fault tolerant constructions. The techniques for achieving rigorous lower bounds are not especially relevant to this paper, so they will not be discussed further. For more information on these techniques the reader is referred to

work by Aharonov and Ben-Or, Aliferis et. al, and Reichardt [4, 5, 6].

Estimates of the threshold for quantum computation are generally made by analyzing a particular fault tolerant implementation, typically one utilizing a specific finite code. Fundamentally, these estimates derive from the idea that encoding is undesirable if

$$\left\{ \begin{array}{c} \text{Encoded} \\ \text{error rate} \end{array} \right\} > \left\{ \begin{array}{c} \text{Unencoded} \\ \text{error rate} \end{array} \right\}. \quad (3)$$

Intuitively, this makes sense; we would not expect error correction to be advantageous when an encoded gate or qubit is more likely to fail than an unencoded one. Nonetheless, careful consideration of this justification reveals some difficulties with the argument. There are many sorts of errors, and it might well be the case that the encoded error rate increases for some of them, but not all. Even were there only one kind of error, however, the equation above would not provide us with a lower bound on the threshold, but only an estimate. While, in that case, an increase in the error rate at the first level of concatenation implies that subsequent layers of concatenation also increase the error rate, the converse is not true. To see why, assume we have some fault tolerant procedure for which the encoded failure rate is less than the unencoded failure rate. At the first level our code is constructed of unencoded qubits that are either perfect or have failed. At the second level of encoding, however, our code is constructed of singly encoded qubits that may be perfect, insufficiently corrupted to result in failure, or failed. In some sense, the qubits that have not failed are now of lower quality than they were at the previous level. Thus, the fact that encoding worked at the previous level does not guarantee that it will work at the current one.

Details such as these imply that most threshold results are estimates rather than rigorous lower bounds. The interested reader can find a more thorough discussion of this issue in work by Svore and others [7, 8].

### III. ASSUMPTIONS

Some large part of the variance in fault tolerant threshold estimates is due to the variety of assumptions employed by various authors. In an effort to combat confusion my assumptions are listed below roughly in order of novelty.

1. All ancillary qubits have independent, identical error distributions.
2. There are no memory errors.
3.  $CX$  is the only two qubit gate.
4. Any two qubits can interact via a two qubit gate.
5. Gate failures are uncorrelated.

Assumptions 1, 4, and 5 are necessary for my analysis. The others are convenient but optional.

### IV. THRESHOLDS FOR HOMOGENEOUS FORMULAE

Two important observations from section II provide the foundation for my method of threshold estimation. The first is that fault tolerant procedures are, to a large degree, transversal. The second is that, for the kind of CSS codes typically employed, these transversal operations can be implemented by applying the same gate to every qubit in a block. The sum of these observations is that most operations performed in a fault tolerant procedure consist of doing the same thing to each of the qubits in a block. If I could arrange for all operations to have this property, which I refer to henceforth as homogeneity, analyzing the behavior of fault tolerant circuits would be greatly simplified.

Three components of the typical fault tolerant formula stand in way of full homogeneity: ancilla production, syndrome extraction, and recovery. Each of these will be dealt with in turn, partly by keeping in mind that the eventual goal is to model errors, not computation.

#### A. Ancillae

The ancillae used in fault tolerant procedures are typically prepared in highly entangled states. By definition, entangled states cannot be constructed without the interaction of the constituent parts, so there is no a priori reason to think that the qubits composing an ancilla will have either independent or identical error distributions. In practice, however, the production of an entangled ancilla is usually followed by a homogeneous verification circuit, and most of the residual error probability arises during this verification step. With this in mind, I approximate ancillae as having uniform error distributions. The deviation of my threshold estimates from reality is primarily determined by the accuracy of this approximation.

#### B. Error Location

Current techniques for locating errors require performing a complicated and distinctly non-homogeneous function (known as syndrome extraction) on the output of ancillae measurement. But while this classical processing requires knowledge of all the measurements, its result, assuming that not more than the correctable number of errors have occurred, can be described in terms of the individual qubits. So long as the total number of errors present at the time of measurement is less than half the minimum distance<sup>1</sup>, the effect of syndrome extraction is

---

<sup>1</sup> Some higher weight errors will also be correctable, but we only worsen our threshold by ignoring them.

to determine whether or not the outcome of measuring a particular qubit was flipped. Thus, the result of syndrome extraction for a particular qubit depends only on the presence or absence of errors on that qubit. While this information is not directly available to a quantum computer, it is quite accessible to a theorist treating errors probabilistically. I can therefore model the effect of syndrome extraction in two steps. First, I determine whether too many errors have occurred on a block to permit proper decoding, and, if this is not the case, I consider the location of bit flips on the measured qubits to be revealed.

I have reduced the process of error location to a non-homogeneous failure check and an arguably homogeneous revelation step. For a monte-carlo simulation, the failure check would consist of polling all of the other qubits and counting up the number of errors that have occurred to see whether they exceeded half the minimum distance of the code. If instead we performed a probability flow analysis the expected probability of passing the check would be simply

$$E_{\text{pass}} = \sum_{i=0}^t \binom{n}{t} p^t (1-p)^{n-t} \quad (4)$$

where  $p$  is the probability that a particular qubit has an  $X$  error at the time of measurement,  $n$  is the number of qubits in the block, and  $t$  is the maximum number of errors that can be corrected with certainty by the code.

Equation 4 immediately suggests a way of recovering full homogeneity. Let  $\gamma = \frac{t}{n}$ , in the limit of large  $n$  equation 4 becomes

$$E_{\text{pass}} = \begin{cases} 0 & \text{if } p < \gamma \\ 1 & \text{if } p > \gamma \end{cases} \quad (5)$$

which is again homogeneous from the perspective of a simulation. As an added benefit, it is no longer necessary to concatenate many layers of coding; instead a vanishing error probability is achieved as the limit of a very large code. This alternative to concatenation is known as large block coding or, simply, block coding.

The preceding paragraphs demonstrate that, for homogeneous (independent, identically distributed) errors, whether or not an encoded state on a large number of qubits fails is determined by the error probability of an individual qubit. For this result to be useful, an infinite family of CSS codes with non-vanishing fractional minimum distance must exist. Fortunately, it has been shown [9, 10] that CSS codes exist such that  $\gamma \approx 5.5\%$  for asymptotic values of  $n$ . It is not known whether a similar claim can be made for CSS codes in which the encoded phase gate can be implemented transversally, but this convenience is not necessary for my construction.

## C. Recovery

Having diagnosed the location of our errors, the obvious way of dealing with them is to apply to each qubit the gate which reverses its error. Such a recovery operation is inherently inhomogeneous since not all qubits will be in error, and thus not all qubits will have recovery gates applied to them. There are a number of ways to deal with this problem, but I follow the lead of Knill [11, 12] and dispense with recovery altogether. I can get away with this because a Pauli string can either be thought of as an error or as an operator shifting us into a different (but equally viable) codespace. Put another way, we can ignore any errors that we know about since we know how to determine the effect (see subsection V A) they will have later in the circuit and this effect is easily accounted for when analyzing the results of measurements.

By a similar argument I need never apply any Pauli gates, including those used to implement encoded Pauli gates!

## V. ERROR COUNTING

We saw in the previous section that, when  $n \rightarrow \infty$ , the failure probability at any point can be predicted from the error probabilities of an individual strand of the transversal procedure. Furthermore, we can say for certain whether our procedure fails on any given step since, in the infinite limit, the probability of an encoded failure becomes a step function. The threshold is completely determined by the probability of an encoded failure, and the probability of an encoded failure is completely determined by the error probability of a single strand of the blocks. Thus, in order to calculate the threshold I need only determine the error probability on a single strand at every point in the fault tolerant circuit. This can be accomplished through a combination of error propagation and exhaustive bookkeeping which I describe in the following subsections.

### A. Error Propagation

Error propagation relies on the fact that the Pauli group is invariant under conjugation by Clifford gates. This implies that any string of Pauli gates followed by a Clifford gate is equivalent to the same Clifford gate followed by some (possibly different) string of Pauli gates. Consequently, it is possible to shuffle Pauli errors to the end of a Clifford circuit, thus yielding a perfect outcome modified by the resultant Pauli operators (see figure 2). The issue of non-Pauli type errors is automatically taken care of by measuring in the Pauli basis when performing error correction; the measurements have the effect of projecting the original error into the Pauli basis. (Mischievous readers may object that the  $\frac{\pi}{4}$  rotation is not a



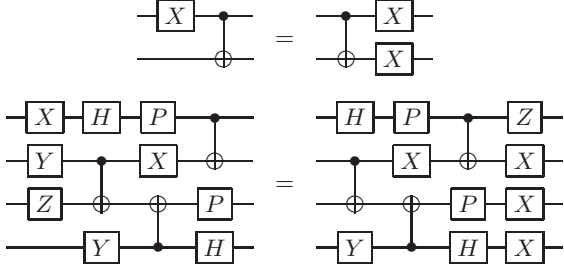


FIG. 2: Examples of error propagation. Equalities are up to an overall phase.

Clifford gate; such readers are directed to appendix A.)

### B. Error Bookkeeping

Given a gate, say the Hadamard, and a set of probabilities describing the likelihood of various Pauli errors, say  $p_X$ ,  $p_Y$ , and  $p_Z$  for the errors  $X$ ,  $Y$ , and  $Z$ , the post gate state can be written as a probabilistically selected pure state, such that

$$|\Psi'\rangle = \begin{cases} XH|\Psi\rangle & \text{with probability } p_X \\ YH|\Psi\rangle & \text{with probability } p_Y \\ ZH|\Psi\rangle & \text{with probability } p_Z \\ H|\Psi\rangle & \text{otherwise} \end{cases} \quad (6)$$

The effect of applying further Clifford gates is to change, via error propagation, which Pauli error corresponds to each probability, and then to add a second layer of probabilistic errors. If, for example, we were to apply another Hadamard gate our state would become

$$|\Psi''\rangle = \begin{cases} X|\Psi\rangle & \text{with probability } p_Z + p_X + p_Y p_Z + p_X^2 \\ Y|\Psi\rangle & \text{with probability } 2p_Y + 2p_X p_Z \\ Z|\Psi\rangle & \text{with probability } p_X + p_Z + p_Y p_X + p_Z^2 \\ |\Psi\rangle & \text{otherwise} \end{cases} \quad (7)$$

By repeated application of this process it is possible to determine the probability of various kinds of errors at any point in a circuit composed of Clifford gates. Armed with this knowledge we can determine<sup>2</sup> the likelihood of an encoded failure or, in the infinite limit, whether an encoded failure will happen or not.

### C. Practicalities

Encoded failure rates were determined for a universal set,  $H$ ,  $CX$ ,  $P$ , and  $T$  gates, as well as for an idle step

<sup>2</sup> For non-transversal circuits the number of terms in our bookkeeping rapidly becomes unmanageable as the size of the code increases.

Error Model	Non-zero Error Probabilities
#1	$p_\Gamma = \frac{p}{4}$ , $p_{\Lambda\Xi} = \frac{p}{16}$ , $p_M = \frac{p}{2}$ , $p_{AX} = p_{BZ} = \frac{p}{4}$ , $p_{AY} = p_{AZ} = p_{BX} = p_{BY} = \frac{p}{8}$
#2	$p_\Gamma = \frac{4p}{15}$ , $p_{\Lambda\Xi} = \frac{p}{15}$ , $p_M = \frac{4p}{15}$ , $p_{AX} = p_{BZ} = \frac{4p}{15}$ , $p_{AY} = p_{AZ} = p_{BX} = p_{BY} = \frac{2p}{15}$
#3	$p_{\Lambda\Xi} = \frac{p}{15}$ , $p_{AX} = p_{BZ} = \frac{4p}{15}$ , $p_{AY} = p_{AZ} = p_{BX} = p_{BY} = \frac{2p}{15}$
#4	$p_{IX} = p_{XI} = p_{IZ} = p_{ZI} = \frac{p}{4}$ , $p_{AX} = p_{BZ} = \frac{p}{2}$ , $p_{AZ} = p_{BX} = \frac{p}{4}$

TABLE I: Four reduced error models considered in the text and in table II.  $p_\Gamma$ ,  $p_{\Lambda\Xi}$ ,  $p_M$ ,  $p_{A\Gamma}$ , and  $p_{B\Gamma}$  represent various one-qubit, two-qubit, measurement,  $A$  type ancilla, and  $B$  type ancilla error probabilities where  $\Gamma \in \{X, Y, Z\}$  and  $\Lambda\Xi \in \{I, X, Y, Z\}^{\otimes 2} / \{II\}$ . Unspecified probabilities are zero.

that accounted for the possibility of changing the order of  $X$  and  $Z$  error correction. No checks were made on the encoded  $T$  gate following its first error correction, since the remainder consists of applying the encoded  $P$  gate. The encoded  $P$  gate was assumed pessimistically to be implemented via a teleportation process akin to that used for  $T$ .

The error probabilities for gates, measurements, and ancillae were left as free parameters.  $p_\Gamma$ ,  $p_{\Lambda\Xi}$ ,  $p_M$ ,  $p_{A\Gamma}$ , and  $p_{B\Gamma}$  are used to denote one-qubit, two-qubit, measurement,  $A$ -type ancilla, and  $B$ -type ancilla error probabilities where  $\Gamma$  ranges over the single-qubit Pauli errors and  $\Lambda\Xi$  ranges over the two-qubit Pauli errors. Note that ancillary error probabilities are labeled irrespective of what the ancilla encodes.  $A$ -type ancillae are presumed to have been verified in a way that reduces  $Z$  errors more than  $X$  errors and contrariwise for  $B$ -type ancillae. In the absence of better information, I assume that ancillae are tested, with discard on failure, for both  $X$  and  $Z$  errors using a transversal coupling. In this case I approximate the ancillary error distributions as

$$\begin{aligned} p_{AX} &= p_{XZ} + p_{XI} + p_{IX} + p_{XX} \\ p_{AY} &= p_{IY} + p_{XY} \\ p_{AZ} &= p_{IZ} + p_{XZ} \\ p_{BX} &= p_{XI} + p_{XZ} \\ p_{BY} &= p_{YI} + p_{YZ} \\ p_{BZ} &= p_{IZ} + p_{XZ} + p_{ZI} + p_{ZZ} \end{aligned} \quad (8)$$

Though my code retains probabilities up to second order, the results given in the following sections include only first order terms. Second order terms were found to be negligible for any plausible choice of probabilities. To see why, let  $E_1$  be the expected probability of an error at a specific location due to a single gate failure and  $E_2$  be the corresponding probability for two gate failures. The

Thresholds (%)				
Procedure \ Error Model	#1	#2	#3	#4
Single Coupling Steane	.80	.84	1.33	1.57
Double Coupling Steane	.90	.88	1.01	1.57
Knill	1.91	1.96	2.75	3.67

TABLE II: Thresholds for the three procedures and four error models I consider as examples. These thresholds were obtained by substituting the parameters given in table I into table III and requiring that single strand error probabilities not exceed 5.5%.

ratio of these two expectations is bounded by

$$\frac{E_2}{E_1} < \frac{\binom{g}{2}p^2}{\binom{g}{1}p} < .84. \quad (9)$$

The first inequality is due to the fact that many secondary errors will be harmless or even beneficial. The second applies to the examples of the next section in which  $g$ , the number of relevant gates, is never greater than 43 and  $p$ , the probability of an individual gate failing, never exceeds .04%. In practice, either  $g$  or  $p$  will be much smaller in any particular procedure, rendering the second order contribution unimportant. Readers concerned about these neglected terms should also note that they will typically be negative; neglecting negative terms can only lower the threshold estimates, making my results more conservative.

## VI. SPECIAL CASES

Having described the operation of my algorithm, I now apply it to three cases of interest. Two of these are variants on a fault tolerant formula suggested by Steane [14], while the third case is a fault tolerant telecorrection procedure of the type proposed by Knill [12]. Error probabilities are determined separately for each procedure and each encoded gate with the maximum taken over the measurement steps.

The unrefined output of this endeavor is rather unwieldy and as such has been relegated to the appendices in the form of a table (see table III) of maximum strand error probabilities. Here I restrict my attention to the reduced error models listed in table I.

The following subsections provide supplemental information specific to each procedure, including qualitative reviews of the procedures, circuit diagrams for encoded gates, and commentary on the thresholds given in table II.

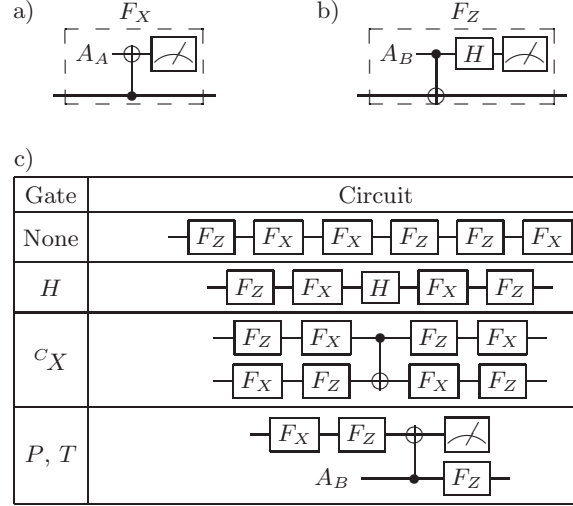


FIG. 3: Encoded circuits for the single coupling Steane procedure. Handling of the data is minimized at the cost of syndrome verification. Parts a and b display the circuits for finding  $X$  and  $Z$  errors, respectively. Part c lists the circuits analyzed to determine the encoded error rates for this example.

### A. Steane's Formula

Steane's formula is characterized by the extraction of error information through the coupling of encoded data to ancillae prepared in simple logical states. Using an ancilla prepared in the logical state  $|0\rangle$  ( $|\bar{+}\rangle$ ) it is possible via a single transversal two-qubit operation to extract information about the location of  $Z$  ( $X$ ) errors on all qubits in a data block.

Typical instantiations of Steane's formula employ multiple extractions to guard against errors made during the coupling and measurement process. Often [1, 15, 16] the number of extractions performed is conditional their output. I deviate from this rule by demanding a fixed number of couplings. This a sensible choice for my analysis since, up to rearrangement of qubits, the output of an extraction becomes deterministic as the number of qubits in an encoding approaches infinity. Moreover, if  $p$  is the probability of an error occurring, requiring the sequential agreement of  $j$  extractions reduces the probability of misdiagnosing an error on a particular line to order  $p^j$ . Since I ultimately retain only first order terms I need only consider single and double coupling Steane procedures.

#### 1. Single Coupling Steane Procedure

Two-qubit gates require a controlled interaction between two otherwise isolated quantum systems. Consequently, they are often the most error prone gates in a universal set. In such cases, the factor limiting the probability of successful error correction may be the number of times that two-qubit gates must be applied to the data

in order to reliably diagnose errors. For Steane's formula, this interaction is minimized by coupling to the data once per  $X$  correction and once per  $Z$  correction.

Table II shows that, relative to the other procedures considered, the single coupling Steane procedure performs most strongly for error model #3. This is in line with our expectations since model #3 includes only two-qubit gate errors and the resultant ancilla errors. Surprisingly, it also does rather well overall, showing that even moderate single-qubit and measurement error probabilities can be tolerated when high quality ancillae are available.

## 2. Double Coupling Steane Procedure

When two-qubit gates are relatively reliable, the damage done during the extraction of error information can be limited by preparing ancillae such that they include few errors capable of propagating to the data. Under these circumstances, it is often advantageous to verify error diagnoses by coupling to the data more than once.

For the double coupling Steane procedure, error model #1 is especially interesting because it was chosen in imitation of the error model used by Benjamin Reichardt [1] in his numerical estimation of the threshold for a Steane style procedure on a 49 qubit code. My threshold of .90 is quite close to his value of roughly .88. This correspondence is promising because it suggests that the idealizations underlying my algorithm may be approximately satisfied for practically sized systems. Implementing Steane's formula with 49 qubit ancillae prepared via a liberal discard policy yields basically the same threshold as implementing it with very large ancillae prepared such that errors due to the two-qubit gates used for verification dominate.

Error models #3 and #4 demonstrate small gains in the threshold that can result when two-qubit gate errors have some underlying structure. Model #3 is a pure two-qubit-gate depolarizing error model (which includes the associated ancilla errors) while #4 is a model in which two-qubit gates malfunction by producing either an  $X$  or a  $Z$  error on either the control or the target. Given the highly restricted form of error model #4 it is discouraging that the threshold increases by only 55%. Nonetheless, the possibility of larger gains in a procedure designed to take advantage of some particular error distribution is not ruled out.

## B. Knill's Formula

Knill's formula for fault tolerant quantum computation [11] utilizes telecorrection. Telecorrection, error correction by teleportation, requires the application of even fewer two-qubit gates to the data undergoing correction than a single coupling Steane error correction. The cost of this innovation is a greater reliance on the ability to

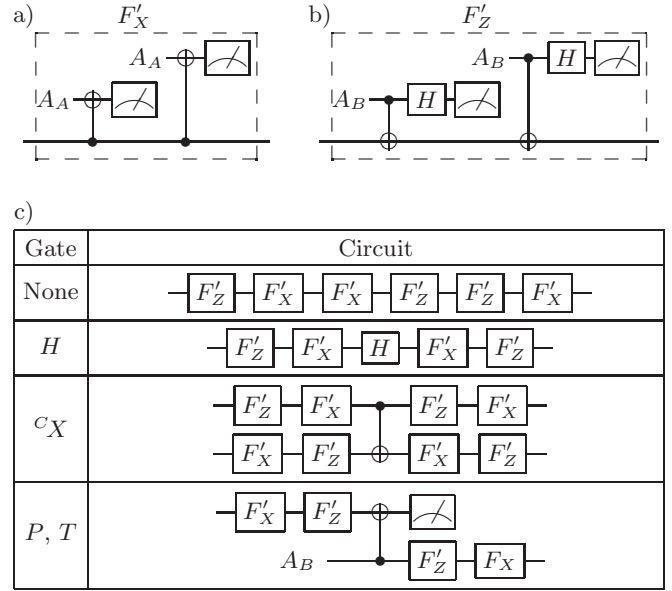


FIG. 4: Encoded circuits for the double coupling Steane procedure. Syndrome information is extracted twice, and qubits implicated both times are presumed to be in error. Parts a and b display the circuits for finding  $X$  and  $Z$  errors, respectively. Part c lists the circuits analyzed to determine the encoded error rates for this example.

produce high quality ancillae. In effect, Knill's formula exchanges the error distribution of an encoded data block for that of one half of an ancilla prepared in a logical Bell state. Failure occurs only when too many errors are present at the time of measurement to correctly identify the encoded Pauli operator needed to complete the teleportation. Conveniently, encoded single-qubit gates can be accomplished by performing the teleportation using a logical Bell state prepared with the desired gate already applied to one half.

For my implementation of Knill's formula, error model #4 achieves the highest threshold, an impressive 3.67%, though physical systems displaying this sort of error seem unlikely. Error model #2 provides another check of our algorithm, since its parameters were taken from a paper by Knill [12] on telecorrection. I find that the threshold for this model is 1.96% compared to Knill's result of 3% and his estimate of 5%! I believe the discrepancy is largely due to the fact that Knill uses not the asymptotic minimum distance but the asymptotic correctable error fraction [13] to determine his thresholds. To my knowledge, the asymptotic correctable error fraction for CSS codes is unknown.

Of course the most eye-catching aspect of table II is that the Knill procedure results in a higher threshold for every error model. As with the single coupling Steane case, this partly results from my assumptions regarding ancillae. In particular, Steane's formula was designed to utilize ancilla for which either correlated  $X$  or correlated  $Z$  errors could be minimized, but not both, a situation

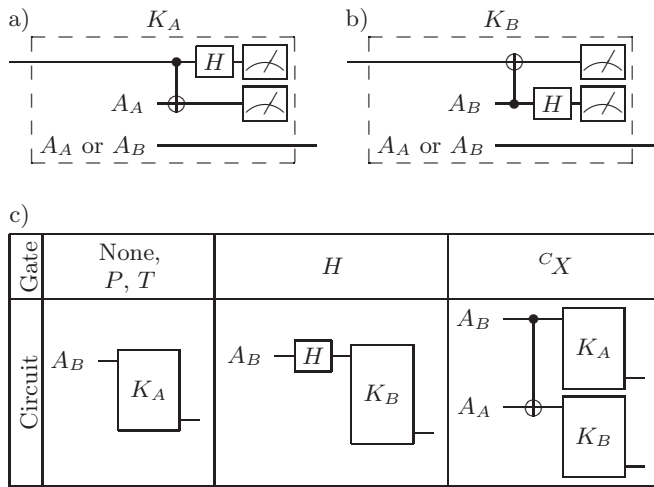


FIG. 5: Encoded circuits for the Knill procedure. Error correction is performed by teleporting the data, minus the errors, using an entangled two-logical-qubit ancilla; the precise location of errors is unimportant so long as the result of the logical-qubit measurement is correctly decoded. Parts a and b display the circuits for correcting errors when the output of the previous step was dominated by  $Z$  and  $X$  errors respectively. Part c lists the circuits analyzed to determine the encoded error rates for this example. Ancilla error distributions are used as the input to these circuits since that is the only remaining source of error after a successful teleportation correction.

certain to favor his approach. A lesser objection can be made that I set the ancilla error probabilities equal for all gates and all formulae, but this ignores the fact that some formulae, such as Knill's, and some gates, such as the  $T$  gate, will require more complex ancillae, which may in turn be more error prone. Substantially more detailed ancilla information would be needed to evaluate the importance of this effect, but the overall character of my results is unlikely to change since that would entail in excess of a two fold increase in the error probabilities for logical two-qubit ancillae over those for ancillae prepared in a single-qubit logical state. Thus, so long as resource considerations do not limit our ability to discard suspect ancillae, and therefore to make very high quality ancillae, Knill's formula will provide the highest thresholds.

## VII. RESOURCE USAGE

Superficially, block coding seems more resource intensive, in terms of physical qubits, than concatenated coding. I consider block codes in the limit that the number of encoding qubits goes to infinity, whereas a single level of encoding for a concatenated code requires only a finite number of qubits, commonly seven. Recall, however, that the threshold results for concatenation depend on layering one level of encoding upon another, a process that rapidly increases the number of physical qubits em-

ployed. By contrast, block coding can be used to achieve indefinite computation through a single level of encoding.

To get an accurate picture of the relative resource requirements of each approach, it is necessary to consider how the failure probability scales as a function of the number of qubits employed. Andrew Steane has performed this analysis for large block coding [9] concluding that the dominant term in the encoded failure rate is  $K_B^{-N}$  where  $K_B$  is a constant greater than one and  $N$  is the total number of physical qubits comprising a logical qubit. By contrast, John Preskill [17] has shown that the failure rate for encoding via concatenation of an  $[[n, 1, 2t+1]]$  quantum code scales according to  $K_C^{-N^{\log_n(t+1)}}$  where  $K_C$  is independent of  $N$  and greater than one. The number of qubits,  $n$ , in a code is always greater than the number of correctable errors plus one, so the power of  $N$  for concatenated codes is less than 1. Thus, in the limit of large  $N$ , block coding actually uses fewer unencoded qubits than concatenated coding to achieve the same encoded failure rate.

A more serious concern, at least for the examples given in this paper, is the verification of ancillae. My assumptions in section VI regarding residual ancillary errors best approximate that which we would expect for ancillae verified via a procedure that discarded them whenever an error was indicated. This approach to ancilla preparation is very resource intensive, with the number of discarded qubits scaling exponentially with  $N$ . More efficient procedures are easily formulated, but they typically result in increased ancilla errors, thereby yielding lower threshold estimates than those presented here.

The greatest difficulty in terms of resources, however, is posed by the construction of states for use in the verification circuit. A construction routine must have non-vanishing probability of generating an ancilla that has good fidelity with the desired state. Fault tolerant schemes using concatenated codes provide a method of achieving this for arbitrarily large ancillae, but as a side effect of universal quantum computation. At present, there is no known method of preparing a logical qubit encoded using a CSS code of arbitrary size that does not depend on the ability to perform universal quantum computation.

## VIII. CONCLUSION

I have described a general method for generating thresholds for fault tolerant formulae employing CSS codes. My approach relies on the fact that most elements of such a procedure are homogeneous, that is, transversal with identical components. Inhomogeneous elements are either eliminated, as for classical syndrome processing and the application of recovery unitaries, or, as in the case of ancillae, approximated as being homogeneous. This allows me to calculate the probability of failure for encoded gates in terms of the error probabilities associated with a single strand of the encoded blocks. In the



limit that the number of encoding qubits approaches infinity, the criterion for success becomes simply that the probability of finding an error never exceed the fraction of the encoded qubits on which said error can be corrected. When this is satisfied, it is possible, in the limit of infinite block size, to compute indefinitely, and our base error rates are, by definition, below threshold.

The enabling assumption of my analysis is that ancillae can be prepared such that they only suffer from independent, identically distributed errors. I argue that error detection yields ancillae for which the undetected errors approximate this ideal, a conjecture supported by the success of my algorithm in replicating the threshold results of Reichardt [1]. For similar assumptions I find a depolarizing threshold of .90% compared to Reichardt's .88%. A less satisfying match is achieved for Knill's work [12], where my analysis yields a threshold of 1.96% compared to his value of possibly more than 5%. The discrepancy is, however, unsurprising in light of the fact that Knill uses the quantum-depolarizing-channel capacity for bounding the acceptable number of errors while I make use of the minimum distance.

In addition to the results mentioned above, section VI includes a number of other thresholds for interesting error models. A 55% increase in the threshold is observed for the double coupling Steane procedure when the two-qubit error model is changed to one which is not depolarizing. The single coupling Steane procedure is shown to outperform the double coupling procedure when two-qubit depolarizing errors dominate. The thresholds also provide a direct comparison of the Steane and Knill formulae for fault tolerance. I find that Knill's approach outperforms that of Steane for all error models considered, a conclusion that is likely to hold so long as correlated ancillary errors are rare and the ancillae needed for Knill's formula are not appreciably more error prone than those employed by Steane.

Much further work remains to be done on this subject. The most important extension would be to explicitly define methods of ancilla construction and determine the

degree to which they differ from my ideal. Constructing ancillae to my specifications is an extremely difficult problem, but one whose solution would have a strong impact on the theory of quantum computing in general and this work in particular. A scalable method for producing ancillae with independent, identically distributed errors would enable the algorithm presented here to be employed for the calculation of rigorous lower bounds. A second topic of interest is the tailoring of fault tolerant procedures to the error model. It was my initial hope that restricted error models would greatly improve the tolerable error rate. While this was not observed in existing fault tolerant procedures, the possibility remains that tailored procedures could improve the threshold. Thirdly, for simplicity my analysis neglected memory errors, but the basic idea applies without modification. It might be worthwhile to extend my results to cover systems in which memory errors play a major role.

My algorithm simplifies the process of determining fault tolerant thresholds. I provide table III in the appendix for researchers who wish to estimate the threshold of the Steane or Knill formula given a particular error model. For those interested in analyzing different fault tolerant formulae, my Mathematica code is available at <http://info.phys.unm.edu/~beastin>. I hope that it will prove a useful tool.

## Acknowledgments

Suggestions and criticisms regarding this work were provided by Andrew Silberfarb, Steven Flammia, Andrew Landahl, and Jim Harrington. John Preskill graciously pointed out the perils of ancilla construction. Carlton Caves and Ivan Deutsch supplied inspiration and guidance in all stages of the project. I gratefully acknowledge these contributions as well as funding received from ARO Contract No. W911NF-04-1-0242.

- 
- [1] B. Reichardt, "Improved ancilla preparation scheme increases fault-tolerant threshold", q-ph/0406025, (2004).
  - [2] M. A. Nielsen and I. L. Chuang, *Quantum Computation and Quantum Information* (Cambridge University Press, Cambridge, England, 2000).
  - [3] J. Preskill, Lecture Notes for Physics 229: Quantum Information and Computation, available at <http://www.iqi.caltech.edu>.
  - [4] D. Aharonov, M. Ben-Or, "Fault-Tolerant Quantum Computation With Constant Error", quant-ph/9906129, (1999).
  - [5] P. Aliferis, D. Gottesman, and J. Preskill, Quant. Inf. Comp. **6**, 097-165 (2006).
  - [6] B. Reichardt, "Fault-tolerance threshold for a distance-three quantum code", quant-ph/0509203, 2005.
  - [7] K. M. Svore, B. M. Terhal, and D. P. DiVincenzo, Phys. Rev. A **72**, 022317 (2005).
  - [8] K. M. Svore et al., "Pseudothreshold or threshold? - More realistic threshold estimates for fault tolerant quantum computing", q-ph/0508176, submitted to Quantum Information and Computation.
  - [9] A. M. Steane, Proc. R. Soc. A **452**, 2551 (1996).
  - [10] A. R. Calderbank and P. W. Shor, Proc. R. Soc. A **452**, 2551 (1996).
  - [11] E. Knill, Phys. Rev. A **71**, 042322 (2005).
  - [12] E. Knill, "Quantum computing with very noisy devices", quant-ph/0410199, (2004).
  - [13] D. P. DiVincenzo, P. W. Shor, and J. A. Smolin, Phys. Rev. A **57**, 830839 (1998).
  - [14] A. M. Steane, Fortsch. Phys **46**, 443 (1998).
  - [15] A. M. Steane, Phys. Rev. A **68**, 042322 (2003).
  - [16] C. Zalka, "Threshold estimate for fault tolerant quantum

computation”, q-ph/9612028, (1997).

- [17] J. Preskill, “Fault-tolerant Quantum Computation” in *Introduction to Quantum Computation* (World Scientific, 1998).

## APPENDIX A: $\frac{\pi}{4}$ ROTATION

The  $\frac{\pi}{4}$  rotation,  $T$ , is not a member of the Clifford group. This means that  $T$  does not take Pauli strings to Pauli strings under conjugation. A logical  $T$  gate would also have this property, thereby confounding the simple error propagation routine used in this paper. For CSS codes, however, the encoded  $T$  gate is not applied directly; instead, the logical state

$$|\bar{\Theta}\rangle = T |\bar{+}\rangle = \frac{1}{\sqrt{2}} (|\bar{0}\rangle + \exp^{i\frac{\pi}{4}} |\bar{1}\rangle) \quad (\text{A1})$$

is prepared and the data qubit is effectively teleported under the  $T$  gate using the following encoded circuit:



If necessary,  $P$  can be implemented in the same way as  $T$ ; otherwise the gates applied are Clifford operations (both in terms of the encoding and its constituent qubits), so error propagation proceeds without a hitch. There is a modest slight of hand here, in that we would not, if we so desired, be able to apply error propagation during the construction of  $|\bar{\Theta}\rangle$ . For my purposes this is unimportant since I do not model the construction of ancillae.

	Gate	Encoded Error Probability
Single Coupling Steane	None	$2p_{AY} + 2p_{BY} + p_{IY} + 2p_M + p_{XY} + p_{XZ} + p_{YI} + 3p_{YX} + 3p_{YY} + p_{YZ} + 4p_{ZX} + 3p_{ZY} + \max(2p_{AZ} + 2p_{BZ} + p_{IZ} + 2p_X + 2p_Y + 3p_{YI} + p_{YX} + 2p_{YZ} + 4p_{ZI} + 3p_{ZZ}, 2p_{AY} + 2p_{BY} + p_{IY} + 2p_M + p_{XY} + p_{XZ} + p_{YI} + 3p_{YX} + 3p_{YY} + p_{YZ} + 4p_{ZX} + 3p_{ZY})$
	$H$	$p_{AX} + 2p_{AY} + p_{AZ} + p_{BY} + p_{BZ} + p_{IX} + p_{IY} + 2p_M + p_X + p_{XZ} + 2p_Y + 2p_{YI} + 2p_{YX} + 2p_{YY} + p_{YZ} + 2p_{ZI} + 3p_{ZX} + 2p_{ZY} + p_{ZZ} + \max(p_{XI} + p_{YI} + 2p_{YZ} + p_Z + p_{ZY} + p_{ZZ}, p_{IY} + p_{IZ} + p_X + p_{XX} + 2p_{XY} + p_{YX})$
	$C_X$	$p_{AY} + p_{BY} + 2p_{IY} + 3p_M + 2p_{XY} + 2p_{XZ} + 2p_{YI} + 3p_{YX} + 3p_{YY} + 2p_{YZ} + 5p_{ZX} + 3p_{ZY} + \max(p_{AZ} + 2p_{BY} + 3p_{BZ} + 2p_{IZ} + 3p_X + 3p_Y + 3p_{YI} + 2p_{YX} + p_{YZ} + 5p_{ZI}, 3p_{AX} + 2p_{AZ} + p_{BX} + 5p_{IX} + 3p_{IY} + 2p_{XI} + 3p_{XX} + p_{XY} + 2p_{ZY})$
	$T, P$	$p_{BY} + p_M + p_{YI} + p_{YX} + p_{YY} + p_{YZ} + p_{ZX} + p_{ZY} + \max(p_{AX} + p_{AY} + p_{BX} + 2p_{IX} + 2p_{IY} + p_M + p_{XI} + p_{XX} + p_{XY} + p_{XZ} + p_{ZX} + p_{ZY}, p_{BY} + 2p_{BZ} + p_X + p_Y + p_{ZI} + p_{ZZ})$
Double Coupling Steane	None	$p_{AY} + p_{BY} + 3p_{IY} + p_M + 3p_{XY} + 3p_{XZ} + 3p_{YI} + 5p_{YX} + 7p_{YY} + 3p_{YZ} + 5p_{ZX} + 5p_{ZY} + \max(3p_{AY} + 4p_{AZ} + p_{BZ} + 3p_{IZ} + p_X + p_Y + 2p_{YI} + 4p_{YZ} + 5p_{ZI} + 2p_{ZY} + 7p_{ZZ}, p_{AX} + 4p_{BX} + 3p_{BY} + 5p_{IX} + 2p_{IY} + 3p_{XI} + 7p_{XX} + 4p_{XY} + 2p_{YX})$
	$H$	$2p_{AY} + 2p_{AZ} + p_{IY} + p_{IZ} + p_M + p_X + p_{XI} + p_{XX} + 2p_{XY} + 3p_{XZ} + p_Y + 3p_{YI} + 4p_{YX} + 5p_{YY} + 5p_{YZ} + 2p_{ZI} + 3p_{ZX} + 4p_{ZY} + 3p_{ZZ} + \max(p_{AX} + p_{AY} + p_{IX} + 2p_{IY} + p_{IZ} + p_{XX} + 2p_{XY}, p_{BY} + p_{BZ} + p_{XI} + p_Y + 2p_{YI} + 2p_{YZ} + p_Z + p_{ZI} + p_{ZZ})$
	$C_X$	$p_{AY} + p_{BY} + 4p_{IY} + p_M + 5p_{XY} + 5p_{XZ} + 4p_{YI} + 4p_{YX} + 7p_{YY} + 5p_{YZ} + 4p_{ZX} + 4p_{ZY} + \max(p_{AY} + 2p_{AZ} + p_{BZ} + p_{IY} + 5p_{IZ} + p_X + p_Y + 2p_{YZ} + 4p_{ZI} + 3p_{ZY} + 7p_{ZZ}, p_{AX} + 2p_{BX} + p_{BY} + 4p_{IX} + 5p_{XI} + 7p_{XX} + 2p_{XY} + p_{YI} + 3p_{YX})$
	$T, P$	$2p_{BY} + p_{IY} + p_M + p_{XY} + p_{YX} + 2p_{YY} + p_{ZX} + 2p_{ZY} + \max(2p_{BX} + 2p_{IX} + p_{IY} + 2p_{XI} + 3p_{XX} + 2p_{XY} + 2p_{XZ} + 2p_{YI} + 2p_{YX} + p_{YY} + 2p_{YZ} + p_{ZX}, 2p_{BZ} + p_{IZ} + p_X + p_{XZ} + p_Y + p_{YI} + 2p_{YZ} + p_{ZI} + 2p_{ZZ}, p_{AX} + p_{AY} + 3p_{BX} + p_{BY} + 3p_{IX} + 2p_{IY} + 3p_{XX} + 2p_{XY} + 2p_{YX} + p_{YY} + 2p_{ZX} + p_{ZY})$
Knill	None, $T, P$	$p_{AY} + p_{BY} + p_M + p_{YX} + p_{YY} + p_{ZX} + p_{ZY} + \max(p_{AZ} + p_{BZ} + p_X + p_Y + p_{YI} + p_{YZ} + p_{ZI} + p_{ZZ}, p_{AX} + p_{BX} + p_{IX} + p_{IY} + p_{XX} + p_{XY})$
	$H$	$p_{BX} + 2p_{BY} + p_{BZ} + p_M + p_X + p_Y + p_{YX} + p_{YY} + p_{ZX} + p_{ZY} + \min(p_{IX} + p_{IY} + p_{XX} + p_{XY}, p_Y + p_{YI} + p_{YZ} + p_Z + p_{ZI} + p_{ZZ})$
	$C_X$	$p_{AY} + p_{BY} + p_M + p_{YX} + 2p_{YY} + p_{ZX} + p_{ZY} + \max(p_{AY} + 2p_{AZ} + p_{BZ} + p_X + p_Y + 2p_{YI} + p_{YX} + 2p_{YZ} + 2p_{ZI} + p_{ZX} + p_{ZY} + 2p_{ZZ}, p_{AX} + p_{BX} + p_{IX} + p_{IY} + p_{XI} + 2p_{XX} + 2p_{XY} + p_{XZ} + p_{YI} + p_{YX} + p_{YZ}, p_{AX} + 2p_{BX} + p_{BY} + 2p_{IX} + 2p_{IY} + 2p_{XX} + 2p_{XY} + p_{YX} + p_{ZX} + p_{ZY}, p_{AZ} + p_{BZ} + p_{IY} + p_{IZ} + p_X + p_{XY} + p_{XZ} + p_Y + p_{YI} + 2p_{YZ} + p_{ZI} + p_{ZY} + 2p_{ZZ})$

TABLE III: Maximum error probability for a single strand of various encoded gates for a selection of fault tolerant procedures. The subscripted  $p$ 's refer to probabilities of error of various unencoded operations with  $X, Y, Z$  denoting Pauli errors,  $M$  measurement errors, and  $A$  and  $B$  ancilla errors. Thus  $p_X, p_{IZ}, p_{ZI}, p_M$ , and  $p_{AY}$  denote the probabilities of a single-qubit-gate  $X$  error, a  $Z$  error on the target of a  $C_X$ , a  $Z$  error on the control of a  $C_X$ , a measurement error, and a  $Y$  error on an  $A$  type ancilla. A procedure is below threshold when the maximum error probability for all gates is less than 5.5%.