

General recursive solution for one dimensional quantum potentials

Sérgio L. Morelhão and André V. Perrotta

Instituto de Física, Universidade de São Paulo, CP 66318, 05315-970 São Paulo, SP, Brazil

A generalization and further simplification of the method proposed by S.A. Shakir [Am. J. Phys. **52**, 845 (1984)] to solve bound eigenvalues of the Schrödinger equation is presented. In one-dimensional problems, this generalization leads to a set of extremely efficient recursive equations for computing wave functions of any given potential. The recursive procedure is very simple and it is general, providing accurate solutions not only for bound states but also for scattering and resonant states, as demonstrated here for a few examples.

I. INTRODUCTION

Predicting physical properties of quantum systems has basically been treated as an eigenvalue problem. Since from single atoms and few-body problems up to nanostructured devices, chemical and electronic properties are determined by finding the eigenstates of the system's Hamiltonian. Methods of solving eigenvalue/eigenfunction problems are therefore an inevitable part of the quantum mechanic theory. In real systems, even one dimensional problems can be quite difficult to solve analytically and often approximative, such as in perturbation theory, and/or numerical methods are required^{1,2,3,4,5,6}. Semiconductor heterostructures are good examples of one dimensional systems of technological interest where numerical solutions of the Schrödinger equation (SE) are often employed for self-consistent studies of electronic devices^{7,8,9,10,11}. Studies of vibrational bound states of molecules in physical chemistry, as well as of other oscillatory systems in atomic and nuclear physics are treated as one dimensional problems when summarized in the radial SE; they consist another class of important examples in which numerical methods are also often employed^{12,13,14,15}.

Although several procedures and algorithms might be available in nowadays for solving the SE numerically, see for instance Ref. 16, they are suitable to address specific problems on distinct fields of applied and theoretical physics. There is still a need for a general treatment that can be summarized into a single routine capable to solve equally well scattering problems in open systems as well as few-body bounding problems. Moreover, the level of expertise required for dealing with the available numerical solutions has kept them out of most physics and chemistry classrooms, even on graduate courses, where the demonstrative examples are still limited to a few cases of quantum potentials for which the analytical solutions are known.

More than 20 years ago, S.A. Shakir presented a recursive method to find bound eigenvalues of the SE¹⁷. It was a relatively simple method, closely related to those used in the field of optics for calculating the Fresnel amplitudes. In despite of its simplicity, this method has passed unnoticed from the applied research fields until very recently¹⁸.

In this work, instead of concerning with the mathemat-

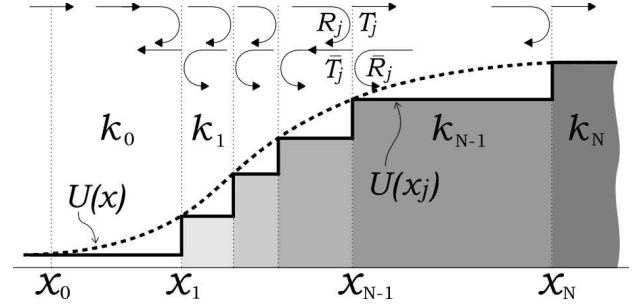


FIG. 1: Discretization of a energy potential function $U(x)$ (dashed line), providing reflection, R_j and \bar{R}_j , and transmission, T_j and \bar{T}_j , coefficients at every step of the discretized function (solid line). Coefficients with and without bar stand for right-hand and left-hand scattering solutions, respectively. Wavevectors k_j at each interval of constant potential value $U(x_j)$ is also shown.

ical solution of a differential equation, which is the SE for bound and scattering states, we are concerned with the elemental action of a given stationary force field on the particle's wave function. Such action occurs at every step of a discretized potential energy function and it is qualitatively always the same, reflecting and transmitting the incident wave as in the Shakir's method¹⁷. But this slightly different perspective of the problem allows a terrific simplification, revealing a general procedure for computing wave functions of any given potential whatever related to scattering, resonance, or bound states, as demonstrated here for a few examples. Moreover, the present formulation is accessible even to undergraduate students, and no special computer skills are required since it can be implemented in a few lines of a program.

II. THEORY

For a given potential energy function $U(x)$, it is always possible to define the interval $\mathbf{X} = [x_0, x_N]$ such that outside its boundaries, i.e. for $x \notin \mathbf{X}$, either the potential is constant or the amplitude of the wave function vanish before appreciable variation of the potential. In this interval, the potential has been discretized into N steps, and we seek for stationary states with wave functions in

the form $\Psi(x) = \sum_{j=0}^N \delta_j(x) \underline{\psi}_j(x)$ in which

$$\underline{\psi}_j(x) = A_j e^{ik_j(x-x_j)} + B_j e^{-ik_j(x-x_j)} \quad (1)$$

and $\delta_j(x) = 1$ for $x \in [x_j, x_{j+1}]$ and 0 otherwise. The under arrow indicates that this format will be used here for left-hand solutions, as better explained below.

Incremental distances $dx_j = x_{j+1} - x_j$, are small enough to guarantee a good numerical solution when taking $U(x) = U(x_j)\delta_j(x)$, as shown in Fig. 1, so that $k_j = \varphi\sqrt{E - U(x_j)}$ where $\varphi = \sqrt{2m/\hbar^2}$. E and m stand for energy and mass of the particle, respectively.

To calculate the A_j and B_j amplitudes recursively, initial values at the boundaries of the interval \mathbf{X} have to be provided. For instance, normalized solutions for incidence from the left-hand side, i.e. incidence from $x < x_0$, must have $B_N = 0$ and $A_0 = 1$. Conservation of the probability current imposes that

$$\underline{\psi}_{j-1} = \underline{\psi}_j \quad \text{and} \quad \underline{\psi}'_{j-1} = \underline{\psi}'_j \quad (2)$$

at every step of the potential, i.e. at every x_j . The prime symbol indicates the first derivative in x . Left-hand solutions are obtained by applying these conditions, Eqs. (2), first at x_N where $B_N = 0$ and

$$A_N = A_{N-1} \frac{2k_{N-1}}{k_{N-1} + k_N} e^{ik_{N-1}(x_N - x_{N-1})} = A_{N-1} T_N, \quad (3)$$

and then at x_{N-1} where

$$B_{N-1} = A_{N-1} \frac{k_{N-1} - k_N}{k_{N-1} + k_N} e^{2ik_{N-1}(x_N - x_{N-1})} = A_{N-1} R_N \quad (4)$$

and

$$A_{N-1} = A_{N-2} \frac{2k_{N-2}}{(k_{N-2} - k_{N-1})R_N + (k_{N-2} + k_{N-1})} e^{ik_{N-2}(x_{N-1} - x_{N-2})} = A_{N-2} T_{N-1}, \quad (5)$$

and then at x_{N-2} where

$$B_{N-2} = A_{N-2} \frac{(k_{N-2} + k_{N-1})R_N + (k_{N-2} - k_{N-1})}{(k_{N-2} - k_{N-1})R_N + (k_{N-2} + k_{N-1})} e^{2ik_{N-2}(x_{N-1} - x_{N-2})} = A_{N-2} R_{N-1} \quad (6)$$

and A_{N-2} is analogous to Eq. (5) when replacing N by $N-1$.

This is a recursive procedure, repeatable since $j = N$ downto $j = 1$ as summarized by

$$A_j = A_{j-1} T_j \quad \text{and} \quad B_j = A_j R_{j+1} \quad (7)$$

where

$$T_j = \frac{2k_{j-1}}{(k_{j-1} - k_j)R_{j+1} + (k_{j-1} + k_j)} e^{ik_{j-1}(x_j - x_{j-1})} \quad (8a)$$

and

$$R_j = \frac{(k_{j-1} + k_j)R_{j+1} + (k_{j-1} - k_j)}{(k_{j-1} - k_j)R_{j+1} + (k_{j-1} + k_j)} e^{2ik_{j-1}(x_j - x_{j-1})}. \quad (8b)$$

All amplitudes are proportional to A_0 , and within the condition assumed when defining the interval \mathbf{X} , $R_{N+1} = 0$.

Solutions for incident particles from the right-hand side, i.e. incidence from $x > x_N$, are obtained in analogous procedure, but for the sake of simplification in the

final format of the recursive equations it is convenient to redefine the amplitudes as follow

$$A_j = C_{j+1} e^{-ik_j dx_j} \quad \text{and} \quad B_j = D_{j+1} e^{+ik_j dx_j}, \quad (9)$$

and hence the wave function $\Psi(x)$ of the stationary states will be calculated by using

$$\underline{\psi}_j(x) = C_{j+1} e^{ik_j(x-x_{j+1})} + D_{j+1} e^{-ik_j(x-x_{j+1})} \quad (10)$$

instead of $\underline{\psi}_j(x)$.

By applying the continuity of $\underline{\psi}_j$ and $\underline{\psi}'_j$, as in Eqs. (2), analogous deduction of that in Eqs. (3)-(6) can be carried out but now starting from x_1 where $C_1 = 0$ upto x_{N+1} where $D_{N+1} = 1$ (for normalized solutions). It leads to the recursive equations

$$D_j = D_{j+1} \bar{T}_j \quad \text{and} \quad C_j = D_j \bar{R}_{j-1} \quad (11)$$

of the right-hand solutions where

$$\bar{T}_j = \frac{2k_j}{(k_j - k_{j-1})\bar{R}_{j-1} + (k_j + k_{j-1})} e^{ik_j(x_{j+1}-x_j)} \quad (12a)$$

and

$$\bar{R}_j = \frac{(k_j + k_{j-1})\bar{R}_{j-1} + (k_j - k_{j-1})}{(k_j - k_{j-1})\bar{R}_{j-1} + (k_j + k_{j-1})} e^{2ik_j(x_{j+1}-x_j)} \quad (12b)$$

for $j = 1, 2, \dots, N$ and $\bar{R}_0 = 0$.

At certain energies E_n , quantum confinements can occur at local minima of the potential in which $U(x) < E_n$; given that each minimum is bounded on both sides by non-tunnelable barriers. Around one of such local minima, stationary wave solutions only exist when the waves reflected at both bounding “walls” interfere constructively to each other at any instant of time. It means that, left-hand and right-hand scattering solutions must coexist in the confinement region, i.e. $\psi_j(x) = \psi_j(x)$, which takes us back to Eqs. (9). Since $B_j = A_j R_{j+1}$ and $C_{j+1} = D_{j+1} \bar{R}_j$, as given by Eqs. (7) and (11), all amplitudes cancel each other out in Eq. (9) so that $\bar{R}_j R_{j+1} = \exp(2ik_j dx_j)$. This latter relationship provides a criterion for numerical determination of the allowed modes in any confinement region of the potential since a minimization function such as

$$f(E) = \sum_j |\bar{R}_j R_{j+1} - e^{2ik_j dx_j}| \quad (13)$$

can be defined with j running over all values where $U(x_j) < E$. Then, the condition $f(E) = 0$ is fulfilled only for a set of discrete E_n values of energy, corresponding to the eigenvalues of the one dimensional SE at a given local minimum of $U(x)$.

Eigenfunctions Ψ_n , of the energy eigenvalues E_n , are computed as either $\psi_j(x)$ or $\psi_j(x)$ solutions in the classical allowed region around the minimum. But both solutions are required to compute the evanescent parts of the eigenfunctions inside the barriers, and then it is necessary to match the amplitudes of these solutions at some point. If the h th step, for which $U(x_h) < E_n$, is taken as the matching point, $\psi_h = \psi_h$ and hence $D_h = A_h(1 + R_{h+1})/(1 + \bar{R}_{h-1})$. By providing an arbitrary value to A_h , such as $A_h = 1$, the non-normalized eigenfunction

$$\Psi_n(x) = \sum_j \delta_j(x) \times \begin{cases} \psi_j(x), & \text{if } h \leq j \leq N \\ \psi_j(x), & \text{if } 1 \leq j < h \end{cases} \quad (14)$$

can be calculated over the entire interval \mathbf{X} . Since $S = \sum_{j=0}^{N+1} |\Psi_n(x_j)|^2 dx_j$ has to be equal to unit for a normalized eigenfunction, \sqrt{S} is the normalization factor.

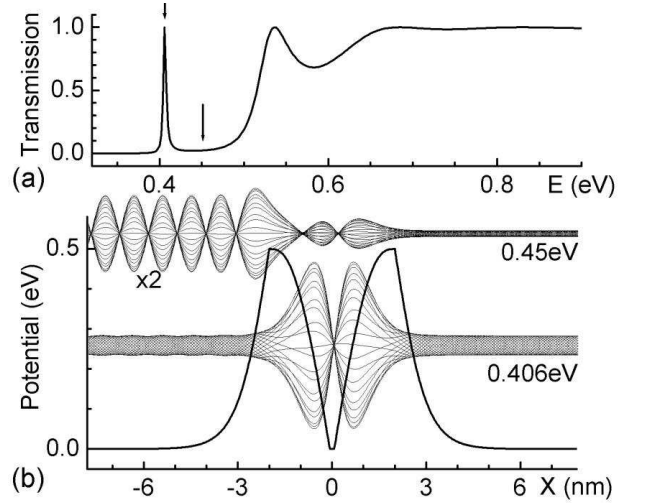


FIG. 2: Resonant tunneling in barrier with V-shaped well at the middle. (a) Transmission of probability given by $|\Psi(x_N)|^2$ (left-hand incidence, $A_0 = 1$) as a function of the particle's energy E . (b) Potential energy function of the barrier and wave functions for the two energies (0.406 eV and 0.45 eV) pointed out by arrows in (a). A set of 20 curves is shown for each wave function solution, corresponding to $\Psi(x)e^{-i\omega t}$ for $\omega t = m\pi/10$ and $m = 1, 2, \dots, 20$. The amplitude of the wave function for $E = 0.45$ eV has been magnified by a factor of 2 regarding the amplitude of the resonant wave. Vertical displacements of both sets of curves are not related to the energy scale at left. Solutions computed for an uniform step width of $dx_j = 0.02$ nm.

III. EXAMPLES AND DISCUSSIONS

In cases of tunnelable barriers, at either left or right of the minimum of $U(x)$, there will be resonance instead of confinement for a particular set of E_n values. But in such cases, only one scattering solution (left or right) will be necessary to compute the wave functions as a function of E . An example of application is shown in Fig. 2 where the recursive equations, Eqs. (7) and (8), are applied to illustrate resonance at a local minimum surrounded by tunnelable barriers. Although a barrier with V-shaped well in the middle—similar to that induced by Si- δ doping in GaAs^{19,20}—has been used for this example, the exact $U(x)$ function is irrelevant since the feasibility of the calculation procedure is not limited by the shape of the potential function.

To demonstrate an application of combining both left and right scattering solutions, Eq. (14), to solve problems where the local minimum can not be reached by tunneling from either sides, a Lennard-Jones type of potential has been chosen, as for diatomic molecules. In Fig. (3a) the binding energies, or bound eigenvalues of the radial SE, are determined by minimization of $f(E)$, Eq. (13). The computed eigenfunctions of the first three modes are shown in Fig. (3b) where the one-dimensional variable x stands for the nuclei distance in the molecule. Although reduced mass, equilibrium distance, and ionization en-

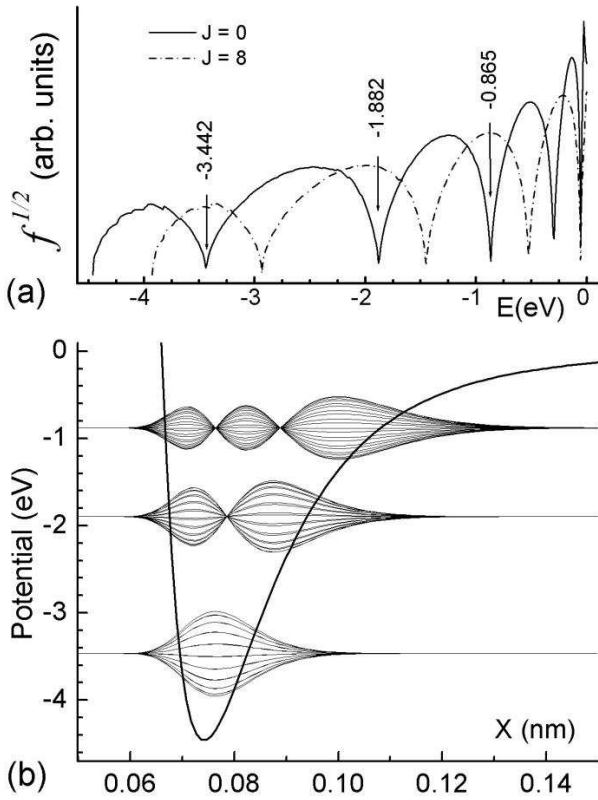


FIG. 3: (a) Vibrational energy eigenvalues estimated via minimization of $f(E)$, Eq. (13), for a Lennard-Jones type of potential and for two rotational states, with $J = 0$ (solid line) and with $J = 8$ (dash-dot line). Step width $dx_j = 0.95$ pm. Potential energy functions given by $U(x) = A/x^{12} - B/x^6 + J(J+1)/(\varphi x)^2$ where $A = 0.124 \times 10^{-12} \text{ eV} \cdot \text{nm}^{12}$, $B = 1.488 \times 10^{-6} \text{ eV} \cdot \text{nm}^6$ and $m = 469.4 \text{ MeV}/c^2$. (b) Eigenfunctions of the three first vibrational states for the case $J = 0$, indicated by arrows in (a), are shown in the same scheme as before (Fig. 2), i.e. in sets of 20 curves per time period of amplitude oscillation. Wave amplitudes are in a common scale. Plot of $U(x)$ (solid-thick line), $J = 0$, is also shown.

ergy values are close of those for the H_2 molecule, the width of the depression in $U(x)$ is much narrow than in the actual molecule²¹. It means a stronger restoring force and hence larger energy gaps in between adjacent vibrational states, which is used here for illustrative purposes only. In this hypothetical molecule, the non-constancy of the gap values is more evident, as can be seen in Fig. 3(a). It indicates how the exact solution would differ from the harmonic oscillator approximation.

Precision in determining the energy of either resonant or confined wave functions can be, in principle, very high since the method does not have any intrinsic limitation;

as for instance the frequency distortion, or phase-lag, errors of the Numerov-type methods^{12,13}. The precision here can be improved at the cost of CPU time when increasing the resolution of the E -scans for a discretized potential with very small step width. However, several optimized search schemes can be developed. In the given examples, a relative broad and constant steps of 0.4 nm already provide an accuracy of 0.3% in the position of the transmission peak shown in Fig. 2(a). The position of the first minimum in Fig. 3(a), which corresponds to the energy of the fundamental state of that molecule, i.e. $E_1 = -3.442 \text{ eV}$, is obtained with a precision below 0.001 eV for $dx_j = 0.00095 \text{ nm}$. It implies in only 200 steps in the considered range from $x_0 = 0.01 \text{ nm}$ to $x_N = 0.2 \text{ nm}$.

Potential functions with singularities do not compromise the applicability of the presented method since only solutions with null wave functions at the singularities are those with physical meaning. In other words, when representing the potential by a discretized function, a finite value has to be assigned to the singularity. It compromises mostly the modes with non-null wave functions at the singularity, but these are artificial modes that do not exist in the actual physical system. Occurrence of artificial modes has been observed when solving the potential $U(x) = -e^2/[|x| + |\epsilon|]$ with $\epsilon \rightarrow 0$. In this case, the odd solutions with respect to the singularity provide the well-known eigenvalues of the hydrogen atom.

IV. CONCLUSIONS

This work has demonstrated that any quantum system, wherever an open or closed system, when represented by one-dimensional potential, can be solved by a single method and within the desired numerical precision. It should also be emphasized that, in the presented method, the quantum potentials are solved by a physical treatment where the particle's wave function is molded by the same elemental action of the given force field. This is a completely different approach of the one that is usually taken where, once the potential is known, the problem became the mathematical solution of a differential equation.

Acknowledgments

During the time dedicated to this work, financial supports were received from CNPq (proc. No. 301617/1995-3) and FAPESP (proc. No. 2002/10387-5).

¹ D.R. Hartree, *The Calculation of Atomic Structures* (Pergamon, London, 1957).

² D. Bohm, *Quantum Theory* (Dover, New York, 1989).

³ C.S. Lent and D.J. Kirkner, "The quantum transmitting boundary method," *J. Appl. Phys.* **67**, 6353-6359 (1990).

⁴ A.R. Lee and T.M. Kalotas, "Solution of the one-

- dimensional Schrödinger equation in an arbitrary periodic potential,” *Phys. Scr.* **44**, 313-320 (1991).
- ⁵ H.W. Jang and J.C. Light, “Artificial boundary inhomogeneity method for quantum scattering solutions in an \mathcal{L}^2 basis,” *J. Chem. Phys.* **102**, 3262-3268 (1995).
 - ⁶ T.E. Simos, “An extended numerov-type method for the numerical solution of the Schrödinger equation,” *Computers Math. Applic.* **33**, 67-78 (1997).
 - ⁷ N.C. Kluksdahl, A.M. Krizan, D.K. Ferry and C. Ringhofer, “Self-consistent study of the resonant-tunneling diode,” *Phys. Rev. B* **39**, 7720-7735 (1989).
 - ⁸ W.R. Frensley, “Boundary conditions for open quantum systems driven far from equilibrium,” *Rev. Mod. Phys.* **62**, 745-791 (1990).
 - ⁹ T.B. Boykin and G. Klimeck, “The discretized Schrödinger equation and simple models for semiconductor quantum wells,” *Eur. J. Phys.* **25**, 503-514 (2004).
 - ¹⁰ N.B. Abdallah and O. Pinaud, “Multiscale simulation of transport in an open quantum system: resonances and WKB interpolation,” *J. Comput. Phys.* **213**, 288-310 (2006).
 - ¹¹ M. Dehghan, “Finite difference procedures for solving a problem arising in modeling and design of certain optoelectronic devices,” *Math. Comput. Simul.* **71**, 16-30 (2006).
 - ¹² T.E. Simos and G. Tougelides, “A numerov-type method for computing eigenvalues and resonances of the radial Schrödinger equation,” *Computers Chem.* **20**, 397-410 (1996).
 - ¹³ T.E. Simos and P.S. Williams, “New insights in the development of Numerov-type methods with minimal phase-lag for the numerical solution of the Schrödinger equation,” *Computers Chem.* **25**, 77-82 (2001).
 - ¹⁴ H. Van der Vyver, “Modified explicit Runge-Kutta methods for the numerical solution of the Schrödinger equation,” *Appl. Math. Comput.* **171**, 1025-1036 (2005).
 - ¹⁵ S.A. Chin and P. Anisimov, “Gradient symplectic algorithms for solving the radial Schrödinger equation,” *J. Chem. Phys.* **124**, 054106 (2006).
 - ¹⁶ V. Ledoux, M. van Daele, and G. vanden Berghe, “Mat-slise: a Matlab package for the numerical solution of Sturm-Liouville and Schrödinger equations,” *ACM Trans. Math. Softw.* **31**, 532-554 (2005).
 - ¹⁷ S.A. Shakir, “A recursive method for solving the Schrödinger equation,” *Am. J. Phys.* **52**, 845-849 (1984).
 - ¹⁸ S.K. Biswas, L.J. Schowalter, Y.J. Jung, A. Vijayaraghavan, P.M. Ajayan, R. Vajtai, “Room-temperature resonant tunneling of electrons in carbon nanotube junction quantum wells,” *Appl. Phys. Lett.* **86**, 183101 (2005).
 - ¹⁹ C.V.-B. Tribuzy, S.M. Landi, M.P. Pires, R. Butendeich, P.L. Souza, “*nipi* Delta-doping superlattices for amplitude modulation,” *Brazilian J. Phys.* **32**, 269-274 (2002).
 - ²⁰ Q.S. Zhu, Z.T. Zhong, L.W. Lu and C.F. Li, “Determination of the sub-band energy in the V-shaped potential well of δ -doped GaAs by deep level transient spectroscopy,” *Appl. Phys. Lett.* **65**, 2425-2427 (1994).
 - ²¹ Y.K. Syrkin and M.E. Dyatkina, *Structure of molecules and the chemical bond* (New York: Interscience Publishers, 1950).