

Phase rigidity and avoided level crossings in the complex energy plane

Evgeny N. Bulgakov,^{1,2} Ingrid Rotter,¹ and Almas F. Sadreev^{1,2,3}

¹*Max-Planck-Institut für Physik komplexer Systeme, D-01187 Dresden, Germany*

²*Kirensky Institute of Physics, 660036 Krasnoyarsk, Russia*

³*Department of Physics and Measurement, Technology Linköping University, S-581 83 Linköping, Sweden*

(Dated: May 25, 2019)

We consider the effective Hamiltonian of an open quantum system and its biorthogonal eigenfunctions ϕ_λ . The value $r_\lambda = (\phi_\lambda|\phi_\lambda)/(\phi_\lambda|\phi_\lambda)$ varies between 1 and 0 due to the avoided crossings of the resonance states. Since the scattering wave function Ψ_E^C can be represented in the interior of the system by the ϕ_λ , the phase rigidity ρ of the Ψ_E^C is related to the r_λ and therefore to the avoided level crossings. It characterizes an internal property of an *open* quantum system. The transmission through a quantum dot is resonant with respect to the effective Hamiltonian. We illustrate the relation between phase rigidity ρ and transmission numerically for small open cavities.

PACS numbers: 03.65.Yz, 73.23.-b, 73.63.Kv, 05.60.Gg

The advances in the nanotechnology make it possible to produce small quantum dots with desired controllable properties. The analogy between such a system and an atom has proved to be quite close¹. Since however no natural restrictions for choosing the control parameters exist, the quantum dots may show new properties that we cannot obtain from studies on atoms. For example, Fano resonances have been observed experimentally in quantum dots², and the Fano parameters may be complex³. Theoretically, the Fano parameter expresses the interference between the resonant part of the transmission and a smooth 'direct' nonresonant part. It is real when the resonance part is caused by the existence of an isolated resonance state⁴ as it is the case usually in atoms. When however the resonant part itself results from the interference of, e.g., two neighboring resonance states, the Fano parameter becomes complex⁵. The same may appear in a cavity due to the absorption at the walls⁶.

It has been stated⁷ further that the line shape of a Fano resonance may be affected by some dephasing⁸ that may be caused by intrinsic sources (e.g., from electron-electron interactions) as well as by extrinsic sources (e.g., radiation, magnetic impurities)⁹. For a quantitative study, the phase rigidity^{10,11}

$$\rho = \frac{\int dr |\Psi(r)|^2}{\int dr |\Psi(r)|^2} = e^{2i\theta} \frac{\int dr (|\text{Re}\Psi(r)|^2 - |\text{Im}\Psi(r)|^2)}{\int dr (|\text{Re}\Psi(r)|^2 + |\text{Im}\Psi(r)|^2)} \quad (1)$$

has been introduced that characterizes the degree to which the wave function Ψ is really complex (the phase θ arises from a transformation so that $\text{Re}\Psi$ and $\text{Im}\Psi$ are orthogonal). An experimental and theoretical study⁶ showed that the two different mechanisms, dephasing and dissipation, are equivalent in terms of their effect onto the evolution of Fano resonance line shapes.

Another interesting observation in the experimental results on quantum dots^{2,7} is that, as a function of the gate voltage that controls the transparencies of the point contacts, the widths of the observed resonances behave non-monotonic. The conductance peaks start as narrow Breit-Wigner resonances when the quantum dot is

pinched off, then widen as the contacts are opened into resonances exhibiting the Kondo effect⁷. As the contacts are opened further, the resonances become more narrow and have the Fano form with some background conductance. A similar result is obtained in a study on a tunable microwave scattering device¹². The explanation given in Ref.⁷ is that diffraction at the contacts to the quantum dots is strongest at intermediate point contact transparencies, leading to large sticking probabilities.

The non-monotonic increase of resonance widths as a function of the degree of opening the system is however a typical feature of open quantum systems¹³. It was found first in theoretical nuclear reaction studies by using the formalism of the effective nonhermitian Hamiltonian H_{eff} ¹⁴, then in atoms¹⁵ and in microwave cavities¹⁶ where it is proven experimentally^{6,12,17}. Also the transmission through a double quantum dot is studied as a function of the coupling strength between dot and attached leads¹⁸. In the theoretical studies, the non-monotonic behavior of the resonance widths is caused by the width bifurcation that may appear at the avoided crossings of resonance states in the complex energy plane. Further studies of open quantum systems showed that the real and imaginary parts of the eigenfunctions of H_{eff} evolve more or less independently from one another in the avoided level crossing scenario¹⁹ and that long-range correlations occur between the different states of the system²⁰.

The effective Hamiltonian used in the random matrix interpolation between the standard ensembles with real and complex matrix elements, is $H(\alpha) = H_0 + \alpha H_1$ where H_0 and H_1 are real and complex random Hermitian matrices, respectively, and α is a crossover parameter²¹. For such an ensemble, the eigenvector elements acquire correlations between the elements of the same eigenvector^{10,22} and between different eigenvectors²³. For individual systems, such a crossover may be observed already in a billiard with only two attached waveguides²⁴. The wave functions in the cross-over regime show long-range correlations¹¹ like the eigenvectors of the Hamiltonian $H(\alpha)$. These long-range correlations of the wave func-

tions in the real-to-complex crossover have recently been measured in an open microwave billiard²⁵.

Thus, the results obtained experimentally and theoretically for the profile of the transmission peaks, for the intensity fluctuations and also for the long-range correlations of the wave functions point to the fact that the system through which the transmission occurs may be essentially different from the original closed quantum system without attached leads. The differences arise from the interaction of neighboring resonance states via the continuum of scattering states. In quantum dots, they can be traced experimentally by varying the gate voltage that controls the transparencies of the point contacts.

The relation between the closed and the corresponding open quantum system is as follows. A closed quantum system is described by a hermitian Hamilton operator H_B the eigenvalues and eigenfunctions of which contain the 'internal' interaction u of the discrete states. When embedded into the common continuum of scattering states, the discrete eigenstates of the closed system turn over into resonance states with a finite lifetime. The effective Hamiltonian H_{eff} of the open quantum system contains H_B as well as an additional term¹³ that describes the coupling of the resonance states to the common environment, $H_{\text{eff}} = H_B + \sum_C V_{BC}(E^+ - H_C)^{-1}V_{CB}$. Here V_{BC} , V_{CB} stand for the coupling matrix elements between the *eigenstates* of H_B and the environment that may consist of different continua C , e.g. the scattering waves propagating in the left ($C = L$) and right ($C = R$) leads attached to a quantum dot²⁶. They are described by the Hamiltonian H_C . H_{eff} is non-hermitian, its eigenvalues z_λ and eigenfunctions ϕ_λ contain the 'external' interaction v of the resonance states via the continuum (v is used here instead of the concrete values V_{BC} and V_{CB}). While u causes level repulsion in energy, v is responsible for the bifurcation of the widths of the resonance states.

As long as $u/v \gg 1$, the spectroscopic properties of the open system are similar to those of the corresponding closed system. The lifetimes (widths) of the resonance states are, as a rule, comparable in value, i.e. the states exist at the same time and can influence one another. Usually, the states avoid crossing in the complex energy plane in a similar manner as it is well known from the avoided crossings of the discrete states of a closed system. When however $u/v \ll 1$, the resonance states do no longer exist at the same time due to their different lifetimes owing to widths bifurcation^{13,19}. They do not cross therefore in the complex energy plane. Most interesting is the situation $u \approx v$. The interplay between u and v may cause unexpected and even counterintuitive results such as the non-monotonic dependence of the resonance widths on the degree of opening the system^{13,15,16,17,18}.

Since the effective Hamiltonian H_{eff} depends explicitly on the energy E , so do its eigenvalues z_λ . The energy dependence is weak, as a rule, in an energy interval that is determined by the width of the resonance state. The solutions of the fixed-point equations $E_\lambda = \text{Re}(z_\lambda)|_{E=E_\lambda}$ and of $\Gamma_\lambda = -2\text{Im}(z_\lambda)|_{E=E_\lambda}$ are

numbers that coincide approximately with the poles of the S matrix. The width Γ_λ determines the time scale characteristic of the resonance state λ . The amplitude for the transmission through a quantum dot is²⁶

$$t = -2\pi i \sum_\lambda \frac{\langle \xi_L^E | V | \phi_\lambda \rangle \langle \phi_\lambda | V | \xi_R^E \rangle}{E - z_\lambda} \quad (2)$$

where the scattering wave functions in the leads are denoted by ξ_C^E . According to (2), the transmission is *resonant* in relation to H_{eff} . In (2), the eigenvalues z_λ with their full energy dependence are involved.

The eigenfunctions ϕ_λ of H_{eff} are complex and biorthogonal,

$$(\phi_\lambda | \phi_{\lambda'}) \equiv \langle \phi_\lambda^* | \phi_{\lambda'} \rangle = \delta_{\lambda, \lambda'} \quad (3)$$

$$\langle \phi_\lambda | \phi_\lambda \rangle \equiv A_\lambda \geq 1 \quad ; \quad |\langle \phi_\lambda | \phi_{\lambda'} \rangle| \equiv B_{\lambda\lambda'} \geq 0. \quad (4)$$

The value

$$r_\lambda = \frac{\int dr \phi_\lambda^2}{\int dr |\phi_\lambda|^2} = \frac{\int dr (|\text{Re } \phi_\lambda(r)|^2 - |\text{Im } \phi_\lambda(r)|^2)}{\int dr (|\text{Re } \phi_\lambda(r)|^2 + |\text{Im } \phi_\lambda(r)|^2)} = \frac{1}{A_\lambda} \quad (5)$$

is a measure for the biorthogonality of the eigenfunctions ϕ_λ of H_{eff} , $0 \leq r_\lambda \leq 1$. It is large for an isolated resonance state at the energy $E = E_\lambda$, where the transmission probability has a peak. In the regime of overlapping resonance states however, where avoided level crossings appear¹⁹, r_λ is usually small. Approaching a branch point in the complex energy plane where two eigenvalues z_λ and $z_{\lambda'}$ coalesce, we have^{15,19,27} $r_{\lambda(\lambda')} \rightarrow 0$ and

$$|\phi_\lambda \rangle \rightarrow \pm i |\phi_{\lambda' \neq \lambda} \rangle. \quad (6)$$

Here, the widths bifurcate : one of the states aligns with the channel wave function ξ_C^E and becomes short-lived while the other one becomes long-lived. Therefore again, as for non-overlapping resonances, $r_\lambda \rightarrow 1$ at the energies $E = E_\lambda$ of the long-lived states.

The scattering wave function Ψ_C^E is solution of the Schrödinger equation $(H - E)\Psi_C^E = 0$ in the total function space that consists of the discrete states of the quantum dot and of the scattering states in the attached leads. H is hermitian. The solution reads¹³

$$\Psi_C^E(r) = \xi_C^E(r) + \sum_\lambda \Omega_\lambda^C(r) \frac{(\phi_\lambda | V | \xi_C^E)}{E - z_\lambda} \quad (7)$$

where $\Omega_\lambda^C(r) = [1 + (E^+ - H_C)^{-1}V] \phi_\lambda(r)$ is the wave function of the resonance state λ . According to (7), the eigenfunctions $\phi_\lambda(r)$ of the effective Hamiltonian H_{eff} give the main contribution to the scattering wave function $\Psi_C^E(r)$ in the interior of the cavity. Here,

$$\Psi_C^E(r) \rightarrow \sum_\lambda \phi_\lambda(r) \frac{(\phi_\lambda | V | \xi_C^E)}{E - z_\lambda}. \quad (8)$$

Approaching a branch point in the complex energy plane, the contributions to (8) from the two states λ and λ' with

the relation (6) of their wave functions to each other, cancel each other. The phase rigidity is determined therefore by the contributions of other states that, as a rule, are relatively far from one another. That means, in spite of $r_\lambda = r_{\lambda'} = 0$, it is $|\rho|$ near to 1 at the branch point.

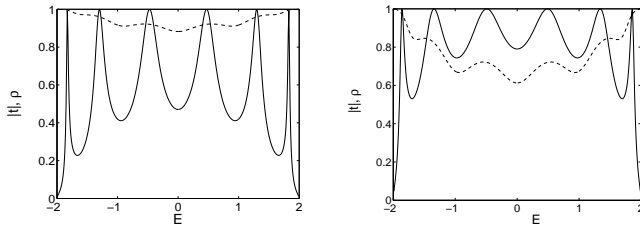


FIG. 1: The transmission $|t|$ (full lines) and phase rigidity $|\rho|$ (dashed lines) for a chain of 6 sites as a function of energy with $v=0.5$ (left) and $v=0.7$ (right). For the model see Ref. ²⁶.

For illustration, let us first consider the relation between the degree of resonance overlapping and the phase rigidity in the transmission through a 1d-system, see Fig. 1. The widths of the states in the middle $E = 0$ of the spectrum are larger than those near to the thresholds $E = \pm 2$ as can be seen immediately from the profile of the transmission peaks. Therefore, also the degree of resonance overlapping increases towards the middle of the spectrum and, correspondingly, the phase rigidity decreases.

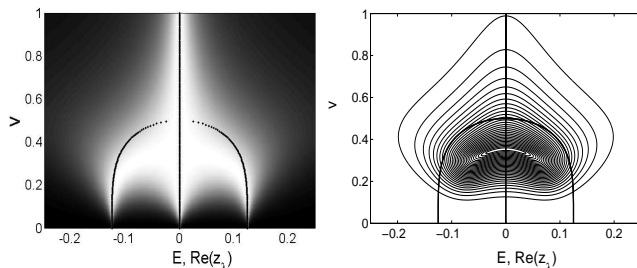


FIG. 2: The transmission $|t|$ (left) and the landscape of the phase rigidity $|\rho|$ (right, thin lines) for a double quantum dot over energy E and coupling strength v . The distance between the contour lines is $\Delta|\rho| = 1/30$. The minimal value $\rho = 0$ is surrounded by a high density of contour lines. The highest shown contour line corresponds to $|\rho| = 1 - 1/30$. The $\text{Re}(z_\lambda)$ of the three eigenstates (thick lines in both panels of the figure) are calculated at $E = 0$. The branch point is at $v_c = 1/2$, $E_c = 0$. $u = \sqrt{2}/16$. Around $v = 0.345$, the phase rigidity is minimal and the transmission maximal with a plateau $|t| = 1$ (for the plateau compare Fig. 4 in Ref. ¹⁸).

Let us now consider a double quantum dot consisting of two identical single dots that are connected by an internal wire. Suppose both dots and the wire have one state each. At $v = v_c$, the eigenvalues z_λ and $z_{\lambda'}$ of the effective Hamiltonian coalesce and a branch point in the complex energy plane appears^{18,19}. When $v < v_c$, the states repel each other in energy while widths bifurcation starts beyond the branch point where $v > v_c$. In

Fig. 2, we show the transmission $|t|$ and the landscape of $|\rho|$ over energy E and coupling strength v (for fixed u). The smallest value of $|\rho|$ ($\rho = 0$) is reached when the transmission is maximal with a plateau $|t| = 1$ (for the plateau compare Fig. 4 in¹⁸). At $v = v_c$, $|\rho|$ is relatively large due to the fact that the contributions of the two states λ and λ' cancel each other. Beyond v_c , the phase rigidity increases further up to its maximal value 1.

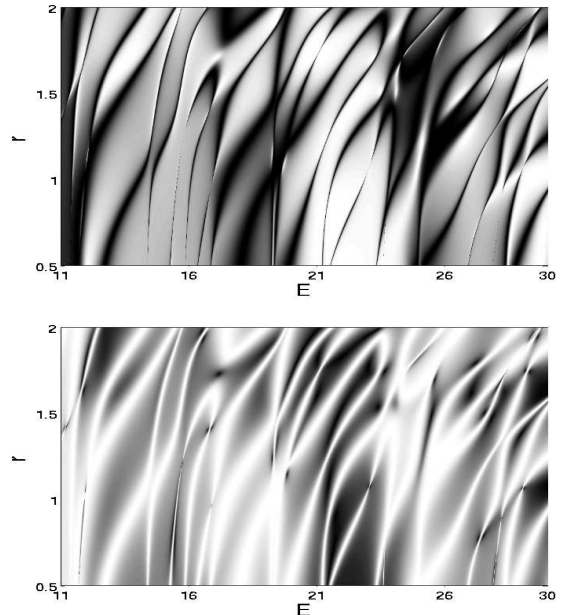


FIG. 3: The transmission $|t|$ (top) and phase rigidity $|\rho|$ (bottom) for a Sinai billiard over energy E and radius r of the circular disk (size of the billiard: $x = 4$, $y = 5$ in units of the width of the leads). The calculations are performed in the tight-binding lattice model²⁸.

In Fig. 3, we show $|t|$ and $|\rho|$ calculated for a realistic chaotic system with many states and many avoided level crossings. The high correlation between the two values $|t|$ and $1 - |\rho|$ can be seen also under these conditions. At the avoided level crossings, $|\rho|$ is usually large and $|t|$ small. In some energy intervals, $|t|$ is near to 1. Here $|\rho|$ is small, in agreement with the results shown in Fig. 2.

We conclude that $|\rho| < 1$ characterizes the scenario of overlapping resonances in which avoided (and true) crossings appear. In this scenario, the system can not be described by a Hermitian Hamilton operator that provides rigid phases of its eigenfunctions ($r_\lambda = 1$). Rather, H_{eff} is non-hermitian and r_λ varies with energy and coupling strength. This picture coincides with that obtained¹⁹ for the phases of the ϕ_λ in approaching the branch point.

The distributions of $|\rho|$ with energy and ensemble averaging calculated for large chaotic cavities, do not depend on the concrete shape of the cavity²⁹ since the averaging smears the contributions of the different avoided level crossings to $|\rho|$. As a result, the distribution of $|\rho|$ is characterized, in such a case, only by the number of channels¹¹.

Since the variation of r_λ and $|\rho|$ with energy follows from the interaction of the resonance states via the continuum of scattering wave functions, it is related also to the profile of the Fano resonances. The relation is however unique only with respect to r_λ . For example, the influence is maximum at the branch point according to the results presented in ^{5,30}. Here $r_\lambda = 0$, but $|\rho|$ is large as for weakly overlapping resonance states as discussed above. The line profile of two completely overlapping resonance states is, in the one-channel case and up to the background term, given by³¹ $S = 1 - 2i\Gamma_d/(E - E_d + \frac{i}{2}\Gamma_d) - \Gamma_d^2/(E - E_d + \frac{i}{2}\Gamma_d)^2$ where $E_1 = E_2 \equiv E_d$ and $\Gamma_1 = \Gamma_2 \equiv \Gamma_d$. The interference between the two terms of S and with the background is discussed in ⁵.

Summarizing, we state

(i) In the avoided crossing scenario of narrow resonance states, the value r_λ characterizing the biorthogonality of the eigenfunctions ϕ_λ of H_{eff} , and the phase rigidity $|\rho|$ of the scattering wave functions are smaller than 1. Here, also the profile of Fano resonances deviates from the standard one (described by the maximal value $r_\lambda = 1$).

(ii) The avoided crossings of resonance states may be considered as one source for the dephasing⁸ observed in

experimental data. The variation of r_λ and $|\rho|$ between 0 and 1 is an internal property of an open quantum system with overlapping narrow resonance states. In agreement with experimental data⁶, dephasing and dissipation are therefore equivalent in terms of their effect onto the Fano profile.

We underline that the interaction of neighboring resonance states via the common continuum which is considered here as source for the dephasing⁸, is fundamentally different from, e.g., the electron-electron interaction or the interaction due to some radiation. It is rather of nonlinear geometrical origin, related to branch points in the complex energy plane¹⁹. It causes the avoided crossings of discrete and narrow resonance states which are accompanied by phase changes of the eigenfunctions ϕ_λ of H_{eff} as well as of the scattering wave functions Ψ_C^E inside the cavity.

Acknowledgments: ENB and AFS thank the MPI PKS in Dresden for hospitality. This work has been supported by RFBR grant 05-02-97713 "Enisey".

* ben@tnp.krasn.ru; rotter@mpipks-dresden.mpg.de; almsa@ifm.liu.se; almas@tnp.krasn.ru

-
- ¹ A. Yacoby, M. Heiblum, D. Mahalu, and H. Shtrikman, Phys. Rev. Lett. **74**, 4047 (1995); E. Buks, R. Schuster, M. Heiblum, D. Mahalu, V. Umansky, and H. Shtrikman, Phys. Rev. Lett. **77**, 4664 (1996); R. Schuster, E. Buks, M. Heiblum, D. Mahalu, V. Umansky, and H. Shtrikman, Nature (London) **385**, 417 (1997).
 - ² J. Göres, D. Goldhaber-Gordon, S. Heemeyer, M.A. Kastner, H. Shtrikman, D. Mahalu, and U. Meirav, Phys. Rev. B **62**, 2188 (2000).
 - ³ K. Kobayashi, H. Aikawa, S. Katsumoto, and Y. Iye, Phys. Rev. Lett. **88**, 256806 (2002).
 - ⁴ U. Fano, Phys. Rev. **124**, 1866 (1961).
 - ⁵ A.I. Magunov, I. Rotter and S.I. Strakhova, Phys. Rev. B **68**, 245305 (2003).
 - ⁶ S. Rotter, U. Kuhl, F. Libisch, J. Burgdörfer, and H.J. Stöckmann, Physica E **29**, 325 (2005).
 - ⁷ A.A. Clerk, X. Waintal, and P.W. Brouwer, Phys. Rev. Lett. **20**, 4636 (2001).
 - ⁸ The term 'dephasing' is used here according to the definition given in Refs. ^{7,9}.
 - ⁹ P.W. Brouwer and C.W.J. Beenakker, Phys. Rev. B **55**, 4695 (1997).
 - ¹⁰ S.A. van Langen, P.W. Brouwer, and C.W.J. Beenakker, Phys. Rev. E **55**, 1 (1997).
 - ¹¹ P.W. Brouwer, Phys. Rev. E **68**, 046205 (2003).
 - ¹² S. Rotter, F. Libisch, J. Burgdörfer, U. Kuhl, and H.J. Stöckmann, Phys. Rev. E **69**, 046208 (2004).
 - ¹³ J. Okołowicz, M. Płoszajczak, and I. Rotter, Phys. Rep. **374**, 271 (2003).
 - ¹⁴ P. Kleinwächter and I. Rotter, Phys. Rev. C **32**, 1742 (1985); I. Rotter, Rep. Prog. Phys. **54**, 635 (1991).
 - ¹⁵ A.I. Magunov, I. Rotter and S.I. Strakhova, J. Phys. B **32**, 1669 (1999) and **34**, 29 (2001).
 - ¹⁶ E. Persson, K. Pichugin, I. Rotter, and P. Šeba, Phys. Rev. E **58**, 8001 (1998); P. Šeba, I. Rotter, M. Müller, E. Persson, and K. Pichugin, Phys. Rev. E **61**, 66 (2000); I. Rotter, E. Persson, K. Pichugin, and P. Šeba, Phys. Rev. E **62**, 450 (2000).
 - ¹⁷ E. Persson, I. Rotter, H.J. Stöckmann, and M. Barth, Phys. Rev. Lett. **85**, 2478 (2000); H.J. Stöckmann, E. Persson, Y.H. Kim, M. Barth, U. Kuhl, and I. Rotter, Phys. Rev. E **65**, 066211 (2002).
 - ¹⁸ I. Rotter and A.F. Sadreev, Phys. Rev. E **69**, 066201 (2004).
 - ¹⁹ I. Rotter and A.F. Sadreev, Phys. Rev. E **71**, 036227 (2005).
 - ²⁰ C. Jung, M. Müller, and I. Rotter, Phys. Rev. E **60**, 114 (1999).
 - ²¹ A. Pandey and M.L. Mehta, Commun. Math. Phys. **87**, 449 (1983).
 - ²² V.I. Fal'ko and K.B. Efetov, Phys. Rev. B **50**, R11267 (1994); Phys. Rev. Lett. **77**, 912 (1996).
 - ²³ S. Adam, P.W. Brouwer, J.P. Sethna, and X. Waintal, Phys. Rev. B **66**, 165310 (2002).
 - ²⁴ A.F. Sadreev and K.F. Berggren, Phys. Rev. E **70**, 026201 (2004).
 - ²⁵ Y.H. Kim, U. Kuhl, H.J. Stöckmann, and P.W. Brouwer, Phys. Rev. Lett. **94**, 036804 (2005).
 - ²⁶ A.F. Sadreev and I. Rotter, J. Phys. A **36**, 11413 (2003).
 - ²⁷ I. Rotter, Phys. Rev. E **64**, 036213 (2001).
 - ²⁸ S. Datta, *Electronic transport in mesoscopic systems*, Cambridge University Press, 1995.
 - ²⁹ E.N. Bulgakov and I. Rotter, cond-mat/0511553.
 - ³⁰ M. Müller, F.M. Dittes, W. Iskra and I. Rotter, Phys. Rev. E **52**, 5961 (1995).
 - ³¹ I. Rotter, Phys. Rev. E **68**, 016211 (2003).