

A possible approach to improve sensitivity of Michelson interferometer

Jian Fu

State Key Lab of Modern Optical Instrumentation,

Department of Optical Engineering,

Zhejiang University, Hangzhou 310027, China

Abstract

We propose a possible approach to achieve an $1/N$ sensitivity of Michelson interferometer by using a properly designed random phase modulation. Although, the \sqrt{N} precision improvement might not be achieved due to the complication of the random phase modulation, it can help interferometers such as LIGO to reach higher sensitivity.

PACS numbers: 04.80.Nn, 42.87.Bg, 07.60.Ly

Michelson interferometer plays an important role in ultimate sensitivity measurements. Especially, large-scale interferometric gravitational wave detectors [1] such as the Laser Interferometric Gravity-wave Observatory (LIGO) is a Michelson interferometer with arm cavities and power recycling [2]. In the measurements, the ultimate sensitivity is conventionally bounded by the quantum nature of the electromagnetic field. It has been shown that the so-called shot noise is due to the vacuum fluctuations coupled to the interferometer and the radiation pressure noise is due to the random motion of the mirrors induced by the radiation pressure fluctuations [3]. However, these standard quantum limits are not as fundamental as the Heisenberg limits, and can be beaten by using quantum entanglement [4] and squeezing [5]. Benefiting from a nonlocal correlation, quantum entanglement can achieve an $1/N$ sensitivity with a \sqrt{N} precision improvement (N being the number of photons employed) over the classical strategies [4]. But there is an enormous difficulty in the quantum-enhanced measurement, that is usually very complicated to realize multi-particle quantum entanglement even as few as 5 or 6 particles [6]. Many quantum procedures that achieve the same $1/N$ sensitivity have been proposed that do not make use of quantum entangled states [4]. However, the nonclassical states of light, such as squeezed states [5, 7] or Fock states [8], are required in these approaches.

Recently, “mode-entangled states” based on the transverse modes of classical optical fields propagating in multimode waveguides are proposed as classical simulations of quantum entangled states [9]. It is interesting that the mode-entangled states can also exhibit the nonlocal correlation, such as the violation of Bell’s inequality. By using the classical simulation of N -particle quantum entangled states, an interferometer that can beat the standard quantum limit was proposed in Ref. [10]. Similar to the quantum-enhanced measurements, the interferometer can also reach an $1/N$ sensitivity with a \sqrt{N} precision improvement over ordinary interferometers. It is noticeable that the nonlocal correlation similar to quantum entanglement might be caused by a random phase mechanism [11]. The random phase mechanism is also a possible mechanism for improving the sensitivity and precision of interferometers [10].

In this letter, we propose a possible approach to improve the sensitivity of Michelson interferometer by using a random phase modulation. In the scheme, we will divide each sample period into N time slots. The measurement in each time slot can be regarded as an independent measurement. By modulating properly designed random phase sequences in

time slots, the N measurements will become similar to the measurements employed N -field mode-entangled states [10]. At last, by performing correlation analysis on these measurement results, it is in principle possible to achieve an $1/N$ sensitivity. However, the \sqrt{N} precision improvement over ordinary interferometers might not be achieved due to the complication of the random phase modulation.

Before turning to a detailed analysis of the scheme, it is useful to discuss an ordinary Michelson interferometer. A classical coherent beam with N_p average photons enters impinging on a semi-transparent mirror (i.e. a beam splitter), which divides it into a reflected and a transmitted beam. These two beams travel along different paths and then are reflected back by two mirrors. At last they are recombined by the same beam splitter. By measuring the intensity difference of the two output beams, one can recover the phase $\theta = 4\pi\Delta L/\lambda$ (ΔL being the path difference) between the two optical paths with a statistical error proportional to $1/\sqrt{N_p}$. This is the standard quantum limit due to the quantized nature of electromagnetic field and the Poissonian statistics of classical light.

Here, a Michelson interferometer with a minor change to achieve an $1/N$ sensitivity is proposed, and the scheme is shown in Fig. 1. In the scheme, a phase modulator φ is mounted on one of the optical paths. This is only a different between the scheme and an ordinary Michelson interferometer. Suppose that a time dependent extremely small phase $\theta = 4\pi\Delta L/\lambda$ has an upper frequency limit f_u . According to Nyquist sampling theory, we can determine a sampling period $T_s = 1/2f_u$ to measure the phase difference. Then we divide each sampling period into N time slots. The measurement in each time slot can be regarded as an independent measurement. Further, we divide each time slot into M phase units. In each phase unit, a random phase φ uniformly distributed in $[0, 2\pi]$ is modulated by the phase modulator. Thus, we obtain N random phase sequences of length M that can be written as $\{\varphi_j^i, (i = 1 \dots N, j = 1 \dots M)\}$. By measuring the intensity difference I of the two output beams in each phase unit, we can obtain

$$I_j^i = \frac{N_p}{MN} \cos(\theta + \varphi_j^i). \quad (1)$$

Due to the random phase φ_j^i uniformly distributed in $[0, 2\pi]$, the intensity difference I_j^i is also randomly varied in the range of $\pm N_p/MN$. Thus, we can obtain N random intensity difference sequences $\{I_j^i, (i = 1 \dots N, j = 1 \dots M)\}$. The relation of the time slots, the phase and intensity difference sequences is shown in Fig. 2.

In order to extract the information of θ from the random intensity difference sequences $\{I_j^i\}$, we properly design the random phase sequence of the N th time slot as

$$\varphi_j^N = \left(\sum_{i=1}^{N-1} \varphi_j^i \right) \bmod 2\pi. \quad (2)$$

Then a correlation analysis is performed on the intensity difference sequences, and the correlation function can be written as

$$\begin{aligned} S_N(\theta) &= \frac{1}{M} \sum_{j=1}^M \left[\prod_{i=1}^N I_j^i \right] \\ &= \frac{1}{M} \left(\frac{N_p}{MN} \right)^N \sum_{j=1}^M \left[\prod_{i=1}^N \cos(\theta + \varphi_j^i) \right] \\ &= \frac{2}{M} \left(\frac{N_p}{2MN} \right)^N \sum_{j=1}^M \left\{ \cos \left(N\theta + \sum_{i=1}^N \varphi_j^i \right) + \cos \left[(N-2)\theta + \sum_{i=1}^N \varphi_j^i - 2\varphi_j^1 \right] + \dots \right\}. \end{aligned} \quad (3)$$

By using $\sum_{i=1}^N \varphi_j^i = 2\pi$ obtained from Eq. (2), we can obtain

$$S_N(\theta) = 2 \left(\frac{N_p}{2MN} \right)^N \left\{ \cos(N\theta) + \frac{1}{M} \sum_{j=1}^M [\cos(N\theta - 2\theta - 2\varphi_j^1) + \dots] \right\}, \quad (4)$$

where the expression of $\sum_{j=1}^M \dots$ contains $2^{N-1} - 1$ terms that are all random-phase cosine functions. Because the sum of the random-phase cosine terms equals zero, one can estimate the upper limit of the value of $\sum_{j=1}^M \dots$ is 2^{N-1} . If chosen the number of phase units $M \gg 2^{N-1}$, it means that $2^{N-1}/M \approx 0$. Then the correlation function is given by

$$S_N(\theta) = 2 \left(\frac{N_p}{2MN} \right)^N \cos(N\theta). \quad (5)$$

This result shows a sensitivity of the order $1/N$ for the measurements of small phase θ .

In the quantum-enhanced measurement, a \sqrt{N} precision improvement over the classical strategies can be achieved, with the concomitant improvement in sensitivity. However, in the scheme, the \sqrt{N} precision improvement might not be achieved due to the complication of the random phase modulation. Its precision is mainly limited by three unavoidable sources of errors. The first source is the shot noise. In each phase unit, the phase error is proportional to $\sqrt{MN/N_p}$ due to N_p/MN average photons. In the correlation analysis, the variance associated with $\frac{1}{M} \sum_{j=1}^M \dots$ is given by $\sqrt{N/N_p}$. By using the correlation function, the phase error $\Delta\theta$ can be obtained from error propagation, $\Delta\theta = \Delta S_N / |\partial S_N / \partial \theta|$, it is easy to

see that it scales as $1/N$. Therefore we can obtain the shot noise limit as $\Delta\theta = 1/\sqrt{NN_p}$. The second source is the intensity fluctuations induced by random phase sequences. From Eq. (4), one can estimate the correlation function with an error $\Delta S_N = 2^{N-1}/M$ induced by random phase sequences. In this case, the phase error can be estimated as $\Delta\theta = 2^{N-1}/MN$. The third source is the phase error in the phase modulation. When a light beam is modulated by an electro-optical phase modulator such as LiNbO₃ modulator, a phase error can be induced by the voltage fluctuations of control signals. The phase error will lead to that the sum of the phases becomes $\sum_{i=1}^N \varphi_j^i = 2\pi \pm \Delta\varphi$. Apparently it gives a phase precision limit $\Delta\theta = \Delta\varphi/N$. At last, we can obtain the overall phase error

$$\Delta\theta = \frac{1}{\sqrt{NN_p}} + \frac{2^{N-1}}{MN} + \frac{\Delta\varphi}{N}. \quad (6)$$

Although, a \sqrt{N} precision improvement of the shot noise limit is achieved in the scheme, two new phase errors are induced by the random phase modulation. Fortunately, there are some strategies to reduce the new phase errors, such as increasing the phase unit number M or decreasing the phase modulation error $\Delta\varphi$ by using optical phase-locked loop (OPLL) technology [12, 13]. The OPLL technology is generally applied to control the phase error in optical PSK homodyne transmission systems [14]. Similarly, we can propose a configuration of OPLL for our scheme, as shown in Fig. 3. By using the OPLL, the phase error might be controlled below 0.3° as reported in Ref. [13]. Moreover, the granularity of random phases hardly influences the measurement result [11], so that the random phases can be assigned with a finite number of discrete values uniformly distributed in $[0, 2\pi]$ to realize rapid phase ergodicity. There is an analogy between the scheme and optical PSK transmission systems. And many mature PSK technologies might be helpful to realize the scheme.

In some measurements, the ultimate sensitivity is required, such as LIGO. By using this scheme, it can achieve an $1/N$ sensitivity nearly without any changes on the main structure of LIGO. Consider the detection band of $40Hz$ to $5kHz$ of LIGO, the sampling period $T_s = 0.1ms$ can be determined. If an $1/10$ sensitivity is required, each sampling period are divided into only 10 time slots. In order to reduce the intensity fluctuations induced by random phase sequences, the number of phase units $M = 100 \times 2^9$ is chosen. Then we can obtain that the rate requirement for optical phase modulator is $5.12GHz$. It is very easy to reach the requirement for LiNbO₃ modulator that is a fairly mature commercial technology. Further, we can estimate the phase error $\Delta\theta = 1/1000$ induced by random

phase sequences and $\Delta\theta = 0.03^\circ$ in the phase modulation (controlled by OPLL). Higher rate phase modulation and refinement of the OPLL technology allow to further improve the phase precision until reaching the \sqrt{N} precision improvement over ordinary interferometers.

In this letter, we have discussed a possible approach to improve the sensitivity of Michelson interferometer. Although a \sqrt{N} precision improvement might not be achieved, it can help interferometers, such as LIGO, to reach higher sensitivity. But there is a difficulty to further improve the sensitivity, that is the number of phase units required exponentially increasing with the sensitivity improvement. The difficulty might be overcome by using some encoding technologies. Apparently the approach is generally applicable to various types of interferometers, in particular to the arrangements under development for gravity-wave detection.

This work was supported by the National Natural Science Foundation of China under Grant No. 60407003.

-
- [1] K. Thorne, Rev. Mod. Phys. **52**, 285 (1980); L. Ju, D. G. Blair, and C. Zhao, Rep. Prog. Phys. **63**, 1317 (2000).
 - [2] B. Barish and R. Weiss, Phys. Today **52**, 44 (1999); A. Abramovici, and et al., Science **256**, 325 (1992).
 - [3] C. M. Caves, Phys. Rev. Lett. **45**, 75 (1980); V. B. Braginsky, and Y. I. Vorontsov, Sov. Phys. Usp. **17**, 644 (1975); W. A. Edelstein, J. Hough, J. R. Pugh, J. Martin, J. Phys. E **11**, 710 (1978).
 - [4] V. Giovannetti, S. Lloyd, L. Maccone, Science **306**, 1330 (2004).
 - [5] M. Xiao, Ling-An Wu, and H. J. Kimble, Phys. Rev. Lett. **59**, 278 (1987).
 - [6] Z. Zhao, and et al., Nature **430**, 55 (2004).
 - [7] R. S. Bondurant and J. H. Shapiro, Phys. Rev. D **30**, 2548 (1984).
 - [8] M. J. Holland and K. Burnett, Phys. Rev. Lett. **71**, 1355 (1993); J. Jacobson, and et al., Phys. Rev. Lett. **74**, 4835 (1995).
 - [9] J. Fu, and et al., Phys. Rev. A **70**, 042313 (2004).
 - [10] J. Fu, quant-ph/0604103.
 - [11] J. Fu and X. Zhang, quant-ph/0506125.

- [12] D. J. Malyon, Electron. Lett. **20**, 281 (1984); L. G. Kazovsky, J. Lightwave Technol. **LT-4**, 182 (1986); D. J. Malyon, D. W. Smith, and R. Wyatt, Electron. Lett. **22**, 421 (1986); J. M. Kahn, and et al., IEEE Photon. Technol. Lett. **2**, 285 (1990).
- [13] L. G. Kazovsky, J. Lightwave Technol. **8**, 1414 (1990); D. A. Atlas and L. G. Kazovsky, IEEE Photon. Technol. Lett. **2**, 367 (1990).
- [14] S. Norimatsu, K. Iwashita, and K. Noguchi, Electron. Lett. **26**, 648 (1990); S. Norimatsu and K. Iwashita, J. Lightwave Technol. **9**, 1367 (1991); B. Wandernoth, Electron. Lett. **28**, 387 (1992); J. M. Kahn, IEEE Photon. Technol. Lett. **1**, 340 (1989).

Fig. 1: The scheme of Michelson interferometer to achieve higher sensitivity.

Fig. 2: The relation of the time slots, the phase and intensity difference sequences.

Fig. 3: The configuration of optical phase-locked loop to control the phase error, LPF: Low-Pass Filter, CVG: Control Voltage Generator, PNG: Pseudo-random Number Generator, PM: Phase Modulator.

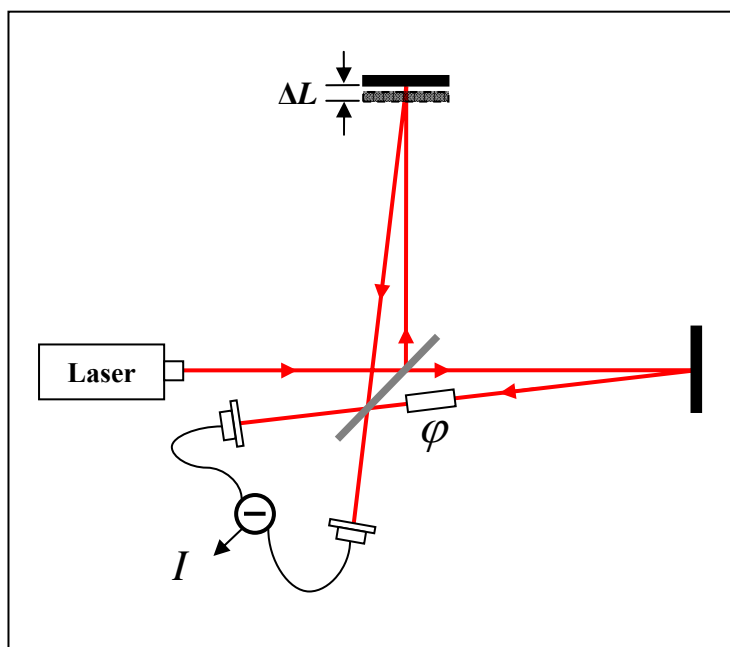


Fig. 1

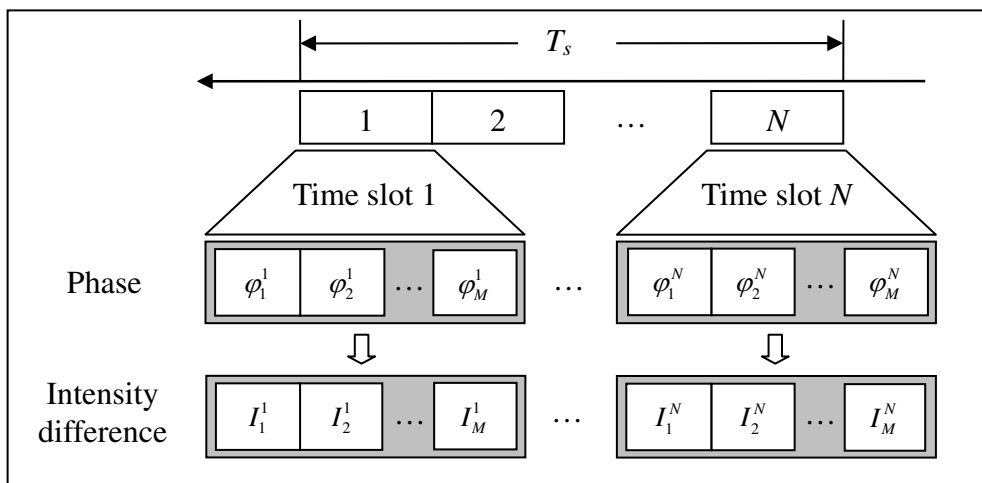


Fig. 2

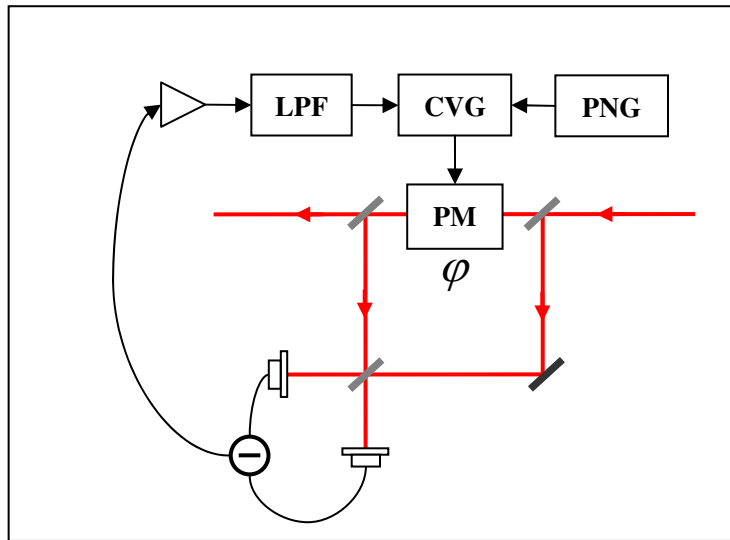


Fig. 3