

# Experimental continuous-variable entanglement of phase-locked bright optical beams

Jietai Jing, Sheng Feng,\* Russell Bloomer, and Olivier Pfister†

*Department of Physics, University of Virginia, 382 McCormick Road, Charlottesville, VA 22904-4714, USA*

We observed continuous-variable entanglement between two bright beams emitted above threshold by a phase-difference-locked ultrastable optical parametric oscillator. The amplitude-difference squeezing is  $-3$  dB and the phase-sum one is  $-1.35$  dB. The beams are classically phase-locked at a frequency difference of  $161.8273240(5)$  MHz, continuously tunable by the OPO crystal temperature. Such unprecedented frequency-difference stability paves the way for implementing quantum frequency multiplexing and CV quantum information in the frequency domain.

PACS numbers: 03.67.Mn, 03.65.Ud, 03.67.-a, 42.50.Dv, 42.65.Yj

The nondegenerate optical parametric oscillator (OPO) is a natural source of continuous-variable (CV) entanglement of two electromagnetic fields [1, 2]. Below threshold, its quantum evolution can be approximated, in the undepleted pump regime, by a unitary two-mode squeezing operator [3] which, in the ideal case (infinite squeezing) yields an eigenstate of both the amplitude-difference and the phase-sum quadratures. Since the amplitude and phase quadratures of the quantum electromagnetic field are the exact analogs of the position and momentum of the mechanical quantum oscillator, such an ideal two-mode squeezed state is identical to that featured in the Einstein-Podolsky-Rosen paradox [4] and can be implemented experimentally (with finite squeezing) [5] and used, for example, in CV quantum teleportation [6] and dense coding [7].

Above threshold, the OPO becomes a true oscillator rather than a phase-sensitive amplifier, and its dynamics become richer. The clustered mode structure of the doubly resonant OPO [8] is but a classical example. Entanglement was first predicted above threshold in the doubly and triply resonant OPO [1] but only recently have the first observations of entanglement been reported [9, 10].

Another fascinating regime is that of phase/frequency stable quantum optics and information, combining the techniques of quantum optics with those of ultrastable frequency standards. In this context, mode-locked optical oscillators and their frequency-comb spectrum [11, 12] could become candidates for large-scale multipartite CV entanglement [13, 14]. Here, we investigate the modest two-mode case and demonstrate bipartite CV entanglement of phase-locked, bright, continuous-wave (CW) optical beams. This opens the way to the extensive use of the frequency domain for quantum information, in a quantum analog to FM radio. For example, one can envision quantum multiplexing (Fig.1): the compact simultaneous entanglement detection of several entangled mode pairs, all with the same frequency sum but different frequency differences, by heterodyning them with a single local oscillator (LO) at the mean frequency (half the frequency sum). In this case, there are no “vacuum mode leaks” at the beam splitter if the LO is more in-

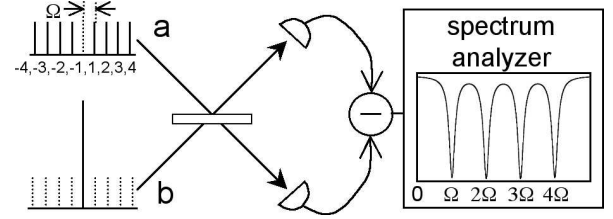


FIG. 1: Quantum multiplexing of phase-locked, CV entangled mode pairs at  $\omega \pm n\Omega$ , whose entanglement can be simultaneously detected by heterodyning with a single LO at  $\omega$ , yielding multiple beat notes at  $n\Omega$ . Dashed lines denote vacuum modes.

tense than the entangled beams [2, 15]. The heterodyne detection signal consists in several squeezed Lorentzian noise lineshapes, centered at the beat note frequencies, with the beat note signals ideally suppressed for phase-sum squeezing [2]. In realistic conditions, however, there will be residual beat notes and a crucial requirement of this scheme becomes their stability and spectral purity so that they don’t overwhelm the squeezing spectral holes. This can only be achieved by phase-locking the entangled modes together. An experimental illustration of such quantum heterodyne noise detection can be found in our recent work on sub-shot-noise heterodyne polarimetry [16].

The experimental realization of CV entanglement of phase-locked bright CW beams used an ultrastable, doubly resonant, type-II OPO based on an X-cut Na:KTP nonlinear crystal, temperature-stabilized at a few tenths of millidegrees, in which pump photons at 532 nm were downconverted into cross-polarized pairs at 1064 nm. This interaction was noncritically and collinearly phase-matched. The same OPO was used in our previous demonstration of macroscopic Hong-Ou-Mandel interference [17]. The experimental setup is sketched in Fig.2. The OPO pump and LO beams, at 532 and 1064 nm, respectively, were provided by a Nd:YAG laser with an external resonant frequency-doubler (“Diabolo,” Innolight). Both beams were spatially and temporally filtered by “mode-cleaner” cavities, of respective half widths at half maximum (HWHM) 160 and 170 kHz. The twin OPO beams at 1064 nm exited through mirror  $M_0$ , with typical operating powers from 1 to 10 mW (controlled by

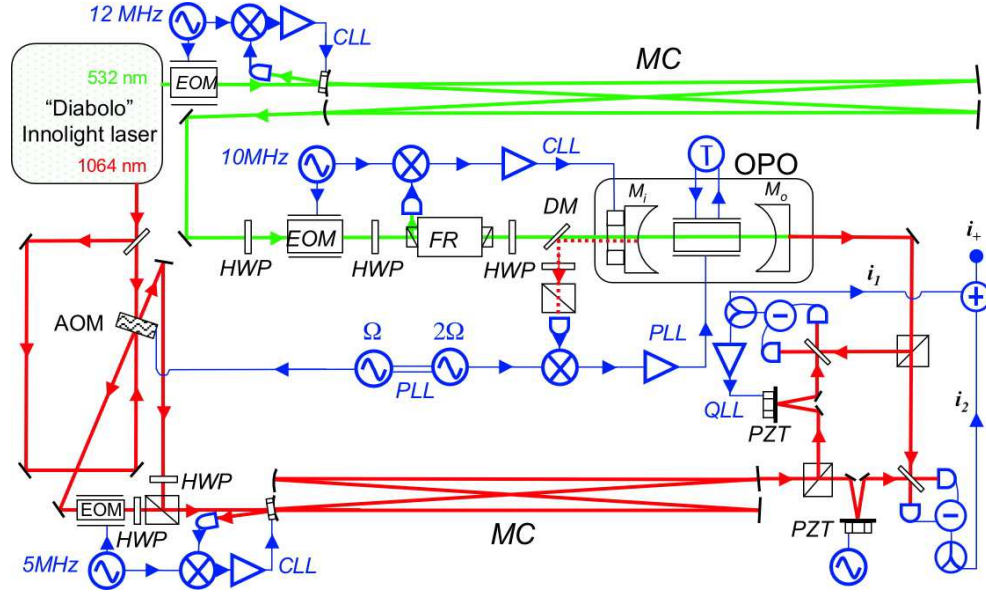


FIG. 2: Experimental setup, see text. OPO mirror  $M_i$  has transmittivities  $T(532 \text{ nm}) = 0.98$  and  $T(1064 \text{ nm}) = 5 \times 10^{-5}$ ;  $M_o$  has  $T(532 \text{ nm}) = 5 \times 10^{-5}$  and  $T(1064 \text{ nm}) = 1.8 \times 10^{-2}$ . AOM: acousto-optic modulator. CLL: cavity-lock loop. DM: dichroic mirror. EOM: electro-optic modulator. FR: Faraday rotator. HWP: half-wave plate. MC: mode cleaner. PLL: phase-lock loop. PZT: piezoelectric transducer. QLL: quadrature-lock loop. The 12 MHz EOM is integrated in the laser.

the pump power above its 65 mW threshold), and were separated by a polarizing beamsplitter. The reflected OPO-depleted pump beam was used as error signal to lock the OPO cavity, which was close to concentric (see below). A weak leak at 1064 nm through  $M_i$  was picked off by a dichroic mirror and the resulting beat note of the twin beams was phase-locked to a stable synthesized radiofrequency at  $2\Omega/(2\pi) = 161.827324 \text{ MHz}$ , by applying a correction voltage along the  $Z$  axis of the Na:KTP crystal. With only the temperature lock and CLL, the frequency difference error was  $\pm 150 \text{ kHz}$  [18], due to large doping inhomogeneities in the crystal coupled to residual vibrations of the optical table. The optical PLL reduced this error by more than 5 orders of magnitude to less than 1 Hz (Fig.3), while keeping the frequency difference continuously tunable over tens of MHz. The individual OPO frequencies had a residual jitter of 10 kHz, measured by beating the OPO against the kHz-linewidth LO laser. Note that the optical PLL was purely classi-

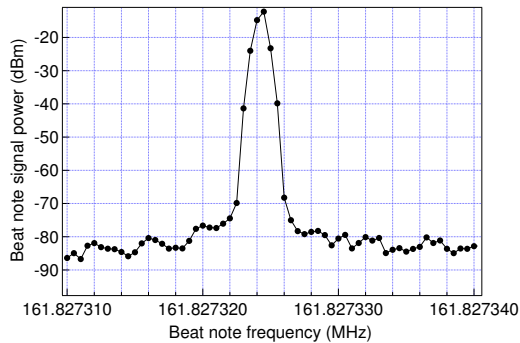


FIG. 3: Phase-locked OPO beat note. Resolution and video bandwidths are  $\text{RBW} = \text{VBW} = 1 \text{ Hz}$ . Consecutive points are separated by 0.5 Hz. 100 averages.

cal, since its error signal was acquired through a very low transmission mirror, and its phase-difference noise reduction was therefore limited by vacuum fluctuations and couldn't degrade the conjugate amplitude-difference squeezing. In order to observe the EPR correlation between the twin beams, we set up a standard double balanced homodyne detection (BHD) system, with low- and high-pass outputs. An acousto-optic modulator (AOM) was utilized to simultaneously up-shift and down-shift the frequencies of the LO, yielding two beams at frequencies  $\omega \pm \Omega$ , where  $\omega$  is the fundamental laser frequency and  $\Omega/(2\pi) = 80.913662 \text{ MHz}$  is the driver frequency of the AOM. The 1064 nm mode cleaner was built with a free spectral range of  $\Omega/(3\pi)$  so as to allow simultaneous resonance of both frequency-shifted LO beams. The two cross-polarized outputs of this mode cleaner were suitable LOs for the two BHD systems since the frequency difference of the twin beams was phase-locked to  $2\Omega$  by means of the aforementioned optical PLL. The two synthesizers working at  $\Omega$  and  $2\Omega$  were also electronically phase locked together, which suppressed any effect on the experiment of residual synthesizer frequency drifts. The optical part of the experiment was stabilized by 6 servo loops that controlled the OPO and mode-cleaner optical cavities (CLL), the OPO temperature (T), its phase difference (PLL), and one of the LO phases, i.e. OPO quadratures (QLL), the other one being scanned for the purpose of data acquisition but lockable as well.

Figure 4 shows a typical intensity-difference squeezing spectrum of the OPO, measured by blocking the local oscillator beams, sending each OPO beam into a single photodiode, and electronically subtracting the photocurrents. Technical noise from the pump laser below 1.5

MHz prevented us from reaching squeezing levels stronger than  $S_- = -3$  dB with respect to the shot noise limit (SNL) at 1.7 MHz. This amplitude noise can be reduced further by adopting a mode-cleaner of HWHM closer to the laser linewidth, i.e. a few kHz. Figure 5 shows the

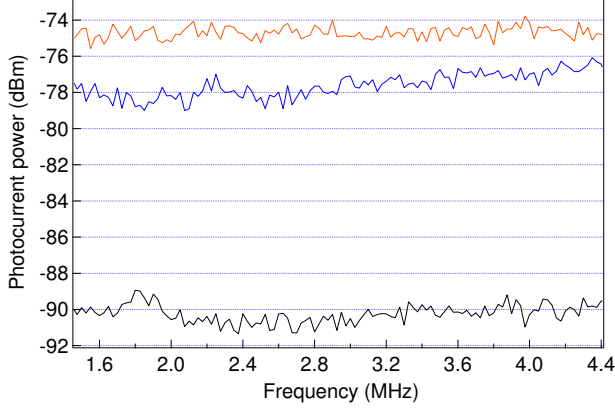


FIG. 4: Intensity-difference squeezing. Red, shot noise level of both OPO beams. Blue, intensity-difference noise. Black, electronic detection noise. RBW=VBW=100 kHz, 100 averages.

quadrature sum noise of the twin beams versus one the LO optical phases, the other LO phase being locked at  $\pi/2$ , i.e. to the phase quadrature. We verified on the DC interference fringe that the AC signal is squeezed only when the scanned quadrature is also the phase one, i.e. the phase shift is  $\pi/2$ . The raw phase-sum squeez-

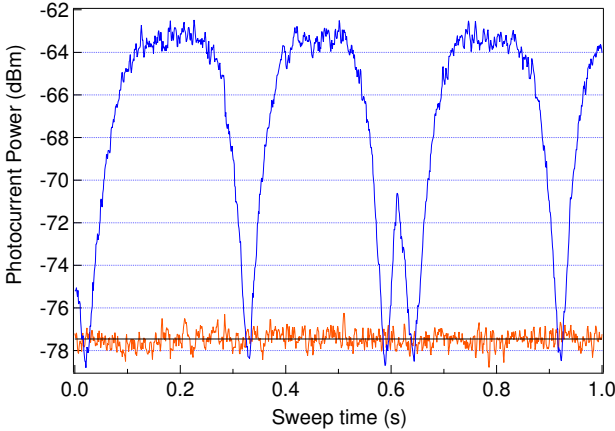


FIG. 5: Phase sum squeezing (see text). Red, shot noise level of both OPO and LO beams. Blue,  $\langle |\delta A_{1,\theta}(\Omega) + \delta A_{2,\pi/2}(\Omega)|^2 \rangle$  versus  $\theta$ , at center frequency  $\Omega/(2\pi) = 1.7$  MHz. RBW 30 kHz, VBW 100 Hz, zero span, detection noise floor = -95 dBm.

ing is  $-0.9$  dB (minimum squeezing hole from the shot noise average in Fig.5). Moreover, one must take into account the fact that the bright OPO classical amplitudes beat with the (linearized) LO shot noise and mask the squeezing. Note that this is *not* squeezing degradation from optical losses and that self-homodyne detection [9, 10], or an LO much more intense than the OPO

beams, suppresses this problem. Let  $a_{1,2} = \alpha + \delta a_{1,2}$  be the OPO photon annihilation operators and their fluctuations about a classical amplitude and  $b_{1,2} = \beta + \delta b_{1,2}$  the same for the LO. We denote the Hermitian quadrature fluctuations of, say,  $\delta a_j$  by  $\delta A_{j,\theta} = e^{-i\theta} \delta a_j + e^{i\theta} \delta a_j^\dagger$ . The BHD photocurrent-sum fluctuations for a LO phase shift  $\theta$  are given by the operator  $\delta i_+ = \beta(\delta A_{1,\theta} + \delta A_{2,\theta}) + \alpha(\delta B_{1,\theta} + \delta B_{2,\theta})$ , where the second term describes the aforementioned masking of the squeezing at  $\theta = \pi/2$  by the LO shot noise. The raw measured squeezing in dB is  $S_{exp} = 10 \log[\langle (\delta i_+)^2 \rangle / \langle (\delta i_+)^2_{SN} \rangle]$  (decimal log). The OPO power was 2.8 mW per beam (pump power 5% above threshold) and the LO power 6.5 mW per beam. We denote the ratio of these powers by  $\rho$  and also take into account the nonideal quantum efficiencies of the photodetectors ( $\eta = 0.95$ ), and the BHD contrasts  $C_1 = 0.986 = \sqrt{\eta_1}$ ,  $C_2 = 0.928 = \sqrt{\eta_2}$ . The true squeezing is thus

$$S_+ = 10 \log \left( \frac{2(\rho+1)[\rho(1-\eta)+1]}{\eta(\eta_1+\eta_2)} 10^{\frac{S_{+exp}}{10}} - \frac{2(\rho+1)+(\eta_1+\eta_2)[\rho(1-\eta)-\eta]}{\eta(\eta_1+\eta_2)} \right), \quad (1)$$

which yields  $S_+ = -1.6$  dB. Taking only into account the power factor  $\rho$  ( $\eta = \eta_1 = \eta_2 = 1$ ) yields  $-1.35$  dB. The theoretical value for the squeezing amount can be derived from [1] in the ideal case and from a semiclassical analysis [19] including losses, and gives  $-2.6$  dB at 1.7 MHz, given our cavity parameters. The cause of the 1 dB discrepancy may be uncorrected RF noise from the OPO PLL. In order to improve this level, one needs to: (i) better suppress the pump laser noise with a narrower mode cleaner and further optimize the PLL filter, as the OPO's PLL and CLL are coupled [21]. (ii) work at lower signal frequency, well within the squeezing bandwidth (we obtained  $-6$  dB for the intensity difference at 100 kHz previously [17]); (iii) work closer to the OPO threshold, or resonate the pump in the OPO cavity, since entanglement is expected to disappear quickly above threshold in doubly resonant OPO's but to survive much longer in triply resonant ones [1]. This is thus a proof-of-principle demonstration, however we now address an important experimental issue for OPO's above threshold, which played a fairly detrimental role in this experiment.

The reader will have noticed that fringe contrast  $C_2$  is anomalously low, which substantially degrades the squeezing. This is due to an optical aberration in one of the OPO beams, stemming from the OPO crystal's natural anisotropy: one of the two OPO beam spots is of elliptical shape whereas the other one is circular. We observed that this is dependent on the length of the OPO concentric cavity: as the length is increased towards the stability limit, the ellipse's eccentricity increases. We believe this aspect ratio is caused by walkoff in the wings of the focused beam in the Na:KTP crys-

tal. Even though the propagation direction in the crystal is a principal axis ( $X$ ) and should therefore give no walkoff, the beam is focused and its plane-wave angular spectrum does contain wave vectors at an angle with  $X$ . The  $Z$  polarization experiences a strong birefringence in the  $XZ$  plane (where it's extraordinary) but not in the  $XY$  (where it's ordinary). The  $Y$ -polarized beam, however, sees only weak birefringence in the  $XY$  plane (where it's extraordinary), since Na:KTP, like KTP, is close to uniaxial ( $n_X \simeq n_Y < n_Z$ ). Hence, focusing does not affect the  $Y$ -polarized beam shape. The  $Z$ -polarized beam therefore acquires a significant mode-mismatch with the TEM<sub>00</sub> LO mode. This could be corrected by inducing the same exact aberration on the LO mode, which is not trivial unless one uses the same OPO cavity to create the same eigenmode for the LO. To alleviate this problem, we defocused the beam inside the OPO cavity by reducing its length. We then measured the Gaussian beam parameters by measuring the intensity profile with a scanning pin-hole and found that the beam polarized along the  $Z$  axis (horizontal) of the crystal had a horizontal-to-vertical waist aspect ratio of 1.29(5) whereas the  $Y$ -polarized (vertical) beam had a waist aspect ratio of 0.98(5). This had, however, the adverse effect of increasing the cavity eigenmode waist and therefore the OPO threshold from 15 mW [18] to 65 mW, which lead to higher output power in the same operating conditions (number of times above threshold of the pump power), i.e. a much less favorable power ratio  $\rho$  compared to what we obtained in [18] and a consequent reduction of phase-sum squeezing. This is a serious issue above threshold, where the OPO cavity entirely defines the output mode. It could be avoided by using a nearly isotropic quasi-phase-matched nonlinear crystal, such as periodically poled LiTaO<sub>3</sub> (and frequency in lieu of polarization as the nondegenerate mode labels [20]).

The aforementioned squeezing levels ( $S_-, S_+$ ) =  $(-3.0 \text{ dB}, -1.35 \text{ dB})$  translate into  $\Delta(A_{1,0} - A_{2,0}) = 10^{S_-/20} = 0.71 < 1$  and  $\Delta(A_{1,\pi/2} + A_{2,\pi/2}) = 10^{S_+/20} = 0.86 < 1$ , which proves squeezed-state entanglement [22]. Another quantitative measure of CV entanglement is the Duan-Simon criterion [23, 24]

$$\Delta \left( \frac{A_{1,0} - A_{2,0}}{\sqrt{2}} \right)^2 + \Delta \left( \frac{A_{1,\pi/2} + A_{2,\pi/2}}{\sqrt{2}} \right)^2 = 1.24 < 2. \quad (2)$$

This is the strongest entanglement obtained to date for the beams emitted by an OPO above threshold.

In conclusion, we have demonstrated that the bright CW beams emitted by an electronically phase-locked nondegenerate OPO above threshold are entangled. There is no fundamental limitation to the frequency difference of the OPO beams, as long as it is within the PLL bandwidth. This result opens the way to quantum communication with intense ultrastable fields. The extension of this work is to achieve stable broadband two-mode and

multimode [25] squeezing and entanglement for quantum communication and to demonstrate quantum multiplexing. We thank Daruo Xie for discussions and Harvey Sugerman for the realization of electronic circuits. This work was supported by NSF grant Nos. PHY-0245032 and EIA-0323623.

---

\* Now with the Center for Photonic Communication and Computing, Northwestern University.

† Corresponding author: opfister@virginia.edu

- [1] M.D. Reid and P.D. Drummond, Phys. Rev. Lett. **60**, 2731 (1988).
- [2] P.D. Drummond and M.D. Reid, Phys. Rev. A **41**, 3930 (1990).
- [3] D.F. Walls and G.J. Milburn, *Quantum Optics*, Springer (1995).
- [4] A. Einstein, B. Podolsky, and N. Rosen, Phys. Rev. **47**, 777 (1935).
- [5] Z.Y. Ou, S.F. Pereira, H.J. Kimble, and K.C. Peng, Phys. Rev. Lett. **68**, 3663 (1992).
- [6] A. Furusawa, J.L. Sørensen, S.L. Braunstein, C.A. Fuchs, H.J. Kimble, E.S. Polzik, Science **282**, 706 (1998).
- [7] X. Li, Q. Pan, J. Jing, J. Zhang, C. Xie, and K. Peng, Phys. Rev. Lett. **88**, 047904 (2002).
- [8] R.C. Eckardt, C.D. Nabors, W.J. Kozlovsky, and R.L. Byer, J. Opt. Soc. Am. B **8**, 646 (1991).
- [9] A.S. Villar, L.S. Cruz, K.N. Cassemiro, M. Martinelli, and P. Nussenzveig, Phys. Rev. Lett. **95**, 243603 (2005).
- [10] X. Su, A. Tan, X. Jia, Q. Pan, C. Xie, and K. Peng, Opt. Lett. **31**, 1133 (2006).
- [11] Th. Udem, J. Reichert, R. Holzwarth, and T.W. Hänsch, Phys. Rev. Lett. **82**, 3568 (1999).
- [12] D.J. Jones, S.A. Diddams, J.K. Ranka, A. Stentz, R.S. Windeler, J.L. Hall, S.T. Cundiff, Science **288**, 635 (2000).
- [13] O. Pfister, S. Feng, G. Jennings, R. Pooser, and D. Xie, Phys. Rev. A **70**, 020302(R) (2004).
- [14] A.S. Bradley, M.K. Olsen, O. Pfister, and R.C. Pooser, Phys. Rev. A **72**, 053805 (2005).
- [15] R.E. Slusher, L.W. Hollberg, B. Yurke, J.C. Mertz, and J.F. Valley, Phys. Rev. Lett. **55**, 2409 (1985).
- [16] S. Feng and O. Pfister, Opt. Lett. **29**, 2800 (2004).
- [17] S. Feng and O. Pfister, Phys. Rev. Lett. **92**, 203601 (2004).
- [18] S. Feng and O. Pfister, J. Opt. B, Quantum Semiclass. Opt. **5**, 262 (2003).
- [19] C. Fabre, E. Giacobino, A. Heidmann, and S. Reynaud, J. Phys. **50**, 1209 (1989).
- [20] C. Schori, J.L. Sørensen, and E.S. Polzik, Phys. Rev. A **66**, 033802 (2002).
- [21] S. Feng and O. Pfister, SPIE Proc. **5161**, 109 (2004).
- [22] G. Leuchs *et al.*, in *Quantum Information with Continuous Variables*, Eds. S.L. Braunstein and A.K. Pati (Kluwer, 2003), p.379.
- [23] L.M. Duan, G. Giedke, J.I. Cirac, and P. Zoller, Phys. Rev. Lett. **84**, 2722 (2000).
- [24] R. Simon, Phys. Rev. Lett. **84**, 2726 (2000).
- [25] R.C. Pooser and O. Pfister, Opt. Lett. **30**, 2635 (2005).