

Optical Transparency Using Interference Between Two Modes of a Cavity

J.D. Franson and S.M. Hendrickson

Johns Hopkins University, Applied Physics Laboratory, Laurel, MD 20723 USA

In electromagnetically-induced transparency (EIT), the absorption of a probe beam is greatly reduced due to destructive interference between two dressed atomic states produced by a strong laser beam. Here we show that a similar reduction in the single-photon absorption rate can be achieved by tuning a probe beam to be halfway between the resonant frequencies of two modes of a cavity. This technique is expected to be useful in enhancing two-photon absorption while reducing losses due to single-photon scattering.

In electromagnetically-induced transparency (EIT) [1,2], an atomic medium that is strongly absorbing at one frequency can be made transparent by applying a laser beam at a different frequency. The reduction in the absorption is due to destructive interference between the scattering amplitudes from two dressed atomic states that are created by the laser beam. Here we show that a similar effect can be obtained without the need for a laser beam if the frequency of an incident beam of light is tuned to be halfway between two of the resonant modes of a cavity. This allows the two-photon absorption rate to be enhanced while simultaneously reducing the loss due to single-photon absorption. Aside from its fundamental interest, this effect is expected to be of practical use in the design of Zeno logic gates based on two-photon absorption [3].

Conventional EIT [1,2] is illustrated in the energy level diagram of Fig. 1. A probe beam tuned on resonance with the atomic transition from state $|0\rangle$ to state $|1\rangle$ will be strongly absorbed due to the scattering of photons into wave vector k' . The application of a strong laser beam coupled to states $|1\rangle$ and $|2\rangle$ will split the initial state $|1\rangle$ into two dressed states $|1'\rangle$ and $|1''\rangle$ with different energies. In that case, the final state $|k'\rangle$ can be reached via two intermediate states, $|1'\rangle$ and $|1''\rangle$, whose detunings are equal and opposite. As a result, their contributions to the scattering process cancel out to second-order in perturbation theory and the medium becomes transparent to a probe beam tuned halfway between the two dressed states.

The system of interest here is illustrated in Fig. 2. An optical wave guide containing a small number of incident photons is coupled to a ring resonator, which in turn is coupled to N_A three-level atoms via its evanescent field. It will be assumed that there is no direct coupling of the photons in the wave guide to the atoms, so that no loss can occur unless a photon has been coupled into the resonator. The atoms are located near the coupling to the waveguide in order to ensure

that the matrix elements are the same for adjacent resonator modes. Our goal is to achieve strong absorption when two photons are present in the wave guide with little or no absorption when only a single photon is present. In analogy with Fig. 1, it will be found that the single-photon absorption can be eliminated if the frequency of the incident photons is tuned to be halfway between two adjacent cavity modes.

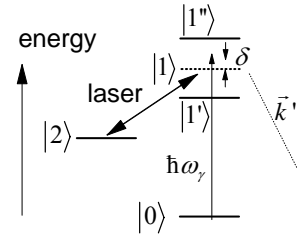


Fig. 1. Conventional EIT using a strong laser beam to split a resonant atomic state into two dressed states of different energies. The medium becomes transparent for a probe beam tuned halfway between the two dressed states, which produces destructive interference between the scattering amplitudes into final state $|k'\rangle$.

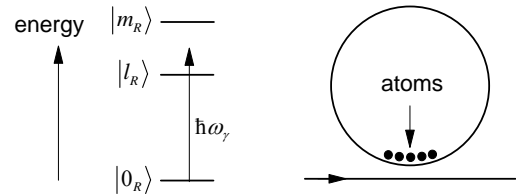


Fig. 2. EIT analogy in which a ring resonator is coupled to N_A three-level atoms. Photons in a waveguide can be tuned halfway between the resonant frequencies of two adjacent resonator modes $|l_R\rangle$ and $|m_R\rangle$, in analogy with the probe beam of Fig. 1. The single-photon loss is greatly reduced due to destructive interference between the transition amplitudes to excite an atom, while strong two-photon absorption can still occur.

Ring resonators can have large intrinsic quality factors (Q values), in which case there would be very little response to an incident field tuned between two of the resonant modes. But if the coupling between the wave guide and the ring resonator is very strong, the Q can be reduced (spoiled) to the point that the linewidth is comparable to the free spectral range of the cavity.

Johnsson et al. [4] considered the use of EIT in two-photon absorption based on a conventional approach in which a strong laser beam is applied to a double-lambda atomic system. Our approach has the potential advantage of avoiding any background counts due to the laser beam, which may be important when dealing with single-photon signals. In addition, confining the photons to the small mode volume of the ring resonator enhances the magnitude of the two-photon absorption and is well-suited for quantum computing applications [3].

Opatrny and Welsch [5] have previously discussed an enhanced form of EIT using the coupled modes of two different cavities. Their approach still requires a strong pump beam (laser), however. Maleki et al. [6] have also investigated classical interference effects involving two different cavities that are somewhat analogous to EIT.

The energy level diagram for the system of interest here is illustrated in Fig. 3. The ring resonator has resonant modes labeled l_R that correspond to $l_R \lambda = C$, where C is the circumference of the ring and λ is the wavelength. Neglecting dispersion, the energy $E(l_R)$ of a single photon in the state $|l_R\rangle$ is given by $E(l_R) = l_R \hbar \omega_0$, where \hbar is Planck's constant divided by 2π and ω_0 is the angular frequency of the fundamental mode. The energy $\hbar \omega_\gamma$ of the incident photons can be written as $\hbar \omega_\gamma = \bar{E} + \delta$, where δ is an adjustable parameter and $\bar{E} = (l_R \hbar \omega_0 + m_R \hbar \omega_0)/2$ is the average energy of two adjacent modes l_R and $m_R = l_R + 1$, as shown in Fig. 3. The resonator state $|l_R, m_R\rangle$ with one photon in modes l_R and m_R has an energy of $2\bar{E}$, and the state $|2m_R\rangle$ with two photons in mode m_R will also play an important role. For simplicity, the other modes of the ring resonator are not shown in Fig 3.

The ground state and first two excited states of the atoms will be denoted by $|0_A\rangle$, $|1_A\rangle$, and $|2_A\rangle$, respectively. The energy E_1 of $|1_A\rangle$ is assumed to be detuned by Δ_1 from \bar{E} , while the energy E_2 of $|2_A\rangle$ is detuned by Δ_2 from $2\bar{E}$.

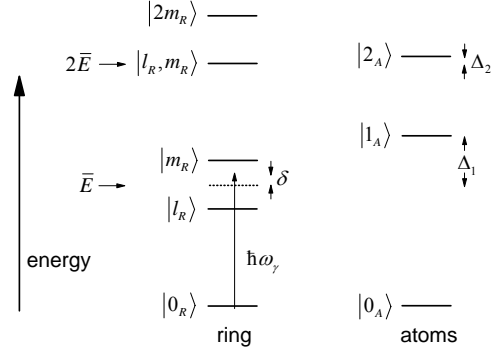


Fig. 3. Energy level diagram for the ring resonator and three-level atoms. Quantum interference between the resonator modes $|l_R\rangle$ and $|m_R\rangle$ eliminates single-photon absorption by the atoms in analogy with conventional EIT, while strong two-photon absorption can still occur via intermediate states such as $|2m_R\rangle$.

All of the atoms are confined to a sufficiently small region that $\exp\{i[k(l_R) - k(m_R)]x\} \doteq 1$, where x is the distance around the ring. In that case the exponential phase factors can be neglected and the Hamiltonian for a single atom is given by

$$\hat{H} = \hat{a}_w^\dagger \hat{a}_w \hbar \omega_\gamma + \sum_l \hat{a}_l^\dagger \hat{a}_l \hbar \omega_l + E_1 \hat{\sigma}_{01}^\dagger \hat{\sigma}_{01} + E_2 \hat{\sigma}_{12}^\dagger \hat{\sigma}_{12} + M_w \sum_l \hat{a}_l^\dagger \hat{a}_w + M_1 \sum_l \hat{\sigma}_{01}^\dagger \hat{a}_l + M_2 \sum_l \hat{\sigma}_{12}^\dagger \hat{a}_l + h.c. \quad (1)$$

Here \hat{a}_w^\dagger and \hat{a}_l^\dagger create photons in the wave guide and ring resonator, respectively, $\hat{\sigma}_{01}$ produces a transition from $|1_A\rangle$ to $|0_A\rangle$, $\hat{\sigma}_{12}$ produces a transition from $|2_A\rangle$ to $|1_A\rangle$, and M_w , M_1 , and M_2 are the corresponding matrix elements.

The rate of single-photon scattering due to the presence of the atoms is given as usual [7] by

$$R_1 = 2N_A \frac{M_{eff}^2}{(\hbar \omega_\gamma - E_1)^2 + (\hbar \gamma_1)^2} \gamma_1. \quad (2)$$

Here γ_1 is the half-width of state $|1_A\rangle$ due to spontaneous emission and collision broadening and M_{eff} is the effective matrix element from second-order perturbation theory [8]. There are two probability amplitudes leading to the excitation of state $|1_A\rangle$ corresponding to the virtual excitation of resonator states $|l_R\rangle$ or $|m_R\rangle$. The effective matrix element for this process is thus the sum of two terms

$$M_{\text{eff}} = \left(\frac{M_1 M_w}{\delta - \hbar\omega_0/2} + \frac{M_1 M_w}{\delta + \hbar\omega_0/2} \right) \quad (3)$$

where $\delta \pm \hbar\omega_0/2$ is the detuning in the two intermediate states. Combining Eqs. (2) and (3) gives

$$R_1 = 2N_A \left(\frac{\gamma_1}{\Delta_1^2 + (\hbar\gamma_1)^2} \right) \left(\frac{M_1 M_w}{\delta - \hbar\omega_0/2} + \frac{M_1 M_w}{\delta + \hbar\omega_0/2} \right)^2 \quad (4)$$

where we have assumed that $\delta \ll \Delta_1$.

The rate of single-photon scattering as a function of the tuning parameter δ is indicated by the solid line in Fig. 4. It can be seen that the scattering rate goes to zero for $\delta = 0$ due to the cancellation between the two intermediate states. Since the cancellation occurs between two existing states, this effect is more analogous to a Fano resonance [9] than EIT. The scattering rate is further reduced by the large value of Δ_1 regardless of the cancellation of amplitudes. The scattering amplitudes from the modes not shown in Fig. 3 are smaller in magnitude and they also cancel out in pairs.

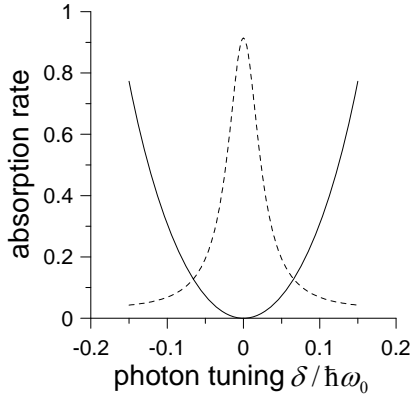


Fig. 4. Single-photon absorption rate (solid line) and two-photon absorption rate (dashed line) in arbitrary units as a function of the photon tuning parameter $\delta/\hbar\omega_0$.

Our goal is to achieve a large rate of two-photon absorption, and the energy levels are such that two photons in the wave guide could be resonantly absorbed into the state the state $|l_R, m_R\rangle$ of the resonator for $\delta = 0$. But to lowest order in perturbation theory, that process is also suppressed by the cancellation of probability amplitudes, since the intermediate states for two-photon absorption of that kind are the same as in Eq. (3).

This problem can be avoided if we include the possibility of two-photon absorption via the resonator state $|2m_R\rangle$, for example. There is only one probability

amplitude for this transition since both photons are absorbed into mode m of the ring resonator, and no cancellation of probability amplitudes occurs. Two-photon absorption can occur in fourth order perturbation theory via the transition

$$|2_w\rangle \rightarrow |1_w, m_R\rangle \rightarrow |2m_R\rangle \rightarrow |m_R, 1_A\rangle \rightarrow |2_A\rangle. \quad (5)$$

Here $|2_w\rangle$ is the initial state with two photons in the wave guide, $|1_w, m_R\rangle$ corresponds to one photon in the wave guide and one in resonator mode m , etc. The probability amplitude A_2 for this transition is given by

$$A_2 = \frac{M_2}{(2\delta - \Delta_2)} \frac{\sqrt{2}M_1}{\Delta_1} \frac{\sqrt{2}M_w}{(2\delta - \hbar\omega_0)} \frac{M_w}{(\delta - \hbar\omega_0/2)} \quad (6)$$

where we have assumed $\delta \ll \Delta_1$. There is a similar fourth-order probability amplitude A_2' to excite the upper atomic state via resonator states $|l\rangle$ and $|2l\rangle$:

$$A_2' = \frac{M_2}{(2\delta - \Delta_2)} \frac{\sqrt{2}M_1}{\Delta_1} \frac{\sqrt{2}M_w}{(2\delta + \hbar\omega_0)} \frac{M_w}{(\delta + \hbar\omega_0/2)}. \quad (7)$$

It is important to note that the detunings in the first two virtual states are both positive or both negative for either process (for $|\delta| < \hbar\omega_0/2$), so that these two amplitudes have the same sign and constructively interfere. Adding these two amplitudes gives a two-photon absorption rate of

$$R_2 = 8N_A \frac{M_1^2 M_2^2 M_w^4 \gamma_2}{\Delta_1^2 [(2\delta)^2 + (\hbar\gamma_2)^2]} \times \left(\frac{1}{(2\delta - \hbar\omega_0)(\delta - \hbar\omega_0/2)} + \frac{1}{(2\delta + \hbar\omega_0)(\delta + \hbar\omega_0/2)} \right)^2. \quad (8)$$

Here γ_2 is the width of the upper atomic level due to collisions and we have taken $\Delta_2 = 0$.

There are additional probability amplitudes corresponding to other pairs of intermediate states, but their magnitude is reduced by their large detunings and by cancellation effects. Numerical calculations show that a sum over all possible intermediate states gives a two-photon absorption rate that is 52% larger than that from Eq. (8). The dashed line in Fig. 4 shows the two-photon absorption rate as a function of the photon tuning parameter δ for the case of $\hbar\gamma_2 = 0.05 \times \hbar\omega_0$. It can be seen that the two-photon absorption rate is a maximum at $\delta = 0$ where the single-photon absorption rate is zero due to the EIT effect.

In order to investigate the experimental feasibility of this approach, we considered a simple example of a ring resonator formed from a fused silica fiber with diameter d in the shape of a ring (toroid) of diameter $D \gg d$. This provides a simple approximation to the whispering gallery modes of toroidal resonators [10]. In the limit $D \gg d$, the electric field is approximately that of a straight fiber for which there is an exact solution to Maxwell's equations [11]. For this example, we assumed that $d = 0.35 \mu\text{m}$ and $D = 50 \mu\text{m}$, which corresponds to a mode spacing of $\omega_0 / 2\pi = 1.8 \times 10^{12}$ Hz and an effective mode volume $V_m = 7.6 \times 10^{-17} \text{ m}^3$.

It was also assumed that the resonator is surrounded by rubidium vapor at density ρ with $N_A = \rho V_m$. The levels $|1_A\rangle$ and $|2_A\rangle$ were taken to be the usual rubidium $S \rightarrow P \rightarrow D$ transition [12] used in precise wavelength measurements with $\gamma_2 = 2\pi \times 0.5 \times 10^9$. For this series of transitions, the two-photon absorption resonance is at 778 nm and the detuning Δ_1 corresponds to a wavelength difference of 2.1 nm. The matrix elements are $M_1 = \vec{d}_1 \cdot \vec{E}_1$ and $M_2 = \vec{d}_2 \cdot \vec{E}_2$, where d_1 and d_2 are the corresponding dipole moments.

The perturbation theory results of Eq. (8) are not valid for the first atomic transition at sufficiently high densities, since the state $|2m\rangle$ will be significantly depleted. This can be seen from Fig. 5, which shows a calculation of the resonant two-photon absorption rate based on a diagonalization of the Hamiltonian with respect to the M_1 terms. At densities of $\sim 10^8 \text{ cm}^{-3}$, the straight line nature of the plot coincides with Eq. (8), while R_2 saturates at a value of $\sim 1.8 \times 10^9 \text{ sec}^{-1}$ for larger densities. Roughly speaking, the saturation is due to the fact that a single photon can be absorbed in a virtual process by at most one atom at a time regardless of how many atoms are present.

The data of Fig. 5 assume strong coupling between the waveguide and the resonant cavity ($M_w = \hbar\omega_0/3$), in which case the two-photon absorption rate R_2 for photons in the waveguide can be $\sim 10^9 \text{ sec}^{-1}$. In comparison, the intrinsic losses in a high-Q ring resonator can be below 10^5 sec^{-1} and the single-photon scattering due to the atoms can be effectively eliminated using the EIT mechanism discussed above. This suggests that two-photon absorption rates that are orders of magnitude larger than the single-photon loss should be experimentally achievable using these techniques.

In summary, single-photon absorption can be reduced in analogy with EIT by tuning halfway between two cavity modes while maintaining a high rate of two-photon absorption. In contrast to conventional EIT

techniques, no high-power laser or pump beam is required. The combination of a small mode volume and the EIT effects described here can result in two-photon absorption rates that are much larger than the single-photon loss. These techniques are expected to be of practical use in the implementation of Zeno logic gates [3] and single-photon sources based on two-photon absorption. Although we have not discussed it here, similar techniques could also be used to produce nonlinear phase shifts with low single-photon loss.

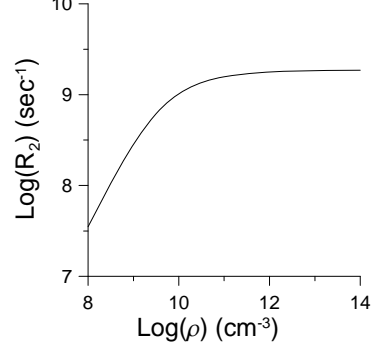


Fig. 5. Plot of the two-photon absorption rate R_2 as a function of the density ρ of rubidium vapor. The saturation at high densities is due to the fact that a single photon can be absorbed in a virtual process by at most one atom at a time.

We would like to acknowledge discussions with Almut Beige, Bryan Jacobs, and Todd Pittman. This work was supported by DTO, ARO, and IR&D funding.

1. S.E. Harris, *Physics Today*, July 1997, p. 36.
2. M.M. Kash, V.A. Sautenkov, A.S. Zibrov, L. Hollberg, G.R. Welch, M.D. Lukin, Y. Rostovtsev, E.S. Fry, and M.O. Scully, *Phys. Rev. Lett.* **82**, 5229 (1999).
3. J.D. Franson, B.C. Jacobs, and T.B. Pittman, *Phys. Rev. A* **70**, 062302 (2004).
4. M. Johnsson, E. Korsunsky, and M. Fleischhauer, *Opt. Comm.* **212**, 335 (2002).
5. T. Opatrny and D.-G. Welsch, *Phys. Rev. A* **64**, 023805 (2001).
6. L. Maleki, A.B. Matsko, A.A. Savchenkov, and V.S. Ilchenko, *Opt. Lett.* **29**, 626 (2004).
7. R. Loudon, *The Quantum Theory of Light* (Oxford University Press, 1973).
8. G. Baym, *Lectures on Quantum Mechanics* (W.A. Benjamin, Reading, MA, 1969).
9. U. Fano, *Phys. Rev.* **124**, 1866 (1961).
10. S.M. Spillane, T.J. Kippenberg, K.J. Vahala, K.W. Goh, E. Wilcut, and H.J. Kimble, *Phys. Rev. A* **71**, 013817 (2005).
11. L. Tong, J. Lou, and E. Mazur, *Opt. Express* **12**, 1025 (2004).
12. S. Balushev et al., *Appl. Opt.* **39**, 4970 (2000).