

7 dB quadrature squeezing at 860 nm with periodically-poled KTiOPO₄

Shigenari Suzuki,^{1,2,3} Hidehiro Yonezawa,^{1,4} Fumihiko Kannari,³ Masahide Sasaki,^{2,4} and Akira Furusawa^{1,4}

¹*Department of Applied Physics, The University of Tokyo,
7-3-1 Hongo, Bunkyo-ku, Tokyo 113-8656, Japan*

²*Quantum Information Technology Group, National Institute of Information and Communications Technology (NICT),
4-2-1 Nukui-kitamachi, Koganei, Tokyo 184-8795, Japan*

³*Department of Electronics and Electrical Engineering, Keio University,
3-14-1, Hiyoshi, Kohoku-ku, Yokohama, 223-8522, Japan*

⁴*CREST, Japan Science and Technology Agency, 1-9-9 Yaesu, Chuo-ku, Tokyo 103-0028, Japan*

We observed -7.2 ± 0.2 dB quadrature squeezing at 860 nm by using a sub-threshold continuous-wave pumped optical parametric oscillator with a periodically-poled KTiOPO₄ crystal as a nonlinear optical medium. The squeezing level was measured with the phase of homodyne detection locked at the quadrature. The blue light induced infrared absorption (BLIIRA) was not observed in the experiment. Also, we showed that the squeezing beyond -10 dB could be achieved with feasible experimental parameters.

PACS numbers: 03.67.Hk, 42.50.Dv

Squeezed states of optical fields are important resources for photonic quantum information processing particularly with continuous variables, e.g., the quantum teleportation [1, 2]. The performance of such protocols is limited directly by squeezing level and quality of the resource states [1, 3]. For example, in the quantum teleportation protocol, -4.8 dB squeezing may enable teleportation of a squeezed state [4]. Also, -6 dB squeezing may enable four cascaded quantum teleportation and a high fidelity of 0.8 in teleportation of coherent states, where the fidelity in n cascaded quantum teleportation of coherent states is expressed using the squeezing parameter r as [2, 5, 6]

$$F(n, r) = \frac{1}{1 + ne^{-2r}}, \quad (1)$$

assuming efficiencies of homodyne detectors are treated as unity.

In particular, the four cascaded teleportation is important from the viewpoint of attaining the cubic phase gate proposed by Gottesman *et al.* [7], which enables universal quantum information processing. The cubic phase gate could be implemented with Einstein-Podolsky-Rosen (EPR) beams created from two squeezed vacua, displacement, photon number measurement, universal squeezing operation, quantum nondemolition interaction, and another Gaussian operation [7, 8].

The first operation of the cubic phase gate is the displacement onto one of the EPR beams which is the essential element of quantum teleportation [2]. The second one is the universal squeezing operation depending on the result of the photon number measurement. The universal squeezing operation is also a kind of quantum teleportation which can be implemented with a squeezed vacuum, measurement, and feedforward [9]. The third one is quantum nondemolition interaction which can be composed of two universal squeezers and two beam-splitters [9]. This quantum nondemolition interaction is also a kind of quantum teleportation. The fourth one is the Gaus-

sian operation which could be also composed of quantum teleportation.

Thus the cubic phase gate could be composed of a kind of four cascaded quantum teleportation and the photon number measurement [10]. For the realization, it is essential to obtain the squeezing level beyond -6 dB according to Eq. (1). Toward the application, two cascaded quantum teleportation have already been performed [11].

These applications need highly squeezed states with the phase locked. However, such states have not been observed since Polzik *et al.* had reported -6.0 ± 0.3 dB squeezing [12]. They employed a continuous-wave (CW) Ti:Sapphire laser at 852 nm and a sub-threshold degenerate optical parametric oscillator (OPO) with a KNbO₃ crystal as a nonlinear optical medium. Since then this scheme has been a sort of standard in squeezing experiments at this wavelength range.

For KNbO₃, however, the pump (blue) light induced infrared absorption (BLIIRA) has been known as the limiting factor for attaining higher squeezing. A break-through was brought by Aoki *et al.* [13], using periodically-poled KTiOPO₄ (PPKTP). Although existences of the pump light induced absorption in KTiOPO₄ (KTP) and PPKTP crystals had already reported in pulsed light experiments [14], BLIIRA was not observed at 946 nm in their CW experiment [13].

In this letter, we report the higher level of squeezing generated with PPKTP at 860 nm in CW experiment with the phase locked. The wavelength range corresponds to the Cs D₂ line, and hence fascinating for applications for controlling Cs atoms with non-classical light. Furthermore, we discuss the feasibility of further higher squeezing level.

A schematic of our experimental apparatus is shown in Fig. 1. A continuous-wave Ti:Sapphire laser (Coherent MBR110) at 860 nm is employed to accomplish this experiment. The beam from the Ti:Sapphire laser is phase-modulated at 15.3 MHz by an electro-optic modulator after passing an optical isolator. The modulation

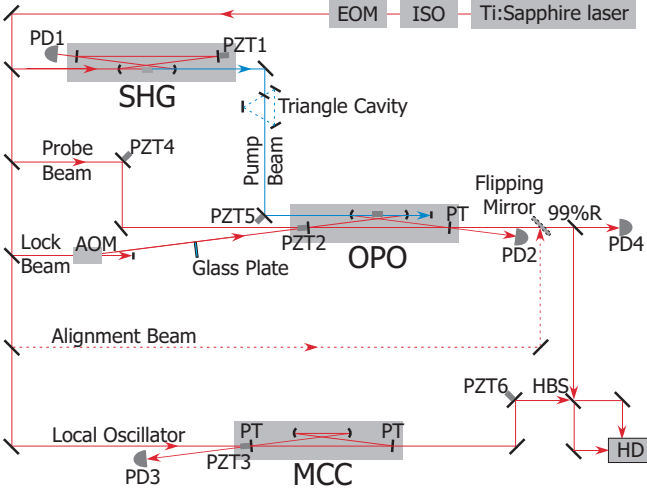


FIG. 1: Experimental setup. ISO: optical isolator, EOM: electro-optic modulator, AOM: acousto-optic modulator, SHG: second harmonic generator (frequency doubler), OPO: sub-threshold degenerate optical parametric oscillator, MCC: mode cleaning cavity, HBS: 50:50 beam-splitter, PTs: partial transmittance mirrors, HD: balanced homodyne detector, PDs: photo-detectors, PZTs: piezo-electric transducers.

is utilized to lock a cavity for frequency doubling and a mode cleaning cavity with conventional FM sideband locking technique [15].

A part of the beam of around 900 mW is introduced into the frequency doubler to generate second harmonic at 430 nm as a pump beam for an OPO. The frequency doubler has a KNbO_3 crystal as a nonlinear optical medium in the external cavity with a bow-tie type ring configuration. An output power from the doubler at 430 nm is more than 400 mW.

The OPO also has a bow-tie type ring configuration with two spherical mirrors (radius of curvature: 50 mm), a flat mirror, and a partial transmittance mirror as the output coupler. Four mirror mounts of these mirrors are concatenated with aluminium plates to mechanically stabilize the cavity. The round trip cavity length of 500 mm, the distance between two spherical mirrors of 58 mm, and a 10 mm-long PPKTP crystal (Raicol Crystals) placed between the spherical mirrors result in waist radii of 20 μm inside the crystal and 200 μm outside the crystal. The OPO easily oscillates with the pump power of 200 mW, while the oscillation threshold $P_{th} = 181$ mW is theoretically obtained from nonlinear efficiency of the crystal $E_{NL} = 0.023 \text{ W}^{-1}$, the intracavity loss $L = 0.006$, and transmittance of the input coupler $T = 0.123$ with a formula

$$P_{th} = \frac{(T + L)^2}{4E_{NL}}. \quad (2)$$

The resonant frequency of the OPO cavity is locked using a “lock beam” and a photodetector (PD2) in Fig. 1 via the conventional FM-sideband locking technique

[15]. In order to avoid interference of the lock beam and a “probe beam” in Fig. 1, the beams are in opposite circulation of the cavity. Despite the effort, a fraction of the lock beam circulates backward because of reflection from surfaces of the crystal. This problem is solved by changing the transverse mode and the frequency of the lock beam [12]. The transverse mode is changed from TEM_{00} to TEM_{10} by inserting a glass plate into a spatial half part of the beam. The frequency is shifted by about -120 MHz with an acousto-optic modulator. Thus the probe beam in TEM_{00} mode and the lock beam in TEM_{10} mode resonate simultaneously with the OPO cavity.

The probe beam is injected to the cavity for monitoring the parametric gain of the OPO. It is modulated in phase at 64 kHz by a piezo-electric transducer (PZT4), amplified or deamplified along with the parametric gain, and detected with the fraction of 1 % by a photo-detector (PD4). The parametric gain is locked by another piezo-electric transducer (PZT5) which is controlled by a feedback controller monitoring a sideband at 64 kHz of an output of the PD4.

The generated squeezed light is combined with a local oscillator (LO) at a 50:50 beam-splitter (HBS) and detected by a balanced homodyne detector (HD) with Si photodiodes (Hamamatsu S-3590 with special anti-reflection coating). Circuit noise level of the homodyne detector at 1 MHz is -18.5 dB below the shot noise level. An output of the HD is measured for the sideband component at 1 MHz by a spectrum analyzer (Agilent E4402B). The spectrum analyzer is set to the zero-span mode at 1 MHz with 30 kHz resolution bandwidth and 300 Hz video bandwidth.

The HD is also utilized for locking a relative phase between the LO and the squeezed light. A feedback controller monitors the sideband component at 64 kHz of the HD output and locks the LO phase via controlling a piezo-electric transducer (PZT6). A fluctuation of the relative phase between the LO and the probe beam is estimated as $\hat{\theta} = 3.9^\circ$, which is obtained by measuring an rms noise of an error signal from the control circuits.

In order to improve the homodyne efficiency, the LO beam is spatially filtered by the mode cleaning cavity which yields the same spatial mode as the OPO output. The overall detection efficiency $\eta = \eta_P \eta_H$ after the OPO is obtained from the propagation efficiency of the optical path $\eta_P = 0.99$ and the homodyne efficiency $\eta_H = 0.98$. The homodyne efficiency is dominated by the visibility between the LO and the OPO output mode because the quantum efficiency of the Si photodiodes could be treated as unity at the wavelength.

In addition, the alignment beam shown in Fig. 1 is an auxiliary beam which is reserved for use in alignment of constructing the cavity, measuring the intracavity loss, and matching the spatial mode of the pump beam with the OPO cavity. For the last application listed above, the alignment beam is converted to the second harmonic with the OPO as a reference beam for the alignment [12]. The reference beam propagates in the opposite direction

to the pump beam and represents the OPO cavity mode. By matching the spatial mode of the reference beam with that of the pump beam, the pump beam is automatically matched with the OPO cavity mode. In order to attain it, a triangular cavity in the path of the pump beam is utilized as a reference as shown in Fig. 1 [12].

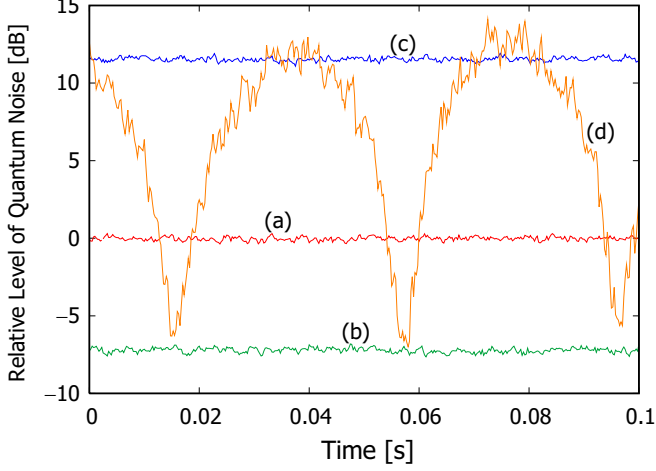


FIG. 2: Power levels of quantum noise. (a) shot noise level. (b) LO phase is locked at the squeezed quadrature. (c) LO phase is locked at the anti-squeezed quadrature. (d) LO phase is scanned. These are normalized to make the shot noise level 0 dB. All traces except for (d) are averaged for 20 times.

Observed quantum noise levels of the OPO output are shown in Fig. 2. They were observed when the pump power was 100 mW. We succeeded in locking the LO phase at the squeezed and anti-squeezed quadratures and in obtaining -7.2 ± 0.2 dB squeezing and $+11.6 \pm 0.2$ dB anti-squeezing. The squeezing level of the generated state is estimated to be -7.5 dB by taking into account the effect of the circuit noise. The observed squeezing level is much higher than previously reported ones with KNbO₃ crystals [12]. According to Eq. (1), the squeezing level could enable quantum teleportation of coherent states with the fidelity over 0.8.

Note that the intracavity loss $L = 0.006$ of the OPO stayed constant independently of the pump beam power, i.e., BLIIRA was not observed. Considering the existence of the pump light induced infrared absorption in experiments with pulsed lasers [14], we infer that the absence of BLIIRA in our experiment is due to the CW regime.

The pump power dependences of the observed squeezing/anti-squeezing levels and theoretically calculated ones are shown in Fig. 3. It should be noted that the observed noise level of the squeezed quadrature slightly degrade when the pump power raises from 100 mW to 110 mW. This fact could be due to that the LO phase fluctuation $\tilde{\theta}$ had a large effect on the observed squeezing level through mixing of the highly anti-squeezed quadrature.

Taking account of the LO phase fluctuation $\tilde{\theta}$, the theoretical squeezing level R'_- and anti-squeezing level R'_+

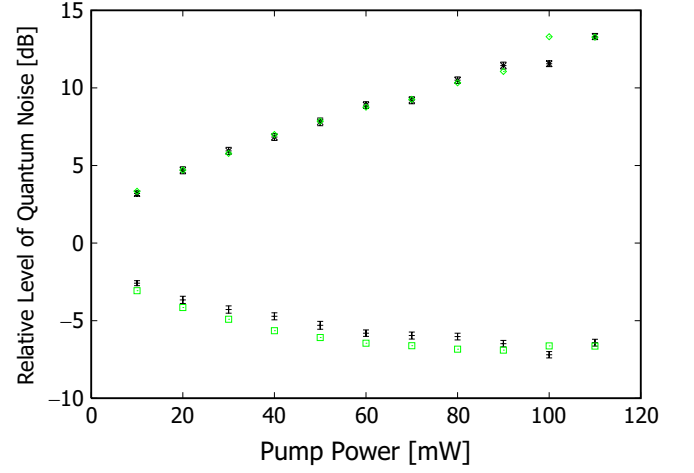


FIG. 3: Squeezing and anti-squeezing levels at several powers of the pump beam. Plots with + and × indicate measured values while □ and ◇ indicate theoretical ones which are calculated from parametric gains.

are calculated as follows [16].

$$R'_\pm \approx R_\pm \cos^2 \tilde{\theta} + R_\mp \sin^2 \tilde{\theta}, \quad (3)$$

where R_\pm is modeled as [12, 17]

$$R_\pm = 1 \pm \eta \rho \frac{4x}{(1 \mp x)^2 + 4\Omega^2}. \quad (4)$$

Here, η is the overall detection efficiency as previously mentioned, ρ is escape efficiency of the OPO cavity written as

$$\rho = \frac{T}{T + L}. \quad (5)$$

T and L are, also mentioned above, transmittance of the output coupler and the intracavity loss, respectively. x is the pump parameter defined by the pump power P_{pump} and the oscillation threshold P_{th} , and expressed using a classical parametric gain G as

$$\begin{aligned} x &\equiv \sqrt{\frac{P_{pump}}{P_{th}}} \\ &= 1 - \frac{1}{\sqrt{G}}. \end{aligned} \quad (6)$$

A detuning parameter Ω is expressed as

$$\Omega = \frac{\omega}{\gamma} \quad (7)$$

using an angular frequency of the observed sideband ω and a decay rate of the OPO cavity $\gamma = c(T + L)/l$ where c is the speed of light and l is the cavity round trip length, respectively. Thus we can calculate the theoretical squeezing level by measuring the classical parametric

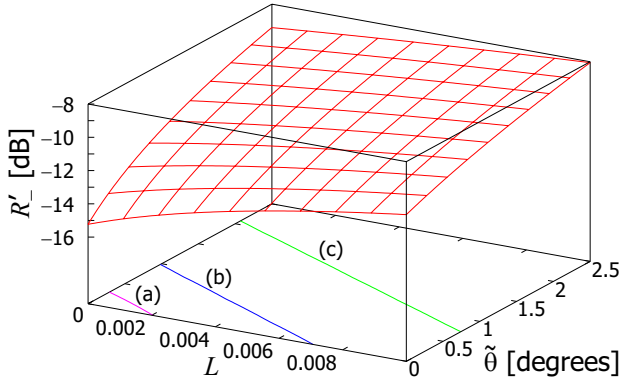


FIG. 4: Relationship among the squeezing level R'_- , the intracavity loss L , and the LO phase fluctuation $\tilde{\theta}$. The values of the experimental parameters are unchanged from the experimental setup except for the transmissivity of the output coupler T and the pump parameter x . Curves on the L - $\tilde{\theta}$ plane denote contours of the surface: (a) -14 dB, (b) -12 dB, (c) -10 dB.

gain G and using the parameters of the experiment indicated in the preceding paragraphs.

Taking account of the LO phase fluctuation $\tilde{\theta} = 3.9^\circ$, the theoretical results almost agree with the experimental results as shown in Fig. 3. In other words, the degradation of squeezing could be due to the stability of the setup. Assuming $\tilde{\theta} = 0$, the generated squeezing level would be -9.3 dB with 100 mW pumping.

Finally, we discuss a future prospect. The relationship among the squeezing level R'_- , the intracavity loss L , and the LO phase fluctuation $\tilde{\theta}$ is theoretically calculated using Eqs. (3)-(7) and shown in Fig. 4. Here, we modified the value of T to 0.2 from 0.123 in order to enlarge the escape efficiency ρ . Although larger T requires

larger pump power P_{pump} for sustaining the parametric gain, our frequency doubler is capable of generating the pump beam with sufficiently large power [18]. Therefore, x can be optimized so that the squeezing level becomes the optimum value at each combination of L and $\tilde{\theta}$.

The result depicted in Fig. 4 shows that we could attain further higher squeezing level. For example, one of the feasible conditions to achieve -10 dB squeezing is $L = 0.003$ and $\tilde{\theta} = 1.6^\circ$ with $G = 13.7$. The intracavity loss of 0.003 can be obtained by employing a crystal with better anti-reflection coatings [12], and the parametric gain of 13.7 would easily be generated with the pump power of 238 mW. Furthermore, the LO phase fluctuation could be suppressed within ~ 0.1 degrees order [19].

In conclusion, we achieved -7.2 ± 0.2 dB quadrature squeezing at 860 nm with the phase locked at the maximally squeezed quadrature. Moreover, BLIIRA was not observed in a PPKTP crystal for the case of the CW pumped sub-threshold optical parametric oscillator. The resulting state is expected to be utilized to perform various kinds of quantum information processing and to investigate the photon-atom interactions with Cs atoms. Furthermore, we discussed the condition to obtain more highly squeezed state through calculating the dependence of the squeezing level on the intracavity loss and the LO phase fluctuation. Thus we clarified a feasible condition to achieve -10 dB squeezing.

Acknowledgments

SS is grateful to Nobuyuki Takei for his experimental supports and Shihori Sakata for useful discussions and informations. This work was partly supported by the MPHPT and the MEXT of Japan.

-
- [1] S. Braunstein and H. J. Kimble, Phys. Rev. Lett. **80**, 869 (1998).
 - [2] A. Furusawa *et al.*, Science **282**, 706 (1998).
 - [3] N. Takei *et al.*, Phys. Rev. Lett. **94**, 220502 (2005).
 - [4] N. Takei *et al.*, Phys. Rev. A **72**, 042304 (2005).
 - [5] S. L. Braunstein *et al.*, J. Mod. Opt. **47**, 267 (2000).
 - [6] K. Hammerer *et al.*, Phys. Rev. Lett. **94**, 150503 (2005).
 - [7] D. Gottesman *et al.*, Phys. Rev. A **64**, 012310 (2001).
 - [8] M. Sasaki *et al.*, *Quantum Communication, Measurement and Computing*, pp. 44-47, (eds. S. M. Barnett *et al.*, AIP, New York, 2004); quant-ph/0601058.
 - [9] R. Filip *et al.*, Phys. Rev. A **71**, 042308 (2005).
 - [10] E. Waks *et al.*, Phys. Rev. Lett. **92**, 113602 (2004); D. Rosenberg *et al.*, IEEE Trans. Appl. Supercond., **15**, 575 (2005); M. Fujiwara, and M. Sasaki, quant-ph/0512070 to appear in Opt. Lett. (2006).
 - [11] H. Yonezawa *et al.*, "Cascaded quantum teleportation for continuous variables", IQEC and CLEO-PR 2005, QThD1-4 (2005).
 - [12] E. S. Polzik *et al.*, Appl. Phys. B **55**, 279 (1992).
 - [13] T. Aoki *et al.*, quant-ph/0511239 (2005).
 - [14] S. Wang *et al.*, J. Appl. Phys. **96**, 2023 (2004).
 - [15] R. W. P. Drever *et al.*, Appl. Phys. B **31**, 97 (1983).
 - [16] T. C. Zhang *et al.*, Phys. Rev. A **67**, 033802 (2003).
 - [17] M. J. Collett and C. W. Gardiner, Phys. Rev. A **30**, 1386 (1984).
 - [18] Reasonable pump power $P_{\text{pump}} = 400$ mW would provide the pump parameter $x = 0.931$ calculated using Eq. (6) where $P_{\text{th}} = 461$ mW is calculated from $T = 0.2$, $L = 0.006$, and $E_{\text{NL}} = 0.023$ using Eq. (2). Assuming $\tilde{\theta} = 0$, the squeezing level of -12.0 dB is obtained using Eq. (4) where $\eta = 0.97$ and $l = 0.5$.
 - [19] M. Ando *et al.*, Phys. Rev. Lett. **86**, 3950 (2001).