

Phase-Remapping Attack in Practical Quantum Key Distribution Systems

Chi-Hang Fred Fung,^{1,†} Bing Qi,^{1,‡} Kiyoshi Tamaki,^{2,*} and Hoi-Kwong Lo^{1,×}¹Center for Quantum Information and Quantum Control,
Department of Electrical & Computer Engineering and Department of Physics,
University of Toronto, Toronto, Ontario, Canada²NTT Basic Research Laboratories, NTT corporation,
3-1, Morinosato Wakamiya Atsugi-Shi, Kanagawa, 243-0198;
CREST, JST Agency, 4-1-8 Honcho, Kawaguchi, Saitama, 332-0012, Japan

Quantum key distribution (QKD) can be used to generate secret keys between two distant parties. Even though QKD has been proven unconditionally secure against eavesdroppers with unlimited computation power, practical implementations of QKD may contain loopholes that may lead to the generated secret keys being compromised. In this paper, we propose a phase-remapping attack targeting two practical bidirectional QKD systems (the "plug & play" system and the Sagnac system). We showed that if the users of the systems are unaware of our attack, the final key shared between them can be compromised in some situations. Specifically, we showed that, in the case of the Bennett-Bassard 1984 (BB84) protocol with ideal single-photon sources, when the quantum bit error rate (QBER) is between 14.6% and 20%, our attack renders the final key insecure, whereas the same range of QBER values has been proved secure if the two users are unaware of our attack; also, we demonstrated three situations with realistic devices where positive key rates are obtained without the consideration of Trojan horse attacks but in fact no key can be distilled. We remark that our attack is feasible with only current technology. Therefore, it is very important to be aware of our attack in order to ensure absolute security. In ending our attack, we minimize the QBER over individual measurements described by a general POVM, which has some similarity with the standard quantum state discrimination problem.

PACS numbers: 03.67.Dd

I. INTRODUCTION

One important practical application of quantum information is quantum key distribution (QKD) [1, 2, 3], which generates secret keys between two distant parties, commonly known as Alice and Bob. The advantage of QKD is that it has been proven unconditionally secure even when an eavesdropper, Eve, has unlimited computation power allowed by the law of quantum mechanics [4, 5, 6, 7, 8, 9]. On the other hand, security proofs are only as good as their assumptions that real-life QKD systems may not accomplish due to imperfections. This may open up new attacks for Eve. Moreover, given a combination of imperfections, Eve may try to mix and pick the best (perhaps a combined) eavesdropping strategy to maximize her chance of breaking a QKD system. It is thus important to construct a catalog of known attacks against practical QKD systems. Moreover, it is imperative to study specific defenses against proposed attacks. Notice that implementations of defenses may open up new security loopholes. It is not enough to say that defense strategies exist in principle. One must also battle-test them thoroughly in experiments to see if they are of any good in practice. We remark that the construc-

tion of generally agreed theory of eavesdropping attacks and defenses in realistic "plug-and-play" systems is, in fact, a five-year goal in the US funding agency ARDA's quantum cryptography roadmap [10].

Practical difficulties associated with phase and polarization instabilities over long-distance fiber have led to the development of two bidirectional QKD structures: the "plug & play" auto-compensating QKD structure [11] and the Sagnac QKD structure [12, 13]. In both cases, one of the legitimate users, Bob, sends strong laser pulses to the other user, Alice. Alice encodes her information on the phase of the strong pulse, attenuates it to single photon level, and then sends it back to Bob. Because Alice allows signals to go in and go out of her device, this opens a potential backdoor for Eve to launch various Trojan horse attacks, which are any attacks that involve more than just passive attacks. Trojan horse attacks performed by sending probe signals into Alice's and Bob's equipments have been analyzed in [14]; Trojan horse attacks exploiting the detector efficiency mismatch have been analyzed in [15] and also by us [16]. In this paper, we propose a specific type of Trojan horse attack, which we call the phase-remapping attack aiming at bidirectional QKD system using phase coding. We show that, when Alice and Bob are unaware of our attack, the final key shared between them can be compromised in some situations. Also, our attack is feasible with only current technology. Therefore, it is very important for Alice and Bob to be aware of our attack when using the "plug & play" QKD systems or the Sagnac QKD systems and to correctly identify which situations are secure and which

[†]Electronic address: c fung@com m .utoronto.ca[‡]Electronic address: bqi@physics.utoronto.ca^{*}Electronic address: tamaki@willbri.ntt.co.jp[×]Electronic address: hklo@com m .utoronto.ca

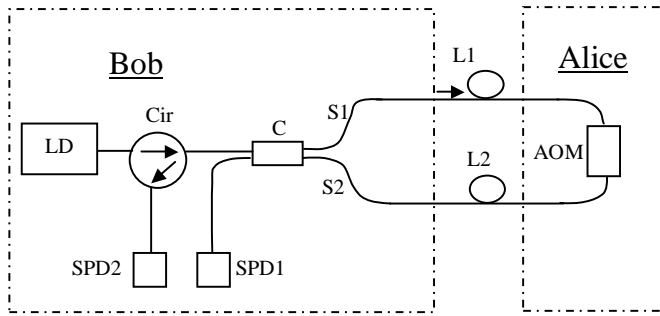


FIG. 1: Schematic diagram of the Sagnac QKD system employing AOM-based phase modulator: LD – pulsed laser diode; Cir – circulator; C – 2x2 coupler; SPD 1, SPD 2 – Single Photon detector

are not.

In the following, we first describe in Sec. II and Sec. III how phase remapping is performed in the two QKD systems implementing the Bennett-Bassard 1984 (BB84) protocol [1], and then we illustrate situations in which the nalkeys can be compromised, both in the perfect-single-photon-source case and in the weak-coherent-state-source case. For the perfect-single-photon-source case (Sec. IV), we aim to find the smallest quantum bit error rate (QBER) under the phase remapping attack and show that it is lower than the known QBER threshold under which secret keys can be distilled when Trojan horse attacks are not taken into account. We formulate our problem as minimizing the QBER over an individual measurement described by a general POVM. For the weak-coherent-state-source case (Sec. V), we demonstrate three specific eavesdropping strategies with the phase remapping attack (two of them are also combined with the fake signals attack [15] which exploits detection efficiency mismatch between two detectors) that lead Alice and Bob to wrongly believe that they can distill secret keys at positive rates but in fact no secret key can be generated. We finally conclude in Sec. VI.

II. PHASE-REMAPPING ATTACK IN SAGNAC QKD SYSTEMS

The basic structure of the Sagnac QKD system [13] is shown in Fig.1. Here, to simplify our discussion, we neglect Bob's phase modulator. Note that we use an acoustic-optic modulator (AOM) as a phase modulator on Alice's side. The input laser pulse is split by the fiber coupler into S_1 and S_2 , which go through the fiber loop clockwise and counterclockwise, respectively. Note that the AOM is placed in the fiber loop asymmetrically, with fiber lengths L_1 and L_2 on the two sides. For the first order diffracted light, the AOM introduces a frequency shift equal to its driving frequency (due to Doppler effect). The phase of the diffracted light is also shifted by an amount which is equal to the phase of the acoustic

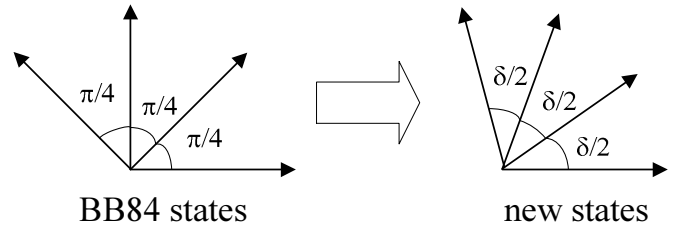


FIG. 2: The phase difference between the four states sent by Alice is changed by Eve to $\delta/2$. In standard BB84, $\delta = \pi/2$. (Note that the states are drawn so that orthogonal states are $\pi/2$ apart in the diagram but are π apart in the actual phases.)

wave at the time of diffraction [17]. S_2 and S_1 arrive at the AOM at different times with the time difference $t_2 - t_1 = n(L_2 - L_1)/C = nL/C$. Here, n is refractive index of optical fiber and C is the speed of light in vacuum. The phase difference between S_1 and S_2 after they go through the fiber loop is

$$\Delta\phi = 2\pi f(t_2 - t_1) = 2\pi f nL/C = 2\pi nLf/C \quad (1)$$

By modulating the AOM's driving frequency f , the relative phase between S_1 and S_2 can be modulated. This is the basic mechanism of our AOM-based phase modulator.

In standard BB84, Alice can encode phase information $f_0; f_0 + \delta; f_0 + 2\delta; f_0 + 3\delta$ by modulating the AOM with frequency $f; f + \delta; f + 2\delta; f + 3\delta$. From Eq. (1), the phase difference depends on both the AOM frequency f and the fiber length difference L . So, in principle, Eve can build a device similar to Bob's one except with different fiber length and launch an "intercept-and-resend" attack.

Suppose Eve uses her device to send laser pulses to Alice. Unaware that the pulses come from Eve, Alice shifts the light frequency by one of the values $f; f + \delta; f + 2\delta; f + 3\delta$. By choosing a suitable fiber length difference $L_2 - L_1$, Eve can remap the encoded phase information from $f_0; f_0 + \delta; f_0 + 2\delta; f_0 + 3\delta$ to $f_0; f_0 + \delta; f_0 + 2\delta; f_0 + 3\delta$, where δ is under Eve's control. This is illustrated in Fig.2.

III. PHASE-REMAPPING ATTACK IN "PLUG & PLAY" SYSTEMS

In a "plug & play" QKD system [11], the information is encoded on the relative phase between a signal pulse and a reference pulse. The phase modulator inside Alice is supposed to be activated in such a way that only the signal pulse is modulated while the reference pulse is not. Unfortunately, in current QKD systems, Alice does not monitor the arrival times of the two pulses. Instead, she just uses one of them as the trigger signal to determine when she should activate her phase modulator. In this case, Eve can time-shift the signal pulse so that it will

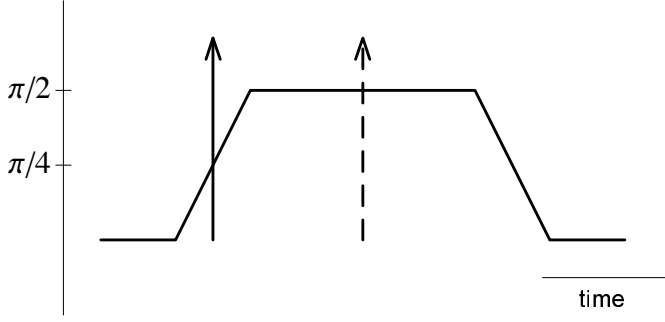


FIG. 3: The dashed line is the original signal pulse intended to be modulated at the middle of the phase modulator's response to have a phase of $\pi/2$. Eve time shifts the pulse to the one in solid line. This pulse now arrives at the middle of the rising edge and acquires a phase of $\pi/4$ instead.

arrive at the phase modulator on its rising or falling edge and thus will be partially modulated (see Fig. 3). (The LiNbO₃ waveguide-based phase modulators used in current QKD systems have rise times ranging from 100ps to 1ns). Therefore, the relative phase between the signal pulse and reference pulse will be smaller than what it is supposed to be. In principle, by carefully controlling the amount of time shift, Eve can remap the encoded phase information from $f_0; \pi/2; \pi/3; \pi/2$ to $f_0; \pi/4; \pi/3; \pi/2$, where $\pi/4; \pi/2$.

IV. UPPER BOUND ON QBER OF PHASE-REMAPPING ATTACK WITH A PERFECT SINGLE-PHOTON SOURCE

We have described the possibility of Eve changing the phase difference between the states sent by Alice in two practical QKD systems. The important question is: is this ability of Eve harmful to Alice and Bob in any way? As we show in this section, Eve can use this ability to compromise the final key shared between Alice and Bob under some situations in the perfect-single-photon-source case. We show this by considering Eve launching a specific intercept-and-resend attack that is optimized for the phase difference that she has chosen for Alice's states. Note that any intercept-and-resend attack completely breaks the security of any QKD protocol, meaning that Alice and Bob cannot establish a secret key of any length [18]. Thus, we want to show that our intercept-and-resend attack leads to situations that Alice and Bob (wrongly) believe that they can generate a secret key. The quantum bit error rate (QBER) is often used as a measure to judge whether a secret key can be generated in a QKD experiment. The QBER can be obtained by Alice and Bob in a QKD experiment by publicly testing the error rates in a random subset of the transmitted bits. They use the QBER to determine the amount of eavesdropping on the channel and whether to proceed with the key generation process. Therefore, we want to show that

our intercept-and-resend attack causes a quantum bit error rate (QBER) that is lower than what is tolerable without any Trojan horse attacks. In this case, there is a range of QBER's that is secure without any Trojan horse attacks but is now insecure with our Trojan horse attack. If Alice and Bob are unaware of our Trojan horse attack and treat these situations as secure, then their final secret key is compromised and Eve has some information on it. In the following, we first consider an intercept-and-resend attack preceded by the phase remapping operation. In this attack, Eve's measurement is optimized and the resent states are the BB84 states. We then consider three extensions to the attack strategy by optimizing over the resent states and/or combining the phase remapping attack with the fake signals attack [15]. In all cases, we show that the final key can be compromised if no Trojan horse attack is considered.

A. A simple intercept-and-resend attack with phase remapping

We consider the BB84 protocol with a perfect single-photon source and detectors. Note that any QBER lower than 20% is tolerable in BB84 without any Trojan horse attacks [19, 20, 21], meaning that a secret key can be distilled. Thus, we aim to construct an intercept-and-resend attack that produces a QBER lower than this. The intercept-and-resend attack we consider here is similar to the one considered earlier by us [22]. Here, we optimize the attack to the phase difference between Alice's states, ϕ , which is set by Eve.

The four states sent by Alice have phases $0; \pi/2; \pi$ and $3\pi/2$, where the phase offset is set to be zero for simplicity and without loss of generality. We assume that Eve uses the same detection scheme as Bob does. Thus, for a state with phase ϕ , Eve detects the bit values $|0\rangle$ and $|1\rangle$ with probabilities $\cos^2(\phi/2)$ and $\sin^2(\phi/2)$, respectively. To facilitate the analysis, we denote Alice's four states as

$$|j_k\rangle = \cos \frac{k}{2} |j_z\rangle + \sin \frac{k}{2} |j_x\rangle \quad (2)$$

where $k = 0; \dots; 3$ are the indices for the four states, and $|j_z\rangle; |j_x\rangle; j = 0; 1$ are the eigenstates of the Z component of the Pauli matrix representing the bit values $|j\rangle$. Similarly, $|j_k\rangle = (|j_z\rangle + (-1)^j |j_x\rangle) / \sqrt{2}; j = 0; 1$ are the eigenstates of the X component of the Pauli matrix. Here, $|j_{-0}\rangle$ and $|j_{-1}\rangle$ are $|0\rangle$ and $|1\rangle$ in one basis, whereas $|j_{-1}\rangle$ and $|j_{-3}\rangle$ are $|0\rangle$ and $|1\rangle$ in the other basis. Note that the normal BB84 states have the phase difference $\phi = \pi/2$; we denote the BB84 states as $|j_k\rangle$.

We consider the following intercept-and-resend attack by Eve: Eve captures the state sent by Alice, $|j_k\rangle$, and perform a POVM measurement on it. The POVM consists of P elements, $\{M_{vac}; M_i; i = 0; \dots; 3\}$, with $M_{vac} + \sum_{i=0}^3 M_i = I$. For the outcome corresponding to M_{vac} , Eve sends a vacuum state to Bob, whereas, for outcome i , she sends the BB84 state $|j_i\rangle$ to Bob.

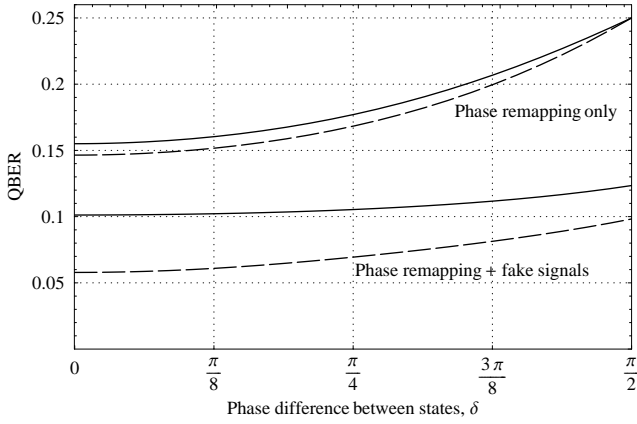


FIG. 4: QBER upperbound of Trojan horse attacks for BB84. The top two curves correspond to the phase remapping attack only whereas the bottom two curves correspond to the combination of the phase remapping attack and the fake signals attack of Ref. [15] (with efficiency mismatch of 0.08). The QBER of the two solid curves are obtained by minimizing over the POVM measurement by Eve for each phase difference and assuming a fixed state sent to Bob. The QBER of the two dashed curves are obtained by minimizing over the POVM measurement by Eve and the state sent to Bob for each phase difference. Note that the QBER values approach some minimum values (15.5%, 14.6%, 10.1%, and 5.79%) as the phase difference between the states approaches zero.

For a fixed phase difference δ , we want to favor Eve by minimizing the QBER caused by this attack over the POVM elements. This QBER minimization problem is similar to the quantum state discrimination problem [23], where a given state is to be identified among a set of known states. In our case, since the four states are not linearly independent, unambiguous discrimination (meaning error free) is not possible [24]. In the standard ambiguous state discrimination problem, the total probability of incorrectly identifying the state $\frac{1}{4} \sum_{i=0}^3 \text{Tr}(\mathbf{M}_i \mathbf{J}_i \mathbf{h}^{\sim} \mathbf{J}_i) = 4$ is minimized subject to $\sum_{i=0}^3 \mathbf{M}_i = \mathbf{I}$, where the division by four is due to Alice sending one of the four states with equal probabilities. On the other hand, in our problem, the quantity to minimize is the QBER, which is the error rate on Bob's measured signals, not Eve's error probability. We end the QBER as follows. Consider \mathbf{M}_0 first. When \mathbf{M}_0 occurs, Eve sends \mathbf{J}_0 to Bob. If Alice actually sent \mathbf{J}_0 , then there is no error. However, if Alice actually sent \mathbf{J}_2 and Bob uses the measurement basis \mathbf{J}_0 (only the cases that Alice and Bob use the same basis are considered), then Bob always gets an error and thus the QBER is 1; on the other hand, if Alice actually sent \mathbf{J}_1 or \mathbf{J}_3 and Bob uses the measurement basis \mathbf{J}_0 , then the QBER is only 1/2. Therefore, the (unnormalized) QBER for the \mathbf{M}_0 case is $\frac{1}{2} \text{Tr}(\mathbf{M}_0 \mathbf{J}_1 \mathbf{h}^{\sim} \mathbf{J}_1) + \text{Tr}(\mathbf{M}_0 \mathbf{J}_2 \mathbf{h}^{\sim} \mathbf{J}_2) + \frac{1}{2} \text{Tr}(\mathbf{M}_0 \mathbf{J}_3 \mathbf{h}^{\sim} \mathbf{J}_3) = 4$. Comparing this with the total error probability of the state discrimination problem, we see that here different penalties are

incurred for different incorrectly identified states. To form the final QBER, we need to add the (unnormalized) QBER for the other \mathbf{M}_i 's and normalize the sum with the probability of Eve causing clicks on Bob's detectors, giving us

$$\text{QBER} = \frac{\sum_{i=0}^3 \text{Tr}(\mathbf{M}_i \mathbf{L}_i)}{\sum_{i=0}^3 \text{Tr}(\mathbf{M}_i \mathbf{B}_i)}; \quad (3)$$

where

$$\mathbf{L}_i = \frac{1}{2} \mathbf{J}_{1+i} \mathbf{h}^{\sim} \mathbf{J}_i + \mathbf{J}_{2+i} \mathbf{h}^{\sim} \mathbf{J}_i + \frac{1}{2} \mathbf{J}_{3+i} \mathbf{h}^{\sim} \mathbf{J}_i; \quad (4)$$

$$\mathbf{B}_i = \sum_{k=0}^3 \mathbf{J}_k \mathbf{h}^{\sim} \mathbf{J}_k; \quad (5)$$

We minimize the QBER over positive \mathbf{M}_i 's (see Appendix for detail). Note that it is not necessary to impose the constraint $\sum_{i=0}^3 \mathbf{M}_i = \mathbf{I}$, since any solution to this unconstrained problem can always be scaled down sufficiently to satisfy this constraint. Also note that normalization of the QBER is necessary since we allow Eve to get an inconclusive result and send a vacuum state to Bob (i.e., we allow \mathbf{M}_{vac} to be non-zero). This is in contrast to the standard ambiguous state discrimination problem where all results have to be conclusive.

In general, Eve's action is a solution to some optimization problem, minimizing some general penalty function. The QBER and the total error probability in the standard state discrimination problem are two special cases of such general penalty functions. In our Trojan horse attack problem, we use the QBER as the objective function since Alice and Bob can determine this value experimentally and use this value to estimate the amount of eavesdropping on the quantum channel.

Figure 4 plots the smallest QBER induced by this attack against the phase difference δ (top curve). This curve is achieved by Eve resending only the states \mathbf{J}_2 and/or \mathbf{J}_1 to Bob. Due to the symmetry in their phase-mapped states \mathbf{J}_0 and \mathbf{J}_3 , the resultant QBER's are equal (see Fig. 5). Also, it turns out that the QBER caused by resending the states \mathbf{J}_2 or \mathbf{J}_1 is higher than this curve in the range of δ shown in the figure. We observe that this QBER curve approaches 15.5% as the phase difference δ approaches zero. Note that there is a discontinuity at $\delta = 0$. When the phase difference is exactly zero, all four states sent by Alice are exactly the same. Thus, Eve cannot learn anything about Alice's bits. In this case, Eve can either send random states to Bob (in which case the QBER is $\frac{1}{2}$) or send only vacuum states to Bob (in which case the QBER is undefined since Bob did not have any click). The source of this discontinuity is that we allow Eve to get an inconclusive result and send a vacuum state to Bob (i.e., $\mathbf{M}_{\text{vac}} \neq 0$). Note that in practice, one may restrict Eve's strategies by requiring a certain minimum detection probability at Bob's

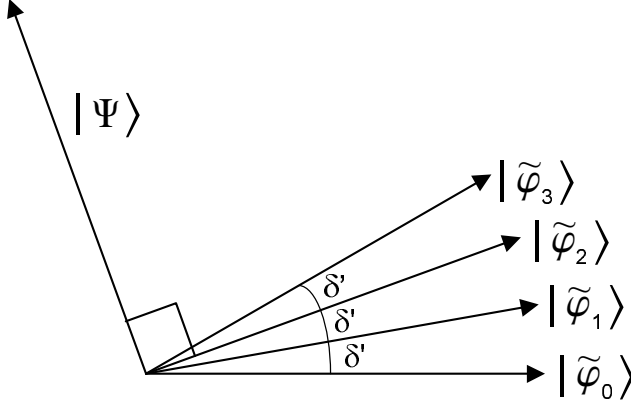


FIG. 5: A suboptimal strategy for Eve. She chooses $M_0 = |j\rangle\langle j|$ where $|j\rangle$ is a state orthogonal to $|\tilde{\varphi}_2\rangle$. This strategy causes a QBER of 16.7%.

side, meaning that Eve has to resend some states to Bob with a minimum probability. As a consequence, Eve may launch our attack only at phase differences larger than some small finite value, in which case, the discontinuity at $\theta = 0$ is irrelevant. In the standard state discrimination problem, no inconclusive result is allowed and thus the error probability approaches 1/2 as θ approaches zero with no discontinuity.

We can understand the behaviour of the top curve in Fig. 4 at small θ by considering a suboptimal intercept-and-resend strategy for Eve. Let's consider that Eve is only interested in finding a good M_0 and assigns $M_1 = M_2 = M_3 = 0$. Since $|\tilde{\varphi}_2\rangle$ causes the largest QBER of 1 (whereas $|\tilde{\varphi}_1\rangle$ and $|\tilde{\varphi}_3\rangle$ cause only 1/2), Eve chooses M_0 to be a projection onto a state orthogonal to $|\tilde{\varphi}_2\rangle$ (see Fig. 5). Thus, the probabilities of M_0 occurring when Alice sent $|\tilde{\varphi}_0\rangle$, $|\tilde{\varphi}_1\rangle$, $|\tilde{\varphi}_2\rangle$, and $|\tilde{\varphi}_3\rangle$ are $\sin^2(2\theta)$, $\sin^2(\theta)$, 0, and $\sin^2(\theta)$, respectively. Here, we denote $\theta = \pi/2$. Using $\sin(x) \approx x$ for small x and Eq. (3), the QBER is $(\frac{1}{2}\theta^2 + \frac{1}{2}\theta^2) = (6\theta^2) = \frac{1}{6} = 16.7\%$. Note that this value is just a little bit greater than the QBER of 15.5% of our optimal attack strategy plotted in Fig. 4. Also note that M_{vac} is equal to $|\tilde{\varphi}_2\rangle\langle\tilde{\varphi}_2|$ with a probability of occurrence of $1 - 3\theta^2 = 2$ (it is $3\theta^2 = 2$ for M_0), thereby introducing a discontinuity in QBER at $\theta = 0$.

The significance of Fig. 4 is that there is a range of phase differences that causes the QBER to go below 20%, which is shown in Ref. [20, 21] to be a tolerable QBER in BB84 when Eve does not have the ability to change the θ . This proves that Eve's ability to change the phase difference between Alice's states is helpful to Eve in breaking the security of BB84. Specifically, when Alice and Bob are unaware of our Trojan horse attack, Eve can learn some information on the final key shared by Alice and Bob. This can be seen as follows: Suppose Eve launches this attack and induces a QBER of, say, 15.6%. Since this is lower than 20% which is when the key distillation technique in Ref. [19] is applicable, Alice

and Bob decide to apply this technique to distill a final key. On the other hand, the result of Ref. [18] says that no secret key can be established between Alice and Bob when Eve launches an intercept-and-resend attack. Thus, the final key shared by Alice and Bob is not completely secret and Eve has some information on it.

It is important that the transmittance (which is the fraction of Alice's signals received by Bob) in the case of Eve launching this attack is similar to that when Eve is not present and the system is in normal operation, since, otherwise, Bob may be able to notice Eve's intervention by observing the unusually low transmittance. Obviously, the quantum channel loss directly affects the transmittance. In our intercept-and-resend attack, Eve can avoid her signals experiencing the quantum channel loss. Specifically, she can perform her measurement at the output port of Alice, and send her measurement result classically to her ally located at Bob's side. Her ally then resends a signal, based on the measurement result, to Bob. In this way, no channel loss is experienced by Eve (assuming that the classical channel is perfect). However, this does not mean that the transmittance in our attack is one. This is because, based on the Eve's measurement result, she occasionally sends a vacuum state to Bob, thus reducing the transmittance. In a typical experimental setup [25], the loss in the fiber is about 0.2 dB/km. Thus, with an 100 km-long fiber, the transmittance is about $10^{-\frac{0.2 \times 100}{10}} = 0.01$. In our intercept-and-resend attack that minimizes the QBER, it can be shown that for $\theta = 20^\circ$, transmittance greater than 0.01 can be achieved. From Fig. 4, when $\theta = 20^\circ$, the QBER is about 15.6%. This means that Eve can induce the same transmittance as in the normal operation of the system and still she can learn some information about the final key shared by Alice and Bob.

We remark that the POVM $\{M_{\text{vac}}, M_i : i = 0, 1, 2, 3\}$ of our intercept-and-resend attack is feasible with current technology since each POVM element M_i is a projection onto some state and can be implemented as one direction of an orthogonal projection. Thus, multiple orthogonal projections can be arranged to realize the projections of the POVM element M_i .

B. Attack extensions

We may further improve our attack by allowing Eve to send arbitrary states to Bob with arbitrary number of POVM elements. Note that changing the states sent to Bob only affects the penalty values in the QBER (i.e., the three coefficients appearing before the three states in Eq. (4) are affected). By using a similar analysis as in Ref. [22, 26], we obtain a QBER of 14.6% in this case, about 1% lower than the case of Eve sending BB84 states to Bob. The QBER upper bound with this improvement is shown in Fig. 4 as the second curve from the top.

We may combine our phase-relaxing attack with another Trojan horse attack proposed in Ref. [15], a fake

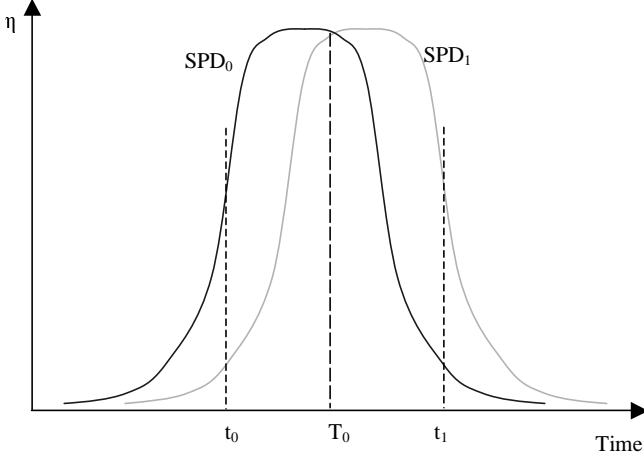


FIG. 6: Efficiencies of two detectors. When Eve time shifts the signals to arrive at Bob at time t_0 (t_1), the efficiency of detector SPD 0 (SPD 1) is higher than that of detector SPD 1 (SPD 0).

signals attack, to obtain even further improvement on the QBER upper bound. In the fake signals attack, Eve takes advantage of the detector efficiency mismatch by time shifting the signals entering Bob's detector package. Essentially, by time shifting the arriving signal from the normal arrival time, the efficiency of the detector for detecting '0' becomes different from the efficiency of the detector for detecting '1' (see Fig. 6). Eve may make use of this difference in the efficiencies to her advantage. Ref. [15] proposed a specific intercept-and-resend attack with a fixed measurement (the normal BB84 measurement in the X and Z bases) and fixed resent states (the normal BB84 states but with the time shifted) and showed that it is possible to compromise the QKD system if Alice and Bob are unaware of this attack. Here, we combine our phase-remapping attack with the fake signals attack. Specifically, Eve performs phase remapping of Alice's states (which is also achieved by time shifting), measures Alice's output signals, and resends to Bob some signals having the arrival time shifted from the normal arrival time. We may proceed to compute the QBER upper bound by minimizing the QBER over arbitrary POVM measurements but with the same resent states as those proposed in Ref. [15] (e.g., when Eve detects the state $|j_0\rangle$, she resends the j_1 state time shifted to a location where the detector for bit '0' has a higher efficiency). The QBER is the same as Eq. (3) but with different L_1 and B_1 for this attack. For example, those corresponding

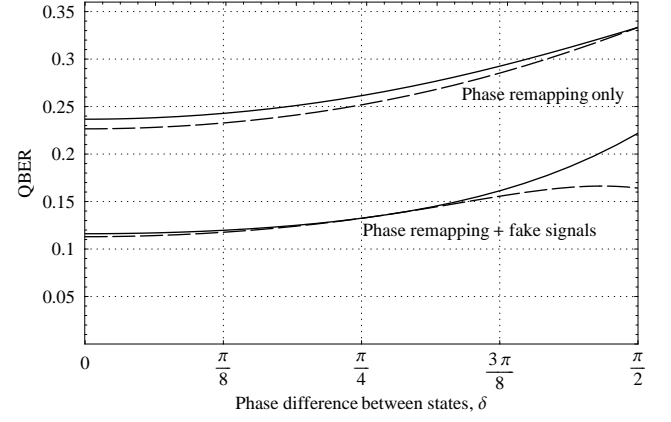


FIG. 7: QBER upper bound of Trojan horse attacks for SARG04. The top two curves correspond to the phase-remapping attack only whereas the bottom two curves correspond to the combination of the phase-remapping attack and the fake signals attack of Ref. [15]. The QBER of the two solid curves are obtained by minimizing over the POVM measurement by Eve for each phase difference and assuming a fixed state sent to Bob. The QBER of the two dashed curves are obtained by minimizing over the POVM measurement by Eve and the state sent to Bob for each phase difference. Note that the QBER values approach some minimum values (23.7%, 22.7%, 11.6%, and 11.3%) as the phase difference between the states approaches zero.

to sending the j_1 state are

$$L_0 = \frac{1}{2} \eta_1(t_0) |j_0\rangle\langle j_0| + \frac{1}{2} \eta_1(t_0) |j_1\rangle\langle j_1| + \frac{1}{2} \eta_0(t_0) |j_2\rangle\langle j_2| \quad (6)$$

$$B_0 = \frac{1}{2} (\eta_0(t_0) + \eta_1(t_0)) |j_0\rangle\langle j_0| + \frac{1}{2} \eta_2(t_0) |j_2\rangle\langle j_2| + \frac{1}{2} \eta_1(t_0) |j_1\rangle\langle j_1| + \frac{1}{2} \eta_3(t_0) |j_3\rangle\langle j_3|; \quad (7)$$

where $\eta_0(t_0)$ ($\eta_1(t_0)$) is the efficiency of the detector for bit '0' ('1') at time t_0 . This combinational attack results in the third curve from the top in Fig. 4, with the assumption that the efficiency mismatch between the two detectors (i.e., $\eta_1(t_0) = \eta_0(t_0)$) is 0.08. Furthermore, by minimizing the QBER over the measurements and also the states resent by Eve, we obtain the bottom curve in Fig. 4, with the same efficiency mismatch. As shown in the figure, there is considerable improvement in the QBER upper bound by combining with the fake signals attack. Note that the fake signals attack alone corresponds to the endpoints of the bottom two curves at $\delta = \pm 2$ (the QBER values are 12.3% and 9.82%). Moving along the bottom curve, we see that by combining with our phase-remapping attack, the QBER upper bound decreases significantly from 9.82% to 5.79%.

Our phase-remapping attack and also the fake signals attack work against not only on the BB84 protocol, but also the Scarani-Acin-Ribordy-Gisin 2004 (SARG04) protocol [27]. We have plotted an analogous figure for the

SARG04 protocol in Fig. 7. The methods for obtaining these curves are similar to that for the BB84 protocol. In this figure, we have also used the efficiency mismatch of 0.08 for the fake signals attack. We remark that the tolerable QBER for the SARG04 protocol is 19.9% [22] when Alice and Bob are not aware of any Trojan horse attacks. Similar to the conclusion for the BB84 protocol, since, as shown in Fig. 7, the QBER values induced by our phase-mapping attack together with the fake signals attack for a large range of phase difference are below the tolerable QBER, the security of the SARG04 protocol can be compromised.

V. PHASE-MAPPING ATTACK WITH A WEAK COHERENT-STATE SOURCE

In this section, we consider the phase-mapping attack when a weak coherent-state source is used, which is in contrast to Sec. IV where a single-photon source is assumed. Here, we aim to show that there exist some situations where a normal post-processing would lead Alice and Bob to wrongly believe that the secret key generation rate is positive but in fact it is zero. In order to ensure that no secret can be extracted, we again make Eve perform the time-shifting operation to achieve phase mapping followed by an intercept-and-resend attack as in Sec. IV. This time, however, Eve may perform additional operations before her intercept-and-resend attack. Since there can be more than one photon in a signal pulse traveling from Alice to Bob, Eve may perform a quantum non-demolition (QND) measurement to determine the number of photons in the signal and then an intercept-and-resend attack that may depend on the photon number. However, in the three strategies that we will discuss below, Eve does not need to perform such a QND measurement. Indeed, our three strategies are feasible with current technology. In any case, any entanglement carried by any signal from Alice to Bob is destroyed by Eve's attack, regardless of the number of photons in the signal, since an intercept-and-resend attack corresponds to an entanglement-breaking channel. Therefore, the secret key generation rate must be zero [18].

On Alice and Bob's side, we adopt a specific post-processing step after the sifted key is obtained. Specifically, Alice and Bob establish security using the result of Gottesman-Lo-Lutkenhaus-Preskill (GLLP) [9] (which assumes the worst-case estimations for the proportion of the single-photon signals and their QBER) and they optionally perform two-way classical post-processing (using B steps [19]). However, the two-way post-processing step in Ref. [19] cannot be applied directly, since a single-photon source is assumed there, whereas we are considering a weak coherent-state source here. Instead, we apply the two-way post-processing technique for weak coherent-state sources proposed by us in Ref. [28] (although decoy states are used there, we will directly apply the tech-

nique without decoy states here). Afterwards, they perform standard error correction and privacy amplification to distill the final key. We have summarized a QKD model for realistic setups, a key generation rate formula for a weak coherent-state source, and a two-way post-processing procedure using B steps for a weak coherent-state source in Appendix B. This background material will be used later in this section.

Let us construct three specific examples in which Eve can successfully trick Alice and Bob into believing that a secret key can be generated. We adopt a model in which all imperfections are attributed to Eve (as in Ref. [9, 29, 30]) or, viewed from a different perspective, Eve can control the quantum channel and the detectors. In both examples, she treats all signals with two and more photons as single-photon signals and performs an intercept-and-resend attack on all non-vacuum signals. In the intercept-and-resend attack, we assume for simplicity that Eve's measurement only identifies the states $|j_{0i}\rangle$ and $|j_{3i}\rangle$ and resends some arbitrary states to Bob [40]. The intercept-and-resend attack is optimized for the phase difference that Eve has chosen to map Alice's four states. Note that it is not difficult to construct intercept-and-resend attacks specific to signals of certain numbers of photons in a similar way as that for the single-photon signals. The first example demonstrates the phase-mapping attack alone with a weak coherent-state source. The second and third examples illustrate mixed attack strategies that combine the phase-mapping attack and the fake signals attack; and these two examples differ in whether or not Eve retunes her attack strategy to match the overall gain and the overall QBER (see Appendix B for their definitions) with the normal operating values.

A. Strategy one

In this strategy, Eve performs phase mapping followed by intercepting Alice's signal and resending only the states $|j_{zi}\rangle$ and $|j_{xi}\rangle$ (with equal probabilities) to Bob [40]. This strategy produces the following overall gain and overall QBER, respectively,

$$Q_{\text{signal}} = p_{\text{dark}}e_1 + (C_1 + (1 - C_1)p_{\text{dark}}) \quad (1 - e_1) \quad (8)$$

$$E_{\text{signal}} = p_{\text{dark}}e_1 = 2 + (C_1e_1 + (1 - C_1)p_{\text{dark}} = 2) \quad (1 - e_1) = Q_{\text{signal}}; \quad (9)$$

where p_{dark} is the dark count probability, e_1 and C_1 are, respectively, the QBER and the conclusive probability of the intercept-and-resend attack for the single-photon case. If there is no detection error (i.e. $e_{\text{detector}} = 0$ and it is the case in this example), e_1 can be computed from Eqs. (3)–(5) or extracted from the top curve of Fig. 4 for a particular phase difference (since the top curve of Fig. 4 is achieved by Eve resending only the states $|j_{zi}\rangle$ and/or $|j_{xi}\rangle$ to Bob). On the other hand, if e_{detector} is

$[\text{dB/km}]$	η_{Bob}	e_{detector}	p_{dark}	f
0.21	8.0%	0%	10^{-7}	1.16

TABLE I: Simulation parameters. Here, α is the channel loss coefficient, η_{Bob} is the detector efficiency, e_{detector} is the detection error probability, p_{dark} is the dark count rate, and f is the error correction inefficiency. See Appendix B for detail.

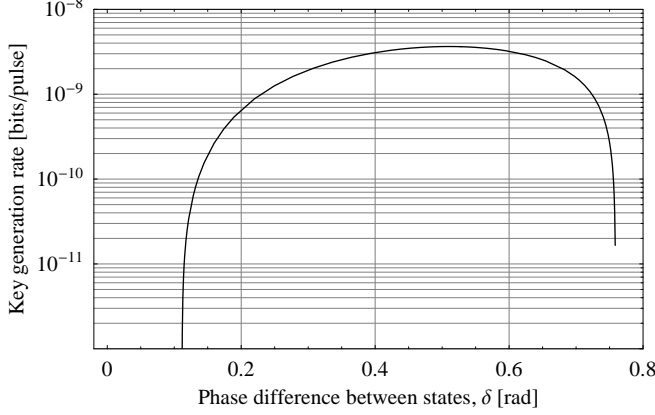


FIG. 8: Key generation rates at various distances. We use the QKD model parameters shown in Table I to compute the overall gain and the overall QBER from Eqs. (8)–(9). The key generation rates are then computed using Eq. (B 14) with three B steps for various distances. Here, the key rates should be zero (since Eve launches an intercept-and-resend attack) but are positive in the range 0.12 – 0.75, meaning that the keys generated in this range are insecure.

not zero, we need to incorporate it in the calculation of e_1 , which can be easily done.

Note that both states $|j_{2i}\rangle$ and $|j_{xi}\rangle$ sent by Eve to Bob cause the same QBER's and the same gains on Bob's side (since their phase-randomized states $|j_{-0i}\rangle$ and $|j_{-3i}\rangle$ in Eq. (2) are symmetrical (see Fig. 5)). The conclusive probability C_1 , which is also the probability that Eve resends the states $|j_{2i}\rangle$ and $|j_{xi}\rangle$, is equal to $C_1 = \text{Tr}((M_0 + M_3)B) = 4$, where M_0 and M_3 , with $M_0 + M_3 = I$, are the POVM elements for resending the two states obtained by minimizing the QBER e_1 , and B as given in Eq. (5) is the density matrix sent by Alice to Eve. Also, we assume that Eve always sends a strong pulse to Bob, which is reflected in the exclusion of Bob's detector efficiency η_{Bob} in Eqs. (8)–(9), C_1 , and e_1 .

Since Alice and Bob use only the result of GLLP to ensure security, the mean photon number they use may be very small. (In contrast, when the decoy-state method [29, 30, 31, 32, 33, 34, 35] is used to ensure security, the mean photon number may be high, e.g. on the order of 1.) Suppose that the mean photon number is $\mu = 8 \times 10^{-4}$ and three B steps are used by Alice and Bob. We use the QKD model parameters shown in Table I to compute the overall gain and the overall QBER from Eqs. (8)–(9). We can then compute the key generation rates using Eq. (B 14) for various distances, as

$\eta_0(t_0) = \eta_1(t_0)$		Key rate			
0.0667	1.02	8.921	10^{-7}	(2.610	10^{-7})
0.04	1.31	1.622	10^{-6}	(1.457	10^{-6})
0.03	1.41	2.038	10^{-6}	(1.968	10^{-6})

TABLE II: Key generation rates for strategy two, in which Eve combines the phase-randomizing attack with a fake signals attack. The first column is the efficiency mismatch of the two detectors (related to the fake signals attack); the second column is the phase difference between the states sent by Alice chosen to maximize the key generation rate (related to the phase-randomizing attack); the third column is the key generation rate for the phase difference in the second column. The rates in brackets correspond to the case of only the fake signals attack without the phase-randomizing attack. Note that there is some improvement in the key rates by combining both attacks. We used a mean photon number of $\mu = 8 \times 10^{-4}$.

shown in Fig. 8. The important point is that there is a range of phase differences (0.12 – 0.75) where the key generation rates are positive, but in fact no key can be generated since Eve's intercept-and-resend attack corresponds to an entanglement-breaking channel [18]. This means that the final keys generated in this range are insecure. The key generation rates outside this range is zero with this particular strategy. In contrast to this strategy, the two strategies that we describe next combine the phase-randomizing attack with the fake signals attack [15].

B. Strategy two

This strategy combines the phase-randomizing attack with the fake signals attack [15]. Specifically, in this strategy, Eve performs phase-randomizing followed by intercepting Alice's signals and resending a time-shifted single-photon signal of arbitrary state to Bob. Note that one crucial difference between this strategy and strategy one is that here Eve takes advantage of the efficiency mismatch of the detectors by time shifting her signals sent to Bob. To simplify the analysis, we assume that Eve always sends single-photon signals to Bob (in which case the ratio of the efficiencies is the largest (cf. Eq. (B 3) and double clicks due to multiple photons of arbitrary states are avoided). We compute the overall gain and the overall QBER by using Eq. (8) and Eq. (9) respectively. Here, we also assume that Eve only resends when she detects $|j_{-0i}\rangle$ and $|j_{-3i}\rangle$ (as in strategy one); and thus the resending probability is $C_1 = \text{Tr}((M_0 B_0 + M_3 B_3)) = 4$ where B_i is from Eq. (7). We allow Eve to resend arbitrary states to Bob; thus e_1 can be extracted from the bottom curve of Fig. 4 for a particular phase difference (if the efficiency mismatch is 0.08) or computed from Eqs. (3), (6), (7), and the corresponding equations for L_3 and B_3 .

We assume Alice and Bob use only the result of GLLP to ensure security and no B step is used. We use the QKD

model parameters shown in Table I and $\mu = 8 \times 10^{-4}$ to compute the overall gain and the overall QBER for this strategy. We then compute the key generation rates using Eq. (B14) for a few cases, and the result is tabulated in Table. II. Here, we assume that when Eve detects \hat{J}_{0i} (\hat{J}_{3i}), she time shifts the signal to arrive at Bob at time t_0 (t_1) as in Fig. 6 and we assume symmetry between the two detectors such that $\eta_0(t_0) = \eta_1(t_1) = \eta_{\text{Bob}}$ and $\eta_1(t_0) = \eta_0(t_1)$, where $\eta_i(t)$ is the efficiency of detector i at time t . As shown in the table, the key generation rates are positive but should be zero since this strategy is an intercept-and-resend attack strategy [18]. Therefore, the final key Alice and Bob distill is compromised by Eve. Note that the key generation rates of this strategy are higher than that of strategy one. One drawback of this strategy is that the overall gain and the overall QBER induced by Eve may be quite different from what Alice and Bob may expect in a normal situation. To overcome this, we discuss a third strategy below that matches the induced gain and QBER with the normal operating values. Nevertheless, with this example, we have demonstrated that our phase-mapping attack in combination with the fake signals attack can compromise the security of the QKD system if Alice and Bob are unaware of the attack strategy.

C. Strategy three

In this strategy, Eve also performs a combination of the phase-mapping attack and the fake signals attack [15] as in strategy two, but here she adjusts the parameters of her attack to match the overall gain and the overall QBER with what Alice and Bob would expect in normal cases. Alice and Bob may have some idea on the parameters of their system and may have certain expectation on the overall gain and QBER. Thus, Eve needs to adjust her attack in order to simulate a normal situation. She does this by altering the dark count probability of Bob's detectors (as stated before, we assume that the detectors are under Eve's control) and changing the resending probability in the intercept-and-resend attack. Other than these two adjustments, strategy three is otherwise the same as strategy two. In this strategy, the overall gain and overall QBER are, respectively,

$$Q_{\text{signal}} = Y_0 e^{-\mu} + (C_1 + (1 - C_1)Y_0)(1 - e^{-\mu}) \quad (10)$$

$$E_{\text{signal}} = Y_0 e^{-\mu} + 2 + (C_1 e_1 + (1 - C_1)Y_0 = 2) \\ (1 - e^{-\mu}) = Q_{\text{signal}}; \quad (11)$$

where Y_0 is the dark count probability Eve chooses (which can be different from the normal dark count probability p_{dark}) and $0 \leq C_1 \leq 1$ is the resending probability for conclusive results. The other variables are the same as in strategy two.

We assume that the normal situation is produced by the QKD model parameters shown in Table I and $\mu = 8 \times 10^{-4}$. From these parameters, the normal oper-

Distance [km]	$\frac{\eta_0(t_0)}{\eta_1(t_0)}$		Y_0		Key rate
88.0	0.04	1.31	1×10^{-9}	0.096	4.057×10^{-8}
87.0	0.03	1.41	1.8×10^{-8}	0.1	5.838×10^{-8}

TABLE III: Two situations in which Eve's attack produces the same overall gain and overall QBER as that produced in a normal situation described by the parameters in Table I. Here, Eve fine-tunes her attack by adjusting the phase difference ϕ , the dark count probability Y_0 , and the resending probability C_1 for some distance and some efficiency mismatch between the two detectors. We assume that Alice and Bob perform the post-processing steps from GLLP and no B step as described in Appendix B. The fact that the key generation rates, computed using Eq. (B14), are positive means that Eve has successfully compromised the final keys. We used a mean photon number of $\mu = 8 \times 10^{-4}$.

ating values of the overall QBER and the overall gain can be computed from Eqs. (B12)–(B13). Eve then chooses the phase difference ϕ , the dark count probability Y_0 , and the resending probability C_1 for a fixed efficiency mismatch to match the overall QBER induced by her (Eq. (8)) and the overall gain induced by her (Eq. (9)) within 10% of the normal operating values. We assume that Eve does not interfere with the detection error probability; thus, we still have $e_{\text{detector}} = 0$ as in the normal situation and the QBER of the single-photon signals, e_1 , is computed as in strategy two. We show in Table III two instances in which Eve's combination of the phase-mapping attack and the fake signals attack achieves positive key generation rates. In both instances, Alice and Bob simply use the post-processing steps from GLLP and no B step to distill secret keys as described earlier, with the QKD model parameters shown in Table I and $\mu = 8 \times 10^{-4}$. In this example, both the normal situation and the hostile situation look similar to Alice and Bob. The normal situation arises when Eve is not present while the hostile situation arises when Eve launches this attack strategy. Since both situations give rise to the same overall QBER and overall gain, Alice and Bob are unaware of which situation they are in and thus distill keys at the same key generation rate in both situations. However, no secret key can be generated in the hostile case, since it corresponds to an entanglement-breaking channel [18]. Thus, if Alice and Bob are unaware of the Trojan horse attack, they may generate keys that are compromised by Eve.

Note that the values of the dark count probability Y_0 in Table III are lower than the normal value given in Table I. While lowering the dark count probability may be difficult to achieve in practice, Eve may realize this strategy by increasing the dark count probability in the normal situation instead. In addition, we point out that dark count probability on the order of 10^{-9} has been attained experimentally [36]; thus, the values of the dark count probability Y_0 shown in Table III are realistic. We also note that the discontinuity in Fig. 4 at $\mu = 0$ does not manifest as a problem in this attack for the weak coherent-state source. This is because the phase differ-

ence is chosen to match the overall QBER and gain with some normal operating values. In normal scenarios, is set to some non-zero value.

We remark that although the key generation rates in the three examples may not be very significant, they do raise the awareness that the Trojan horse attack we propose can be detrimental to Alice and Bob.

VI. CONCLUSIONS

We have proposed a realistic Trojan horse attack, the phase-randomizing attack, for two-way quantum key distribution systems implementing the BB84 protocol. We have shown that, when Alice and Bob are unaware of our attack, there are situations in both the perfect-single-photon-source case and the weak-coherent-state-source case that the final key shared between them is compromised and Eve has some information on it. Specifically, for the perfect-single-photon-source case, when the QBER is larger than 14.6%, Alice and Bob may distill a compromised key. For the weak-coherent-state-source case, we have given three examples (two of which are combined with a fake signals attack) in which the final keys are insecure. Note that our attack is feasible with only current technology and thus is highly practical for Eve to implement. Therefore, it is important for Alice and Bob to be aware of the possibility of our attack and to guard against it by only generating a key when the QBER is low enough.

We remark that the fact that we demonstrated the insecurity of a key guaranteed to be secure by some existing security proofs does not imply that the proofs are incorrect. It is because the Trojan horse attack we demonstrated corresponds to performing operations and using information lying outside the Hilbert space assumed in the proofs. These extra operations and information are granted to us by the practical implementations of the BB84 protocol. Thus, while a QKD protocol may be unconditionally secure, a realistic implementation of it may open up security loopholes via extra dimensions.

APPENDIX A: MINIMIZATION OF QBER

The normalized bit error rate is (c.f. Eq. (3))

$$QBER = \frac{\sum_{i=0}^3 \sum_{j=0}^1 h_{j,i} j W_i L_i W_i^y j_{j,i}}{\sum_{i=0}^3 \sum_{j=0}^1 h_{j,i} j W_i B_i W_i^y j_{j,i}}; \quad (A1)$$

where L_i and B_i are given in Eq. (4) and Eq. (5), respectively, and $W_i^y W_i$, M_i are the POVM elements. We want to minimize QBER over the eight independent row vectors $h_{j,i} j W_i$ each with two elements. At least one of the eight must be non-zero, because otherwise all W_i would be zero and there would be no qubits sent to Bob. Since QBER is not a sum of eight independent ratios,

ie.,

$$QBER \notin \sum_{i=0}^3 \sum_{j=0}^1 \frac{h_{j,i} j W_i L_i W_i^y j_{j,i}}{h_{j,i} j W_i B_i W_i^y j_{j,i}}; \quad (A2)$$

it may appear at first sight that the minimization of QBER is not trivial. However, it turns out that we can minimize each ratio independently and set QBER to be the smallest ratio by assigning zeros to the other seven vectors. We show this by the following claim:

Claim 1 Given two ratios, $\frac{a_1}{a_2}$ and $\frac{b_1}{b_2}$, if $\frac{a_1}{a_2} < \frac{b_1}{b_2}$, then $\frac{a_1}{a_2} < \frac{a_1 + b_1}{a_2 + b_2}$.

Therefore, we consider separately minimizing each ratio, which can be written as

$$\frac{h_{j,i} B_i^{\frac{1}{2}} L_i B_i^{\frac{1}{2}} j_{j,i}}{h_{j,i} j_{j,i}}; \quad (A3)$$

where $h_{j,i} j = h_{j,i} j W_i B_i^{\frac{1}{2}}$ is a row vector with two elements. The eigenvector of $B_i^{\frac{1}{2}} L_i B_i^{\frac{1}{2}}$ corresponding to the minimum eigenvalue minimizes Eq. (A3). The minimum eigenvalue among all i 's is the minimum QBER, which is the top curve plotted in Fig. 4. It is not difficult to ensure that the POVM elements satisfy $\sum_{i=0}^3 W_i^y W_i = I$. Note that we can always scale the POVM elements (by the same factor) without affecting the QBER. Thus, it is always possible to find a scaling such that these POVM elements and an additional one corresponding to sending a vacuum state to Bob add up to identity.

APPENDIX B: REVIEW OF QKD MODEL AND KEY GENERATION RATE FOR REALISTIC SETUPS

We first review a widely-used model for realistic QKD setup (see, e.g., [29, 37]). This model is suitable for fiber-based QKD systems. We then summarize the key generation rate from GLLP [9] and the B step [19, 28, 38], for the weak-coherent-state-source case.

Source: The source is a single-mode laser source. We assume that the phase of each pulse is randomized. Thus, the laser source emits pulses that are a classical mixture of the photon number states with a Poisson distribution:

$$\sum_{i=0}^{\infty} \frac{\bar{\mu}^i}{i!} e^{-\bar{\mu}} |i\rangle\langle i|; \quad (B1)$$

where $\bar{\mu}$ is the mean photon number.

Transmission: The quantum channel is the optical fiber and we quantify the loss in the optical fiber by the probability that an input photon is lost at the end of the transmission. Let α in dB/km be the loss coefficient of the optical fiber and l be the fiber length in km. Then, the probability that the input photon is not lost is equal to $10^{-\frac{\alpha l}{10}}$.

Detection: We assume Bob is equipped with threshold detectors. Since they are not completely efficient, there is some chance that they do not produce a click even when there are some photons present at the inputs. The probability that Bob's detector detects the presence of an input photon is defined as Bob's detection efficiency η_{Bob} . Combining the loss in the quantum channel and the inefficiency of Bob's detector, we arrive at the overall transmission efficiency, η . It is the probability that a photon is detected given that one has been sent, and is given by

$$\eta = 10^{-\frac{1}{10}} \eta_{\text{Bob}} \quad (\text{B } 2)$$

When the input signal contains more than one photons, the signal is detected if at least one photon is detected. Thus, the transmission efficiency for an n -photon signal is

$$\eta_n = 1 - (1 - \eta)^n \quad (\text{B } 3)$$

When there is no input to Bob's detector, there is a possibility that it generates a detection event. This is due to the intrinsic detector's dark counts, the background spray, and the leakage from timing signals. We denote the probability of this false detection event as p_{detector} . Suppose that there are two detectors in the system. We denote the probability of false detection for the system as $p_{\text{dark}} = 2p_{\text{detector}}(1 - p_{\text{detector}})$.

When there is a double-click event, which occurs because of the dark counts or detecting a multi-photon signal. In this case, we impose Bob to take one of the bit values randomly [8, 9]. Thus, we can regard his measurement outcome as always stemming from a measurement on a qubit state. This operation is the so-called "squash operation" in [9], which is an operation mapping from a multi-photon state to a qubit state. This squash operation is an essential assumption used in the security proof of GLLP [9] to prove the security of the BB84 protocol with a weak coherent source and threshold detectors. Under this assumption, Eve always sends a qubit state to Bob. We remark that Koashi [39] has proved that the result of GLLP also holds even without the squash assumption, but only with one-way classical post-processing. Since we allow two-way classical post-processing to be used in this paper, we assume that the squash operation is in place and that Bob always receives a qubit state.

Yield, QBER, gain: Let us define the yield Y_n , the quantum bit error rate (QBER) e_n , and the gain Q_n . The yield, Y_n , is defined as the probability that Bob detects a signal conditional on Alice's n -photon emission:

$$Y_n, \text{ Probability of detection by Bob} \\ \text{Alice sent } n\text{-photon state:} \quad (\text{B } 4)$$

The yield is basically a sum of the probabilities of the error events and the no-error events. The fraction of the

error events in the total probability is the quantum bit error rate e_n :

$$e_n, \text{ Probability Bob's result is incorrect} \\ \text{detection by Bob} \\ \text{Alice sent } n\text{-photon state:} \quad (\text{B } 5)$$

The gain of the n -photon state is

$$Q_n, \text{ Probability of detection by Bob} \\ \text{Alice sent } n\text{-photon state} \quad (\text{B } 6)$$

$$= Y_n e^{-\mu} \mu^n / n! \quad (\text{B } 7)$$

The overall gain and the overall QBER are the weighted averages of all the n -photon gains and QBER's:

$$Q_{\text{signal}} = \sum_{n=0}^{\infty} Y_n e^{-\mu} \mu^n / n! \quad (\text{B } 8)$$

$$E_{\text{signal}} = \frac{1}{Q_{\text{signal}}} \sum_{n=0}^{\infty} e_n Y_n e^{-\mu} \mu^n / n! \quad (\text{B } 9)$$

These two are parameters that Alice and Bob measure during a QKD experiment and can be used to determine the key generation rate [9].

Normal situation: When Eve is not present, we assume that signals are emitted by the weak coherent-state source at Alice's side, travel through the optical fiber suffering some loss, and reach Bob on his detectors. Under this situation, the normal values for the yields and the QBER for BB84 can be obtained as

$$Y_n = p_{\text{dark}}(1 - \eta_n) + \eta_n \quad (\text{B } 10)$$

$$e_n = p_{\text{dark}}(1 - \eta_n)/2 + \eta_n e_{\text{detector}} = Y_n; \quad (\text{B } 11)$$

where e_{detector} is a parameter representing the misalignment of the detector setup. For the overall gain and the overall QBER, their normal values are

$$Q_{\text{signal}} = p_{\text{dark}} e^{-\mu} + 1 - e^{-\mu} \quad (\text{B } 12)$$

$$E_{\text{signal}} = \frac{1}{Q_{\text{signal}}} \frac{p_{\text{dark}} e^{-\mu}}{2} + \frac{(1 - e^{-\mu}) e_{\text{detector}}}{2} \quad (\text{B } 13)$$

Key generation rate: Once Alice and Bob have measured the overall gain and the overall QBER, the key generation rate may be obtained by using a result in GLLP [9] as follows:

$$R = \frac{1}{2} r_B Q_{\text{signal}} [f(E_{\text{signal}}) H_2(E_{\text{signal}}) + (1 - H_2(e_p))] \quad (\text{B } 14)$$

where $f(\cdot)$ is the error correction efficiency as a function of the QBER, $H_2(p) = -p \log_2(p) - (1-p) \log_2(1-p)$ is the binary entropy function, $r_B = Q_1 = Q_{\text{signal}}$ is the fraction of single-photon states, e_p is the phase error rate of the single-photon states, and r_B is the fraction

of bits retained after B steps ($r_B = 1$ if no B step is performed). The factor of $1/2$ is the fraction of bits retained after basis reconciliation for BB84. The first term in the bracket is related to error correction, while the second term is related to privacy amplification. In this equation, Q_1 and e_p are not directly measured, but they may be bounded by assuming the worst-case situation [9]. We may pessimistically assume that the overall gain Q_{signal} is contributed by multiphoton signals as much as possible, and all the errors come from single-photon detection events, leading to $Q_1 = Q_{\text{signal}} - p_{\text{multi}}$ and $e_1 = E_{\text{signal}} Q_{\text{signal}} = Q_1$, where p_{multi} is the probability of Alice emitting multiphoton signals. Before the post-processing using B steps (which we describe next), the phase error rate is equal to the bit error rate for the single-photon states, i.e. $e_p = e_1$.

B step: Optionally, Alice and Bob may perform one or more B steps by using two-way classical communications to increase the achievable secure distance. The B step was analyzed in Ref. [19] for the single-photon source and in Ref. [28, 38] for the weak coherent-state source. Each B step involves the following operations: Alice and Bob first randomly pair up their bits, say x_1, x_2 on Alice's side and the corresponding y_1, y_2 on Bob's side. They compute the parities of the pairs, $x_1 \oplus x_2$ and

$y_1 \oplus y_2$, and publicly compare them. If both parities are the same, they keep x_1 and y_1 and discard x_2 and y_2 ; otherwise, they discard x_1, x_2, y_1 , and y_2 . After each B step, the bit and phase error rates and the fraction of the single-photon states change. We summarize the update formulas for the changes after running one B step as follows [28]:

$$Q_0 = \frac{e_1^2 + (1 - e_1)^2}{E_{\text{signal}}^2 + (1 - E_{\text{signal}})^2} \quad (\text{B } 15)$$

$$E_{\text{signal}}^0 = \frac{E_{\text{signal}}^2}{E_{\text{signal}}^2 + (1 - E_{\text{signal}})^2} \quad (\text{B } 16)$$

$$e_p^0 = \frac{2e_p(1 - e_1 - e_p)}{e_1^2 + (1 - e_1)^2} \quad (\text{B } 17)$$

$$e_1^0 = \frac{e_1^2}{e_1^2 + (1 - e_1)^2} \quad (\text{B } 18)$$

$$r_B = (E_{\text{signal}}^2 + (1 - E_{\text{signal}})^2)^{-1} \quad (\text{B } 19)$$

where the primed (unprimed) variables are the new (old) values. After running some number of B steps, we may obtain the key generation rate by using Eq. (B 14).

-
- [1] C. H. Bennett and G. Brassard, in *Proc. of IEEE Int. Conference on Computers, Systems, and Signal Processing* (IEEE Press, New York, 1984), pp. 175{179.
- [2] A. K. Ekert, *Phys. Rev. Lett.* 67, 661 (1991).
- [3] N. Gisin, G. Ribordy, W. Tittel, and H. Zbinden, *Rev. Mod. Phys.* 74, 145 (2002).
- [4] D. Mayers, *J. of ACM* 48, 351 (2001), preliminary version in Mayers, D. *Advances in Cryptology—Proc. Crypto '96*, vol. 1109 of *Lecture Notes in Computer Science*, Kobitz, N. Ed. (Springer-Verlag, New York, 1996), pp. 343–357.
- [5] E. Biham, M. Boyer, P. O. Boykin, T. Mor, and V. Roychowdhury, in *Proc. of the thirty-second annual ACM symposium on Theory of computing* (ACM Press, New York, 2000), pp. 715{724.
- [6] H.-K. Lo and H. F. Chau, *Science* 283, 2050 (1999).
- [7] P. W. Shor and J. Preskill, *Phys. Rev. Lett.* 85, 441 (2000).
- [8] H. Inamori, N. Lutkenhaus, and D. Mayers (2001), e-print quant-ph/0107017.
- [9] D. Gottesman, H.-K. Lo, N. Lutkenhaus, and J. Preskill, *Quantum Information and Computation* 5, 325 (2004).
- [10] ARDA quantum cryptography roadmap, section 6.1, p. 10, URL http://qist.lanl.gov/qcrypt_map.shtml.
- [11] A. Muller, T. Herzog, B. Huttner, W. Tittel, H. Zbinden, and N. Gisin, *Appl. Phys. Lett.* 70, 793 (1997).
- [12] T. Nishio, H. Ishizuka, T. Hasegawa, and J. Abe, *IEEE Photonics Technol. Lett.* 14, 576 (2002).
- [13] B. Qi, L.-L. Huang, H.-K. Lo, and L. Qian, in *Proc. of IEEE Int'l Symp. Information Theory (ISIT) 2006* (IEEE Press, New York, 2006), pp. 2090{2093.
- [14] N. Gisin, S. Fasel, B. Kraus, H. Zbinden, and G. Ribordy, *Phys. Rev. A* 73, 022320 (2006).
- [15] V. M. Akarov, A. Anisimov, and J. Skaar, *Phys. Rev. A* 74, 022313 (2006).
- [16] B. Qi, C.-H. F. Fung, H.-K. Lo, and X. Ma, *Quantum Information and Computation* 7, 73 (2007).
- [17] A. Stefanov, H. Zbinden, N. Gisin, and A. Suarez, *Phys. Rev. A* 67, 042115 (2003).
- [18] M. Curty, M. Lewenstein, and N. Lutkenhaus, *Phys. Rev. Lett.* 92, 217903 (2004).
- [19] D. Gottesman and H.-K. Lo, *IEEE Trans. Inform. Theory* 49, 457 (2003).
- [20] H. F. Chau, *Phys. Rev. A* 66, 060302(R) (2002).
- [21] K. S. Ranade and G. Alber, *J. Phys. A: Math. Gen.* 39, 1701 (2006).
- [22] C.-H. F. Fung, K. Tamaki, and H.-K. Lo, *Phys. Rev. A* 73, 012337 (2006).
- [23] A. Chees, *Contemp. Phys.* 41, 401 (2000).
- [24] A. Chees, *Phys. Lett. A* 239, 339 (1998).
- [25] C. Gobby, Z. L. Yuan, and A. J. Shields, *Appl. Phys. Lett.* 84, 3762 (2004).
- [26] C.-H. F. Fung, et al., unpublished.
- [27] V. Scarani, A. Acín, G. Ribordy, and N. Gisin, *Phys. Rev. Lett.* 92, 057901 (2004).
- [28] X. Ma, C.-H. F. Fung, F. Dupuis, K. Chen, K. Tamaki, and H.-K. Lo, *Phys. Rev. A* 74, 32330 (2006).
- [29] H.-K. Lo, X. Ma, and K. Chen, *Phys. Rev. Lett.* 94, 230504 (2005).
- [30] X. Ma, B. Qi, Y. Zhao, and H.-K. Lo, *Phys. Rev. A* 72, 012326 (2005).
- [31] W.-Y. Hwang, *Phys. Rev. Lett.* 91, 057901 (2003).
- [32] H.-K. Lo, in *Proc. of IEEE International Symposium on Information Theory (ISIT) 2004* (2004), p. 137, e-print quant-ph/0509076.

- [33] X.-B. Wang, Phys. Rev. Lett. 94, 230503 (2005).
- [34] X.-B. Wang, Phys. Rev. A 72, 012322 (2005).
- [35] J.W. Harrington, J.M. Ettinger, R.J. Hughes, and J.E. Nordholt (2005), e-print quant-ph/0503002.
- [36] H. Takesue, E. Diamanti, C. Langrock, M.M. Fejer, and Y. Yamamoto, Optics Express 14, 9522 (2006).
- [37] N. Lutkenhaus, Phys. Rev. A 61, 052304 (2000).
- [38] A. Khalique, G.M. Nikolopoulos, and G. Alber (2006), e-print quant-ph/0604025.
- [39] M. Koashi (2006), e-print quant-ph/0609180.
- [40] In the plug & play system, time shifting the signals to be modulated can only decrease the phase difference between Alice's four states from the normal BB84 phase difference of $\pi/2$. In this case, only resending for the detections of the states $|\tilde{\psi}_0\rangle$ and $|\tilde{\psi}_3\rangle$ can induce a smaller

QBER than the normal BB84 threshold of 25%. Thus, we assume that Eve resends only when she detects the states $|\tilde{\psi}_0\rangle$ and $|\tilde{\psi}_3\rangle$. Alice and Bob can in principle monitor the statistics of the four states and may notice the abnormality, which may lead them to think that Eve may be interfering with the channel. On the other hand, for the Sagnac system, the statistics of the four states can be made the same as in normal BB84, since any phase difference (larger or smaller than the normal BB84 phase difference) can be chosen by Eve. Thus, examples with no abnormality in the statistics may be constructed. Here, for simplicity of the analysis, we assume that Eve resends only the two aforementioned states.