

Temperature effects on mixed state geometric phase

A. T. Rezakhani* and P. Zanardi†

Institute for Scientific Interchange (ISI), Villa Gualino, Viale Settimio Severo 65, I-10133 Torino, Italy

(Dated: November 3, 2019)

Geometric phase of an open quantum system in interaction with a thermal environment is studied. To gain insight on how thermal effects can change geometric phase we study some simple models. The system is considered to be a simple spin-half particle which is interacting with a bath. These different models generally show that GP can vary even when the system is weakly coupled to environment. As the final example we consider the system under an adiabatically time varying magnetic field which is weakly coupled to thermal environment. An important feature of this model is that it reveals existence of a temperature scale in which adiabaticity condition is preserved. This temperature is exactly the one in which geometric phase vanishes.

PACS numbers: 03.65.Vf, 03.65.Yz

Introduction.—Geometric phase (GP) of a quantum state is one of important concepts in quantum theory. Indeed, Berry was the first who emphasized the geometric nature of the phase acquired by an eigenstate of an adiabatically varying Hamiltonian in a closed loop in parameter space [1]. Since its discovery, this concept has been subject of a vast investigation and has been generalized in many aspects [2, 3]. An important reason for interest in the concept of GP is its relevance to geometric quantum computation [4]. Indeed, it is believed that the purely geometric characteristic of such phases potentially provides robustness against certain sources of noise [5].

For general evolutions of an open quantum system, where dynamics is generally nonunitary, GP has been defined in different methods [6, 7, 8, 9, 10, 11, 12, 13, 14, 15]. The first general method is Uhlmann's mathematical method which is based on a purification of mixed states [6]. Another, more recent, approach is based on a kinematic extension of interferometric approach firstly used in definition of GP of mixed states under a unitary evolution [13]. These methods are generally argued to be different [16], however, recently a formal method bridging between these two approaches has also been proposed [17].

As mentioned above studying how geometric phase is affected by environmental noises is an important issue in investigation of robustness of geometric quantum computation. In some earlier works, effect of different types of decoherence sources on GP has been studied. In Ref. [12], it has been shown that GP of a spin-half system driven by one or two mode quantum fields subject to decoherence behaves differently for adiabatic and nonadiabatic evolutions. Also in Ref. [18], GP of a two-level system driven by a quantized magnetic field subject to dephasing has been considered and it has been shown that GP acquired by the system can be observed even in long time scales. Ref. [14] shows that when a two-level system is weakly coupled to a thermal bath mean GP changes. However, an interesting feature of this result is that it does not have any thermal correction up to the first order in coupling constant, that is, any dependence on temper-

ature is of higher order in coupling constant. In Ref. [19] it has been shown that coupling to environment induces some geometric and nongeometric corrections to Berry phase (BP) of a spin-half system which is in an adiabatically slow rotating magnetic field. Moreover, it has been argued that BP can be observed only in experiments whose time scale, on one hand, is slow enough to ignore nonadiabatic correction, and fast enough, on the other hand, to restrain dephasing from deleting all phase information. Existence of such a finite (adiabaticity) time scale for GP, indeed, has been shown to be a general feature of open quantum systems [15, 20]. Some other related studies about decoherence effects on GP can be found in Refs. [21, 22, 23, 24].

The models.—In this paper we consider a simple spin-half particle in a magnetic field $\vec{B}(t)$ which is weakly coupled to an environment (a thermal bath, for example, consisting of photons) in temperature T . We are mainly interested in finding thermal effects of environment on GP of the system. To be specific, here, we follow the kinematic definition of GP [13]. If density matrix of the system evolves as $\varrho(0) \rightarrow \varrho(t) = \sum_i p_i(t) |w_i(t)\rangle \langle w_i(t)|$, where $t \in [0, \tau]$ and $p_i(t)$'s ($|w_i(t)\rangle$'s) are eigenvalues (eigenvectors) of $\varrho(t)$, then GP acquired by this state during this interval reads as follows

$$\Phi = \arg \sum_i [p_i(0)p_i(\tau)]^{\frac{1}{2}} \langle w_i(0) | w_i(\tau) \rangle e^{-\int_0^\tau \langle w_i(t) | \dot{w}_i(t) \rangle dt}. \quad (1)$$

Throughout this paper we always consider GP in $\bmod 2\pi$. To use this relation one must solve the eigenvalue problem for density matrix of the system to find eigenvalues as well as corresponding eigenvectors.

Before starting discussion about coupling of environment and the system in a relatively realistic model, let us illustrate a couple of simple examples which can reveal some features of more complicated ones. As the first example, suppose that due to interaction with environment, our system which is a spin-half particle initially is prepared in the thermally impure state $(1 - \epsilon)|+\rangle_n \langle +; 0| + \epsilon \varrho_{\text{th}}$, where $|+; t\rangle_n = \begin{pmatrix} \cos \frac{\vartheta(t)}{2} e^{-\frac{i}{2}\varphi(t)} \\ \sin \frac{\vartheta(t)}{2} e^{\frac{i}{2}\varphi(t)} \end{pmatrix}$ is an eigenvector of $\mathbf{n} \cdot \vec{\sigma}$, $\mathbf{n} = (\sin \vartheta \cos \varphi, \sin \vartheta \sin \varphi, \cos \vartheta)$, $\varrho_{\text{th}} = \lambda |+\rangle_n \langle +; 0| + (1 - \lambda) |-\rangle_n \langle -; 0|$, $\frac{\lambda}{1-\lambda} = e^{-\Delta/T}$ (we work in the natural units of $\hbar \equiv k_B \equiv 1$), Δ is energy gap of the system, and for simplicity we take $\vartheta(t) = \vartheta(0)$ and $\varphi(t) = \omega_0 t$. Now let us

*Electronic address: rezakhani@isi.it

†Electronic address: zanardi@isi.it

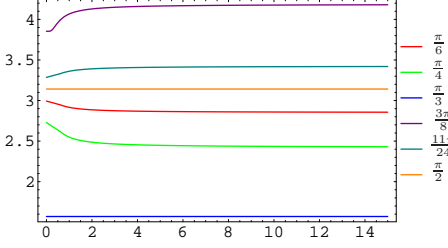


FIG. 1: GP vs. temperature for different ϑ . Here, we have taken $\epsilon = 1/3$ and $\Delta = 1$.

assume that the density matrix of the system has the following (unitary) evolution during the time $t \in [0, \frac{2\pi}{\omega_0}]$

$$[(1 - \epsilon) + \lambda\epsilon]|+; t\rangle_n \langle +; t| + (1 - \lambda)\epsilon|-; t\rangle_n \langle -; t|. \quad (2)$$

By using the general formula (1) one can easily obtain the GP acquired by this state after its cyclic evolution as follows

$$\Phi = \pi + \arctan(\tan(\pi \cos \vartheta)[1 - 2\epsilon/(1 + e^{-\Delta/T})]). \quad (3)$$

Figure 1 shows that depending on the value of ϑ GP may decrease or increase with temperature. Next we will see that GP shows such a behavior even in more complicated systems.

As the second example, let us consider two coupled spin-half particles, one of which driven by a time varying magnetic field, with the Hamiltonian

$$H(t) = \frac{1}{2}\vec{B}(t) \cdot \vec{\sigma}_1 + J(\sigma_{+1}\sigma_{-2} + \text{H.c.}), \quad (4)$$

where $\vec{\sigma} = (\sigma_1, \sigma_2, \sigma_3)$ and $\sigma_{\pm} = \frac{1}{2}(\sigma_1 \pm i\sigma_2)$ are Pauli matrices, and the indices 1 and 2 stand for subsystems 1 and 2, respectively. The magnetic field is considered to be $B\mathbf{n}(t)$, where $\mathbf{n}(t)$ has a form as in the previous example but it rotates around the z -axis adiabatically. In fact, in this simple case the second particle can be taken as an environment which is coupled to our system of interest. Eigenvalues (E_j) and instantaneous eigenvectors ($|\Psi_j(t)\rangle$) of this Hamiltonian can be found simply as follows

$$E_{1(3)} = -E_{2(4)} = \sqrt{1 + \frac{\kappa^2}{2} \pm \frac{\kappa}{2}\sqrt{\kappa^2 + 4\sin^2 \vartheta}}, \quad (5)$$

$$|\Psi_j\rangle = \frac{1}{\sqrt{N_j}}(a_j|\uparrow\downarrow\rangle + b_j|\uparrow\uparrow\rangle + c_j|\downarrow\downarrow\rangle + d_j|\downarrow\uparrow\rangle), \quad (6)$$

where $d_j = \frac{\kappa \sin \vartheta (\cos \vartheta - E_j)}{E_j^2 - \cos 2\vartheta} e^{i\omega_0 t}$, $b_j = -\frac{E_j + \cos \vartheta}{\sin \vartheta} d_j e^{-i\omega_0 t}$, $a_j = \sin \vartheta e^{-i\omega_0 t}$, $c_j = E_j - \cos \vartheta$, $N_j = |a_j|^2 + b_j^2 + c_j^2 + |d_j|^2$, and $\kappa = \frac{2J}{B}$. In Ref. [25], BP's of the subsystems for all eigenvectors have been calculated, and it has been shown that the BP of the composite system is sum of the BP's of the two subsystems. Here we suppose that the composite system is in the thermally diluted state $\rho_j = (1 - \epsilon)|\Psi_j\rangle\langle\Psi_j| + \epsilon\rho_{\text{thermal}}$, in which $\rho_{\text{thermal}} \propto e^{-H/T}$. We are interested in calculating BP of the subsystem 1 to see how it is affected by this simple thermalization. By a simple calculation it can be seen that in Schmidt decomposition of eigenvectors coefficients are time independent, $|\Psi_j(t)\rangle = \sum_{\alpha} \sqrt{p_{\alpha}^j} |F_{\alpha}^j(t)\rangle_1 |f_{\alpha}^j(t)\rangle_2$. This

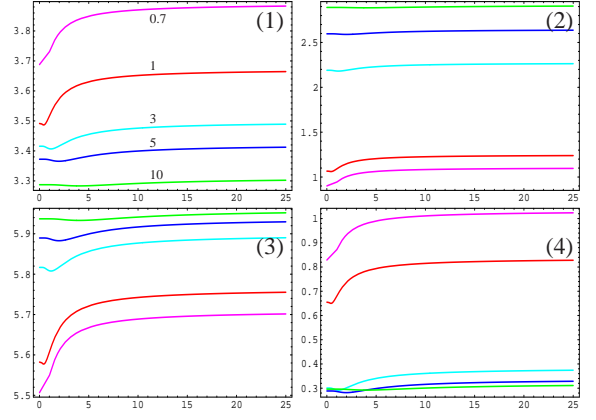


FIG. 2: BP of the subsystem 1 vs. temperature, obtained from ρ_1^j , $j = 1, 2, 3, 4$, for $\vartheta = \pi/4$, with $\epsilon = 0.1$. Different colors show different values of the coupling constant κ as denoted in (1).

fact in turn results into the reduced density matrix $\rho_1^j(t) = \text{tr}_2(\rho_j) = \sum_{i\alpha} \tilde{p}_{\alpha}^i |F_{\alpha}^i(t)\rangle\langle F_{\alpha}^i(t)|$ for the subsystem 1, in which for $i = j$ we have $\tilde{p}_{\alpha}^j = [1 - \epsilon + \epsilon e^{-E_j/T} / \text{tr}(e^{-H/T})] p_{\alpha}^j$ and $\tilde{p}_{\alpha}^i = \epsilon e^{-E_i/T} p_{\alpha}^i / \text{tr}(e^{-H/T})$ otherwise. To calculate BP of this density matrix we use the idea of purification

$$\Phi_{\text{Berry}}(\rho_1^j(t)) = \Phi_{\text{Berry}}(|\Upsilon^j(t)\rangle_{1a}), \quad (7)$$

where $|\Upsilon^j(t)\rangle_{1a} = \sum_{i\alpha} \sqrt{\tilde{p}_{\alpha}^i} |F_{\alpha}^i(t)\rangle_1 |a_{\alpha}^i\rangle_a$ is a purified state obtained from $\rho_1^j(t)$ by attaching an ancilla a . By using this purification and considering constancy of the coefficients of Schmidt decompositions, it can easily be concluded that

$$\Phi_{\text{Berry}}(\rho_1^j) = \sum_{i\alpha} \tilde{p}_{\alpha}^i \Phi_{\text{Berry}}(F_{\alpha}^i), \quad (8)$$

where $\Phi_{\text{Berry}}(F_{\alpha}^i) = i \int_0^{\frac{2\pi}{\omega_0}} \langle F_{\alpha}^i(t) | \dot{F}_{\alpha}^i(t) \rangle dt$. Figure 2 illustrates BP of the subsystem 1 during a cyclic evolution, for $j = 1, 2, 3, 4$. As is seen, after a decrease for some temperature range, when temperature increases BP increases as well. Figure 3 shows that the more the composite system is thermal the lower the value of BP is. However, even in this case the general behavior of BP vs. temperature is as in Fig. 2.

Now let us consider a more realistic case in which the spin is interacting with a thermal environment. It is known that when the spin is not isolated its dynamics is much more involved. When the magnetic field is not time-varying, interaction with environment generally induces energy and phase

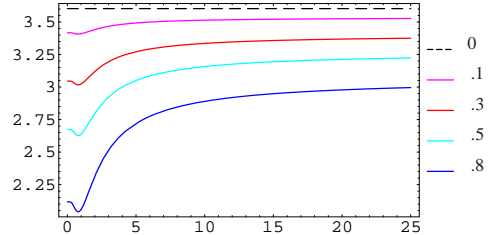


FIG. 3: BP vs. temperature for different values of ϵ . Here, we have taken ρ_1^1 , and $\kappa = 2$, $\vartheta = \pi/4$.

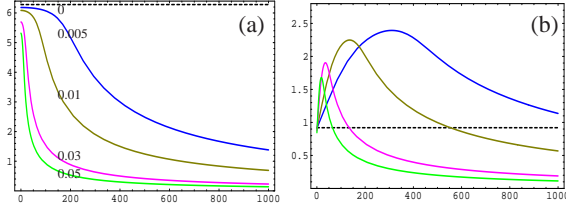


FIG. 4: GP vs. mean number of photons in environment. Here, $\omega_0 = 2$, $\vartheta = \frac{\pi}{2}$ (a), $\frac{\pi}{2} + \frac{\pi}{4}$ (b), and different colors denote different values of the coupling constant κ , as in (a).

relaxation processes (with the time scales T_1 and T_2 , respectively), in addition to a Lamb shift of energy levels (δE_{Lamb}) [26]. It is natural to expect that when dephasing is the leading regime of the interaction no GP effect could be observed [19]. However, in the weak coupling limit, defined by $B \gg T_2^{-1}$, in experiment time scale τ these effects can be seen if both adiabaticity condition $B \gg \tau^{-1}$ and no-dephasing regime condition $\tau \lesssim T_2$ can be satisfied simultaneously [19]. To fulfill these conditions, in our discussion we assume that the field varies adiabatically on a closed loop in parameter space in time τ . Moreover, we also suppose that the time scale on which typical correlation functions of environment decay, t_{env} , is much smaller than τ and all dissipation-induced time scales, i.e., $t_{\text{env}} \ll \tau, T_{\text{diss}} = \min\{T_1, T_2, \delta E_{\text{Lamb}}^{-1}\}$. These assumptions enable us to use Markovian approximation in the form of Lindblad-type master equation as follows [27]

$$\dot{\varrho} = -i[H, \varrho] + \frac{1}{2} \sum_k \left([\Gamma_k, \varrho \Gamma_k^\dagger] + [\Gamma_k \varrho, \Gamma_k^\dagger] \right), \quad (9)$$

where H is the effective Hamiltonian of the (open) system and Γ_k 's are quantum jump operators describing system-environment coupling. Magnetic field is supposed to be in the direction $\mathbf{n}(t) = (\sin \vartheta \cos \varphi(t), \sin \vartheta \sin \varphi(t), \cos \vartheta)$, where $\varphi(t) = \omega_0 t$, and $\tau = \frac{2\pi}{\omega_0}$ is the time for completion of a loop. The Hamiltonian of the system is $H(t) = \frac{1}{2} \vec{B}(t) \cdot \vec{\sigma}$, where $\sigma_3 = |e\rangle\langle e| - |g\rangle\langle g| \equiv \begin{pmatrix} 1 & 0 \\ 0 & -1 \end{pmatrix}$, in which $|g\rangle$ ($|e\rangle$) is the ground (excited) state of the system in the absence of external magnetic field. For such an open system the quantum jump operators are $\Gamma_1 = \sqrt{\kappa(\bar{n}+1)}|g\rangle\langle e|$, which describes spontaneous and stimulated emission into environment, and $\Gamma_2 = \sqrt{\kappa\bar{n}}|e\rangle\langle g|$, which is the corresponding absorption from the bath, where $\bar{n}(\omega_0, T) = (e^{\omega_0/T} - 1)^{-1}$ is the mean number of photons in the bath. Master equation in the Lindblad form usually can be applied for time independent Hamiltonians under Markovian conditions. The simpler case in which the Hamiltonian of the system is $\frac{1}{2}\omega_0\sigma_3$, a constant magnetic field along z axis, has been studied earlier in Ref. [14], and to first order in coupling constant κ , mean GP has been calculated. It has been shown that up to this order no thermal correction appears in GP, that is, any dependence on temperature (through \bar{n}) is of higher order in κ . Figure 4 depicts temperature dependence of GP for two values of $\vartheta = \pi/2, 3\pi/4$ and different values of the coupling constant κ . For the values $\vartheta < \frac{\pi}{2}$ the case is similar to $\vartheta = \frac{\pi}{2}$. When $\vartheta \leq \frac{\pi}{2}$, this figure shows a decrease in GP with temperature, whereas for $\vartheta > \frac{\pi}{2}$

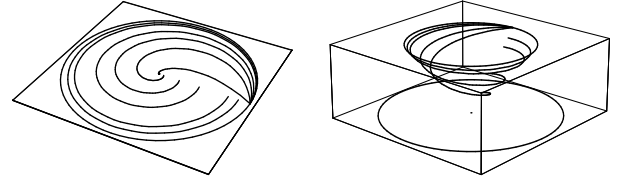


FIG. 5: The path traversed by tip of Bloch vector of the spin starting from $\vartheta = \frac{\pi}{2}$, for $\bar{n} = 0, 1, 5, 10, 20, 80$ (left), and $\vartheta = \pi/4$, for $\bar{n} = 0, 1, 5, 10, 20$ (right). In both figures, we have set $\kappa = 10^{-2}$, $B = 10^3$, and $\omega_0 = 2$.

GP can also show an increasing for some temperature range, whose size decreases when κ increases.

Now, let us consider the general case with a time varying magnetic field, as explained above. To be able to use the Lindblad master equation we change our reference frame and go to the diagonal frame in which the Hamiltonian has the simple time independent form $h\sigma_3$, where $h = \frac{1}{2}B\sqrt{\sin^2 \vartheta + (\cos \vartheta - \omega_0/B)^2}$ [21]. Here it is worth noting that another alternative method to consider the problem is to define an adiabatic Hamiltonian [28], which in the absence of interaction with environment shows the BP effect. In this way, in contrast to the rotating frame method, only the length of magnetic field changes. The results of this method have been shown to be equivalent to the rotating frame method in the first order of the rotation frequency [23]. Density matrix of the system in the diagonal frame, denoted by $\tilde{\varrho}$, is related to the density matrix in lab frame as $\varrho(t) = e^{-\frac{i}{2}t\omega_0\sigma_3}V\tilde{\varrho}(t)V^\dagger e^{\frac{i}{2}t\omega_0\sigma_3}$, where $V = \alpha_-\sigma_1 + \alpha_+\sigma_3$, and $\alpha_{\pm} = \sqrt{\frac{1}{2} \pm \frac{1}{4h}(B \cos \vartheta - \omega_0)}$. The explicit form of master equation in this frame is as follows

$$\dot{\tilde{\varrho}} = -i[h\sigma_3, \tilde{\varrho}] + \kappa(\bar{n}+1)(2\sigma_-\tilde{\varrho}\sigma_+ - \tilde{\varrho}\sigma_+\sigma_- - \sigma_+\sigma_-\tilde{\varrho}) + \kappa\bar{n}(2\sigma_+\tilde{\varrho}\sigma_- - \tilde{\varrho}\sigma_-\sigma_+ - \sigma_-\sigma_+\tilde{\varrho}). \quad (10)$$

For simplicity we have omitted the Lamb shift terms. In fact, the Lamb shift contributes to GP for $\tau \neq 2\pi/\omega_0$ only [14]. These equations can be solved exactly as follows

$$\begin{aligned} \tilde{\varrho}_{11}(t) &= \tilde{\varrho}_{11}(0)e^{-2\kappa t(2\bar{n}+1)} + \frac{\bar{n}}{1+\bar{n}}[1 - e^{-2\kappa t(2\bar{n}+1)}] \\ \tilde{\varrho}_{12}(t) &= \tilde{\varrho}_{12}(0)e^{(-2ih + \kappa(2\bar{n}+1))t}, \end{aligned} \quad (11)$$

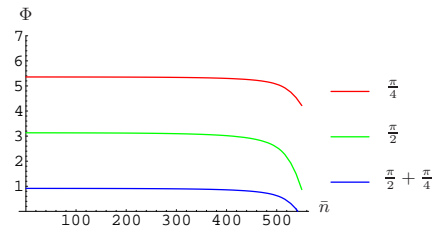


FIG. 6: GP vs. mean number of photons in environment. Here, $\omega_0 = 2$, $\kappa = 10^{-3}$, $B = 10^3$, and the azimuthal angles $\vartheta = \frac{\pi}{4}, \frac{\pi}{2}, \frac{\pi}{2} + \frac{\pi}{4}$ are chosen for this plot.

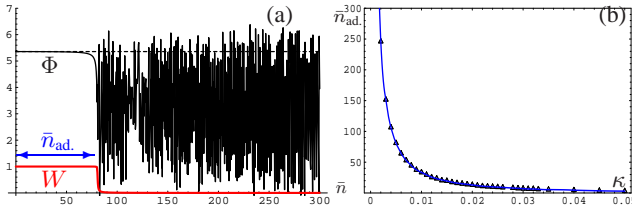


FIG. 7: (a) GP vs. mean number of photons in environment (black) and $W = |\langle w_1(0)|w_1(\tau) \rangle|$ (red). Here, $\omega_0 = 2$, $B = 10^3$, $\kappa = 5 \times 10^{-3}$, $\vartheta = \frac{\pi}{4}$. (b) $\bar{n}_{ad.}$ vs. coupling constant κ . Here, we have set $\omega_0 = 2$ and $B = 10^3$.

where $\tilde{\varrho}_{11}$ ($\tilde{\varrho}_{12}$) is diagonal (off-diagonal) term of $\tilde{\varrho}$. We assume that the initial state of the spin is $|\Psi_0\rangle = \cos \frac{\vartheta}{2}|e\rangle + \sin \frac{\vartheta}{2}|g\rangle$. Unlike the case of unitary evolution of mixed states where the GP can be explained only by length of Bloch vector (r) and the solid angle subtended by it on Bloch sphere (Ω), i.e. $\Phi = -\arctan(r \tan \frac{\Omega}{2})$, in the case of nonunitary evolution these information are not sufficient and GP has a complicated dependence on Bloch vector. However, dynamics of Bloch vector can give an insight about how dissipative mechanisms affect the system. Figure 5 illustrates these effects on Bloch vector of the density matrix. As is seen, in this case the length of the Bloch vector decreases, which characterizes a coherence loss, and, the vector precesses towards the center of the sphere, which is related to dissipation. After going back to the lab frame, to find GP of the state one has to solve the eigenvalue problem of $\varrho(t)$, and plug them in Eq. (1). The explicit form of GP is very tedious, instead, we have plotted results of some special cases in Fig. (6). It shows that for a relatively large temperature interval GP is varying very slowly with temperature. This is in accordance with the result

of Ref. [14]. In addition, Fig. 7(a) shows that when temperature increases gradually GP decreases so that in some threshold value it vanishes. After this value GP shows a rapidly varying behavior. The value of this threshold depends on the parameters of the problem. However, an special and important feature of this figure is that the overlap of $|\Psi_0\rangle \equiv |w_1(0)\rangle$ and $|w_1(\tau)\rangle$, $W = |\langle w_1(0)|w_1(\tau) \rangle|$, as a measure of adiabaticity of the evolution vanishes in the threshold temperature. This shows that after this temperature adiabaticity conditions breaks down. This implies existence of a temperature scale, $\bar{n}_{ad.}$, for the observation of the adiabatic GP. This is similar to the existence of a finite adiabaticity time scale for observation of GP, as pointed out in Ref. [15]. In fact, this similarity between temperature and time can be understood easily by looking back at Eq. (11). Figure 7(b) shows this temperature vs. the coupling constant. As expected, when the coupling constant increases the adiabaticity temperature scale decreases.

Conclusion.—We have studied thermal effects induced by environment on geometric phase, by using some simple models. It has been shown that even in weak coupling and adiabatic limits geometric phase can vary. One of implications of the results of this paper is that in geometric phase experiments in systems which are in contact to dissipative environment care must be taken in correct interpretation of results [29]. The existence of an adiabaticity temperature scale, similar to adiabaticity time scale, puts some constraints on the realization schemes for geometric quantum information processing. This as well can be important in the more realistic investigations of robustness of geometric quantum computation [30].

Acknowledgments.—This work has been supported by EU project TOPQIP under Contract No. IST-2001-39215.

-
- [1] M. V. Berry, Proc. Roy. Soc. London, Ser. A **329**, 45 (1984).
 - [2] A. Shapere and F. Wilczek, *Geometric Phase in Physics* (World Scientific, Singapore, 1989).
 - [3] Y. Aharonov and J. Anandan, Phys. Rev. Lett. **58** 1593 (1987); J. Samuel and R. Bhandari, Phys. Rev. Lett. **60**, 2339 (1988); N. Mukunda and R. Simon, Ann. Phys. (N.Y.) **228**, 205 (1993); E. Sjöqvist *et al.*, Phys. Rev. Lett. **85**, 2845 (2000); K. Singh *et al.*, Phys. Rev. A **67**, 032106 (2003); S. Chaturvedi *et al.*, Eur. Phys. Jour. C **35**, 413 (2004).
 - [4] P. Zanardi and M. Rasetti, Phys. Lett. A **264**, 94 (1999); J. Pachos, P. Zanardi, and M. Rasetti, Phys. Rev. A **61**, 010305(R) (2000); J. A. Jones *et al.*, Nature (London) **403**, 869 (2000); A. Ekert *et al.*, J. Mod. Opt. **47**, 2501 (2000); L. M. Duan, J. I. Cirac, and P. Zoller, Science **292**, 1695 (2001).
 - [5] A. Nazir *et al.*, Phys. Rev. A **65**, 042303 (2002); A. Blais and A. -M. S. Tremblay, Phys. Rev. A **67**, 012308 (2003); P. Solinas, P. Zanardi, and N. Zanghi, Phys. Rev. A **70**, 042316 (2004); S. -L. Zhu and P. Zanardi, Phys. Rev. A **72**, 020301(R) (2005); D. Parodi *et al.*, quant-ph/0510056.
 - [6] A. Uhlmann, Rep. Math. Phys. **24**, 229 (1986); Ann. Phys. (Leipzig) **46**, 63 (1989); Lett. Math. Phys. **21**, 229 (1991).
 - [7] D. Gamliel and J. H. Freed, Phys. Rev. A **39**, 3238 (1989).
 - [8] M. Ericsson *et al.*, Phys. Rev. A **67**, 020101(R) (2003).
 - [9] J. G. Peixoto de Faria *et al.*, Europhys. Lett. **62**, 782 (2003).
 - [10] A. K. Pati, Phys. Rev. A **52**, 2576 (1995).
 - [11] A. Carollo *et al.*, Phys. Rev. Lett. **90**, 160402 (2003).
 - [12] A. Carollo *et al.*, Phys. Rev. Lett. **92**, 020402 (2004).
 - [13] D. M. Tong *et al.*, Phys. Rev. Lett. **93**, 080405 (2004).
 - [14] K. -P. Marzlin, S. Ghose, and B. C. Sanders, Phys. Rev. Lett. **93**, 260402 (2004).
 - [15] M. S. Sarandy and D. A. Lidar, quant-ph/0507012.
 - [16] M. Ericsson *et al.*, Phys. Rev. Lett. **91**, 090405 (2003); P. B. Slater, Lett. Math. Phys. **60**, 123 (2002).
 - [17] A. T. Rezakhani and P. Zanardi, quant-ph/0507280 (to appear in Phys. Rev. A, 2006).
 - [18] X. X. Yi, L. C. Wang, and W. Wang, Phys. Rev. A **71**, 044101 (2005).
 - [19] R. S. Whitney and Y. Gefen, cond-mat/0107359; R. S. Whitney and Y. Gefen, Phys. Rev. Lett. **90**, 190402 (2003); R. S. Whitney *et al.*, Phys. Rev. Lett. **94**, 070407 (2005).
 - [20] M. S. Sarandy and D. A. Lidar, Phys. Rev. A **71**, 012331 (2005); P. Thunström, J. Åberg, and E. Sjöqvist, Phys. Rev. A **72**, 022328 (2005).
 - [21] K. M. Fonseca Romero, A. C. Aguiar Pinto, and M. T. Thomaz, Physica A **307**, 142 (2002).
 - [22] G. De Chiara and G. M. Palma, Phys. Rev. Lett. **91**, 090404

- (2003).
- [23] G. De Chiara, A. Łoziński, and G. M. Palma, quant-ph/0410183.
 - [24] J. Tidström and E. Sjöqvist, Phys. Rev. A **67**, 032110 (2003).
 - [25] X. X. Wang, L. C. Wang, and T. Y. Zheng, Phys. Rev. Lett. **92**, 150406 (2004).
 - [26] R. Alicki and K. Lendi, *Quantum Dynamical Semigroup and Applications*, Lecture Notes in Physics Vol. 286 (Springer, Berlin, 1987); H. Carmichael, *An Open Systems Approach to Quantum Optics*, Lecture Notes in Physics Vol. 18 (Springer-Verlag, Berlin, 1993).
 - [27] G. Lindblad, Commun. Math. Phys. **48**, 119 (1976).
 - [28] J. Vidal and J. Wudka, Phys. Rev. A **44**, 5383 (1991).
 - [29] J. Du *et al.*, Phys. Rev. Lett. **91**, 100403 (2003); M. Ericsson *et al.*, Phys. Rev. Lett. **94**, 050401 (2005); J. Klepp *et al.*, Phys. Lett. A **342**, 48 (2005).
 - [30] I. Fuentes-Guridi, F. Girelli, and E. R. Livine, Phys. Rev. Lett. **94**, 020503 (2005); L. -A. Wu, P. Zanardi, and D. A. Lidar, Phys. Rev. Lett. **95**, 130501 (2005).