

# The General Quantum Interference Principle and the Duality Computer

Gui Lu Long

*Key Laboratory For Quantum Information and Measurements and Department of Physics,  
Tsinghua University Beijing 100084*

*Key Laboratory of Atomic and Molecular Nanosciences,  
Tsinghua University, Beijing 100084, P. R. China*

(Dated: 15, Dec. 2005, submitted to Commun. Theor. Phys.)

## Abstract

In this article, we propose a general principle of quantum interference for quantum system, and based on this general principle of quantum interference we propose a new type of computing machine, the duality computer, that outperforms in principle both classical computer and the quantum computer.

This general principle of quantum interference summarizes existing results on quantum interference and makes several important generalizations. According to it, the very essence of quantum interference is the interference of the sub-waves of a quantum system itself. A quantum system considered here is generalized from a single microscopic particle, to a composite quantum system such as an atom or a molecule, or a loose collection of a few quantum objects such as two independent photons. Interference will occur not only for quantum systems with a single micro-object, but also occurs for quantum systems with several constituent particle, loose or bound.

The quantum computer, under intensive studies worldwide, has only used the particle nature of quantum object. Though it has already been demonstrated to outperform classical computer in certain tasks such as prime factorization, quantum computer has not exploited fully the power of quantum mechanics. It is well-known that quantum system exhibit quantum duality, i.e. a quantum system exhibit both the particle nature and the wave nature. The particle and wave nature of a quantum system are complementary. We propose a new type of computing machine that exploits the particle-wave duality nature of quantum system, **the duality computer**. In this duality computer, the wave of the duality computer are split into several sub-waves and they pass through different routes where different computing gate operations are performed. These sub-waves are then re-combined to interfere to give the computational results.

This duality computer is superior to the quantum computer, which can be viewed as the special case of the duality computer with only one wave path. Salient features of this duality computer are : 1) it can find a marked item from an unsorted database using only a single query. This contrasts not only to the classical computer which solves the same problem with  $O(N)$  number of queries, but also to the quantum computer which requires  $O(\sqrt{N})$  number of queries; 2) Using duality computer, the famous question in computer science whether nondeterministic polynomial complete (NPC) problem is equivalent to polynomial problem, i.e. NPC=P, is solved completely: all NP-complete problems have polynomial algorithms in the duality computer. This result has important significance in mathematics, and computer and other related sciences.

Two proof-of-the-principle designs of the duality computer are presented: the giant molecule scheme and the nonlinear quantum optics scheme.

## I. INTRODUCTION

The particle and wave nature of microscopic object, is one of the most important aspect of the complementarity principle [1]. A microscopic object possesses both the attribute of a particle and the attribute of a wave, and it displays one attribute at some instances and the other attribute in some other instances. The particle-wave duality of microscopic object is a very mysterious feature of quantum mechanics. This is well stated by Feynman in his physics lecture notes [2]

”The quantum interference phenomenon is impossible, absolutely impossible, to explain in any classical way, and it has in it the heart of quantum mechanics”,  
”In reality, it contains the only mystery”.

Classically, waves behave quite differently from particles. A wave travels, and splits into many parts when it passes through slits in a wall. When these wave parts meet again, they join together and interfere, constructively or destructively. If we make some changes in one path, say, change its phase, then the interference pattern will change. In contrast, a particle is something that has a definite position in space-time. These seemingly contradicting properties are all exhibited in the very same microscopic object. Taking the double-slits experiment as an example. Suppose an electron starts from a source  $S$ , ”passes through” a wall with two slits and then hits on a screen. An interference pattern will appear on the screen after sufficient number of particles have been fired. The quotation mark is a reflection of the fact that we do not yet know whether a particle passes through only a single slit, or passes both slits **simultaneously**. What we know is the fact that a particle has passed through the wall and hitted on the screen. Any attempt to try to locate which slit a particle has passed through will eliminate the interference pattern on the screen as shown in the which-way experiment [3]. However without bothering to know which path it passes through, the interference pattern shows up. By varying the phase differences between the two paths, the interference pattern on the screen will change accordingly and in a determined manner.

Interference of light through a double slits was first observed by Young [4], and it has played a vital role in the acceptance of the wave nature of light. With the development of modern technology, interference of electrons through a double-slits has been obtained[5, 6, 7], and the intensity of the electron can be made very weak, so that one can observe only a

single click on the screen at a given time [7]. A click on the screen is a reflection of the particle nature of light.

Dirac made a famous statement [8]: ” **Each photon then interferes only with itself. Interference between two different photons never occurs.**” However, sometimes interference of two photons that come from different sources do occur, for instance in Ref.[9] in which two photons, each from a different independent single photon source, do interfere. It seems that Dirac was wrong. We will see that these phenomenon can be naturally explained in the general interference principle of quantum mechanics. From this general principle of quantum interference, interference can occur only in a single quantum system, but also occur in composite quantum systems such as electrons in an atom, and even in a quantum system with particles loosely distributed without any binding. This principle will explain different interference phenomena in the quantum world in a unified way.

Physics and computing are closely related. A computing machine is any physical system whose dynamical evolution takes it from one of a set of ”input” states to one of a set of ”output” states. It had been long considered that any computing process can be regarded solely as a mathematical process regardless of the specific computer design[10, 11]. This is true for classical computers and it is explicitly stated in the so-called ”Church-Turing hypothesis”

Every ‘function which would naturally be regarded as computable’ can be computed by the universal Turing machine.

Classical computing process is usually irreversible. Landauer stressed the importance of irreversibility in classical computer and gave the minimum amount of energy a classical computer has to dissipate in erasing or throwing away a bit of information[12]. But Bennett showed that classical computation can be made reversible[13]. Benioff has constructed a reversible computer using explicitly quantum dynamics[14]. Feynman pointed out that it was difficult for classical computers to simulate quantum systems efficiently and proposed to simulate quantum systems using quantum computers[15].

Deutsch replaced the subjectively notions such as ”would naturally be regarded” with objective concepts in the Church-Turing hypothesis, and reformulated it into the Church-Turing principle[16]

Every finitely realizable physical system can be perfectly simulated by a universal

model computing machine operating by finite means.

Deutsch further pointed out that the classical universal Turing machine does not satisfy the Church-Turing principle. A universal quantum computer  $\mathcal{Q}$ , however, satisfies this Church-Turing principle.

Thus it began to show that the computing power of a computer depends closely on the realm of the underlying physics principle. We may conjecture that within a given realm of physics, all computing machines operating with the laws of that realm of physics are equivalent. Of course it is true that all classical computers are equivalent, any classical computer can be perfectly simulated by a universal Turing machine with at most a polynomial slowdown. It is also true that all quantum computers are equivalent [17]. However computers in different realm of physics are not equivalent. For instance a computing machine in the classical physics realm will not be equivalent to a computing machine in the quantum mechanics realm. A classical Turing machine can not simulate a quantum system efficiently, whereas a quantum computer can. But among the quantum computers, they are equivalent. The dominance of classical computations has led people to restrict their thinking on the classical computation, and think that computation is solely a mathematical process.

It should be stressed that the nature of a computer should be judged not only by the realm of physics upon which it is operating, but also on the extent to which it has exploited the physics principles of that realm of physics. An electric classical computer working with transistors will be considered the same as a computer working with mechanical means because their underlying physics principles are the same. We will show in this article that the currently worldwide focused quantum computer uses only the particle nature of quantum system, and does not use fully the power of quantum mechanics. Of course, it is superior to classical computer because it has used the superposition principle of quantum mechanics and this has enabled the quantum parallelism in quantum computers. To be exact, the present quantum computer should have been called **quantum particle computer**, and the type of computer we are proposing here should have been called quantum computer. For historical reasons, we will follow the tradition to call these quantum particle computer as quantum computer and call the computing machine we are proposing as **duality computer(DC)**. Incidentally, the basic information carrier in the duality computer is called duality bit or *dubit* for short.

When talking about computational complexity, the NP-complete problem is one benchmark. Problems such as the SATISFIABILITY problem [18] requires steps of computation that scales exponentially with the size of the input. In classical computing theory, it is not known if  $NP=P$ . However it is widely anticipated that NP-complete problem is unlikely to have a polynomial solution. In quantum computer, no polynomial algorithm is found for any NP-complete problem. It is also anticipated that  $NP$ -complete is not equal to  $P$  in quantum computers either.

Duality Computer allows more powerful computing operations than what are allowable for a quantum computer. The essential idea of the DC is that the multi-dubits quantum system is treated as a whole as a single quantum system. The duality nature of the whole system allows us to divide the quantum wave of the system into multiple parts, or paths, just like an electron passes through a double-slits and divides its wave function into two parts. We can perform different gate operations on different parts of the wave. Then the different sub-waves are recombined to form the wave of the duality computer. The result of the computation is then obtained by making a measurement. The duality nature of quantum system offers enormous computing power. The long-term neglect of the duality property in computation is due mainly to the lack of understanding of the quantum interference of quantum systems with many composite components. The quantum duality, or the particle-wave duality, of a single microscopic object is well accepted and understood, but the quantum duality of a composite quantum system is less well understood. This lack of understanding has hindered us from searching more powerful computing machines.

Associated with the quantum duality nature, we also examine other aspects in quantum information, for instance the no-cloning theorem [19]. With quantum duality, though we cannot clone an unknown quantum state, but we can divide the wave of a quantum state into many parts and each of the wave path carries exactly the same unknown quantum state. We must stress that state division operation is a different operation from cloning, and thus it does not contradict the no-cloning theorem.

The article will be organized as follows. In section II, we will present the general quantum interference principle. This includes a reformulation of the quantum interference principle and the generalization to composite quantum systems. In section III we will give a brief review of classical computer and quantum computer. In section IV, we will present a new operation available for duality computing: quantum wave division and quantum wave com-

bination. In section V, we present the major construction of the duality computer. We point out that duality computer provides with us duality parallelism that out enables duality computer to surpass quantum computer. In section VI, we will give, as proof-of-the-principle, two designs of the duality computer: the giant molecule scheme and the nonlinear quantum optics scheme. In section VII, we give duality algorithms for the unsorted database search problem and NP-complete problems. We show that NP-complete = P in duality computer. In section VIII, a concluding remark is given.

## II. THE GENERAL QUANTUM INTERFERENCE PRINCIPLE

Interference phenomenon has been an important stimulus in the development of quantum mechanics. Not only light, but also particles such as electron and atom exhibit interference when passing through a double-slit. The double-slit experiment is the most popularly known experimental foundations of quantum mechanics. Feynman paid great attention to the experiment, and pointed out the essence of quantum mechanics lies in the double-slits experiment.

Here we first give the general quantum interference principle. This principle is partly a summary of already known results, and partly is our generalization.

1. Quantum interference can happen for a quantum system. The quantum system maybe one of the following categories: a single particle such as an electron or fundamental particle, or a composite system with several constituent particles such as an atom or a molecule, or just a collection of many particles with no interactions, or binding at all, such as two independent photons. We call the first two categories as a tight quantum system(TQS), and the latter as loose quantum system(LQS).
2. Quantum systems, TQS or LQS, interfere only with themselves through the interference of the waves describing the whole quantum system. If the wave describing the whole quantum system is divided into more than one path and then recombines, quantum interference may occur.
3. Interference of the waves describing the whole quantum system takes place when the waves coincide in the same region in space and in the same period in time. In other



word, interference takes place at the same space-time location. The total wave describing the whole quantum system is the sum of all the sub-waves.

4. Interference takes place when the waves are indistinguishable in space and in time.
5. The wave of the quantum system is characterized by not only the center of mass motion quantum number such as the wave number, but also other internal degree of freedom of the quantum system such as polarization, spin, isospin and the quantum numbers of the constituent particles etc. If the wave function for other degrees of freedom are identical in all the sub-waves, then we can simply consider the center of mass travelling wave functions.

Sometimes we also refer the wave as the probability amplitude according to its interpretation. Let's study these five criteria for quantum interference one by one. The first criterion is beyond Dirac's statement. There is no doubt that a photon or an electron can only interact with itself. The quantum interference of a composite quantum system have also been experimentally demonstrated by the Vienna group using giant molecules and biological large molecules [20].

The quantum interference of two-photon that are generated from type-II down conversion simultaneously can interfere [21]. The two photons produced in the type-II down conversion was suggested by Shih as a "two-photon" particle, which should be treated at the same footing as a composite particle. A simplified illustration is shown in Fig. 7 of Ref.[21]. In the middle is a nonlinear crystal. Due to type-II down conversion, two photons are generated simultaneously. The frequency of these two photons are not necessarily equal. Here we use different colors to represent that they have different frequencies. One photon, denoted in red, is moving to the left(in red), and after passing through a double-slits screen is detected by detector  $D_1$ . The other photon (in blue color) is moving to the right and is detected by detector  $D_2$  after passing through a single slit in screen  $S_2$ . When observing the coincidence measurements of the two detectors, interference pattern is observed in the plot of the coincidence number versus the vertical position of detector  $D_2$ . This interference phenomenon can be understood in the following way. The two photons can be generated in several different possible positions. After generation they travel to the left and right respectively either through the upper path, denoted by the dotted lines, or through the lower path, denoted by the solid lines. Sub-waves from these two paths are indistinguishable at

the detector. Hence they form interference. Thus it is really the interference of the same quantum system, the system with two photons generated in the type-II down conversion. There is no interference between the red photon and the blue photon. These two photons is a generalized composite particle system just like an atom or a molecule. Different from a usual composite particle such as an atom, the constituent particles such as the two photons are not combined together, and the distance between them is changing. Whereas in an atom, the constituent particles are combined together and are located in the same area in space.

It is also interesting to point out that the interference pattern can also be observed if a delayed measurement is performed on the right hand in detector  $D_2$ .  $D_2$  can be placed in a position that is farther away from the BBO crystal than that between  $D_1$  and the crystal. Hence the red photon is detected first, and the blue photon is detected later. There is no interference in the plot of the counts in detector  $D_1$  versus the vertical position. However, if the coincidence of the two detectors is made, with suitably chosen delay time according to the geometry of the experimental setup, interference pattern is seen clearly. This has been indeed observed in experiment by Shih's group[21].

The second criterion is a rephrasing of Dirac's statement for a single photon in terms of wave functions and a generalization to quantum system with multiple particles. For a single quantum particle such as a photon, the interference takes place only by itself through its wave functions or amplitude probabilities. For instance, when it passes through a double-slits, the wave function of a photon is divided into two parts, and they then recombine at the spot on the screen. The wave function of the photon is a function of both the position, and the photon polarization. Suppose the two slits in the screen are identical in every aspects, then the quantum wave function  $|\psi\rangle$  will be splitted into two parts with equal coefficients,

$$\frac{1}{2}|\psi_u(t)\rangle|\chi\rangle = \frac{1}{2}|\psi_u(t), \chi\rangle,$$

on the upper path and

$$\frac{1}{2}|\psi_d(t)\rangle|\chi\rangle = \frac{1}{2}|\psi_d(t), \chi\rangle$$

on the lower path where the coefficients have been renormalized to give the right intensity.  $|\chi\rangle$  represents the polarization wave function of the photon. The internal wave function has the same form in the upper and lower paths because we have assumed that the two paths do not affect the internal wave function. This degree of freedom is usually ignored in

double-slits experiment with photons. In the neutron interference experiment however, this degree of freedom has been taken into consideration explicitly[22].

The difference between the two kinds of complex systems is that for the giant molecule, the whole system as a whole moves like a single particle, for instance when passing through a double-slits, there are two possibilities, either from the upper slit or from the lower slit, while the two independent photons do not have this combined behavior while in motion, and there will be four possibilities when the two photons pass through a double-slits, either both pass through the upper slit, or the lower slit, or photon A passes through the upper and the photon B passes through the lower slit, or the photon A passes through the lower slit and the photon B passes through the upper slit. As long as they satisfy the conditions for interference, quantum interference will take place.

Now I generalize the double-slits experiment into multiple-slits. When there are  $d$ -slits on the wall, a quantum wave passing through the wall will be divided into  $d$  sub-waves. We assume that these slits are identical, then at positions near the slits just after the wall, each sub-wave is have  $\frac{1}{d}|\psi\rangle$ . Here again a renormalization of the coefficients has been taken so that if the  $d$  sub-waves recombine with the same phase at the detector, they will add up constructively to give  $|\psi\rangle$ . Hence a three-slits wall will divide a wave into 3 parts, each with  $1/3|\psi\rangle_i$  where the subscript  $i$  indicates the path number. However this information should not be available at the detector, otherwise the interference pattern will disappear. If one of the slits, say slit 1 is distinguishable from the other two paths, the sub-wave on path 1 becomes  $\sqrt{1/3}|\psi\rangle_1$  whereas the other two sub-waves becomes  $1/2\sqrt{2/3}|\psi\rangle_2$  and  $1/2\sqrt{2/3}|\psi\rangle_3$  respectively. Then on the screen, we should have a combined result of the incoherent summation of a single-slit electron pattern with  $1/3$  of the total intensity together with an interference result from slit 2 and slit 3 with  $2/3$  of the total intensity. This can be realized if we let the spin polarization at slit 1 in spin up state and at slits 2 and 3 in spin down state. If we have all the path information, then there will be no interference at all, just like what happens in the which-way experiment.

Criterion 3 is the necessary condition for interference, just like that for classical waves. The wave train has a limited length, which maybe different for different systems. For instance, for the down-conversion produced photons[23], the wave train maybe  $16\mu m$  long and has a time span of about  $100fs$ . My intuition is that interference will be the strongest if all the waves coincide closely in space and synchronize in time.

Criterion 4 further specifies the condition for interference. If the internal states are different, they will not interfere even though they coincide in space and time. It is also a special case of criterion 5 in which all other attributes of the sub-waves are identical. The sub-waves become indistinguishable when all other degrees of freedom become identical and the only difference between the different sub-waves at the coalescing region are the amplitudes and the phases. If the other degrees of freedom are not identical between the different waves, the overlapping between the different waves will vanish and hence produces no interference. For instance, in a double-slits experiment, suppose the sub-wave from the upper slit and the sub-wave from the lower path are made to have different, orthogonal internal states,  $\frac{1}{\sqrt{2}}|\psi_u, \chi_1\rangle$  and  $\frac{1}{\sqrt{2}}|\psi_d, \chi_2\rangle$ . When they join together the total wave become  $|\psi_t\rangle = \frac{1}{\sqrt{2}}|\psi, \chi_1\rangle + \frac{1}{\sqrt{2}}|\psi, \chi_2\rangle$ . Then the probability to find a particle is

$$\langle\psi_t|\psi_t\rangle = \frac{1}{2}\langle\psi, \chi_1|\psi, \chi_1\rangle + \frac{1}{2}\langle\psi, \chi_2|\psi, \chi_2\rangle + \frac{1}{2}\langle\psi, \chi_1|\psi, \chi_2\rangle + \frac{1}{2}\langle\psi, \chi_2|\psi, \chi_1\rangle = \frac{1}{2}\langle\psi, \chi_1|\psi, \chi_1\rangle + \frac{1}{2}\langle\psi, \chi_2|\psi, \chi_2\rangle,$$

where  $\langle\chi_1|\chi_2\rangle = 0$ .

Criterion 5 is very important, and this has been largely neglected before. In addition to the space attribute, a quantum system also has other degrees of freedom such as spin for electron, the polarization for photon, the states of the electrons, nuclei of the atoms inside a fullerene molecule. When a quantum system passes through two identical slits, the wave function in fact has been splitted into the following

$$\frac{1}{2}|\psi_u, \chi\rangle, \tag{1}$$

for the upper slit, and

$$\frac{1}{2}|\psi_d, \chi\rangle, \tag{2}$$

for the lower slit. Here the internal states are identical. They can become different if we apply different operations on the internal degrees of freedom for the different parts. In fact, the disappearance of interference in the which-way experiment is because the internal state of the different paths are different. The internal states in the different paths are in fact orthogonal.

### III. CLASSICAL COMPUTERS AND QUANTUM COMPUTERS

Though logic does not limit the set of computable functions of a computing machine, physics does. In classical computer, all possible computing functions are restricted by the set of computable functions of the universal Turing machine. This limitation is not due to mankind's wisdom in computer design, nor by the ingenuity in constructing models for computation, but is universal. This limitation can only be broken by the use of a different underlying physics, namely the kinds of operations that are allowable in the computing process. Generally, low-level physics is some approximation of a more advanced physics. For instance, Newtonian mechanics can be regarded as the low speed approximation of Einstein's relativistic mechanics, and classical physics is the macroscopic limit of quantum mechanics. Computing machines operating with an advanced physics principle will cover the computing machines operating with a less advanced physics in terms of computing power and other aspects of computation. In a universal quantum computer, quantum parallelism exists, and it adds additional computing power. For instance, Shor's algorithm can factorize a large integer in polynomial time[24]. Grover's algorithm can find a marked item from an unsorted database with  $O(\sqrt{N})$  steps[25, 26], whereas  $O(N)$  steps have to be searched on a classical computer. The types of calculations available for a quantum computer is also restricted by the physics principle, for the unsorted database search problem Grover's algorithm is the fastest that a quantum computer can do[27].

Typically, a quantum computer consists of two components, a finite processor and an infinite memory tape[16]. The computation is performed in steps of fixed time duration  $T$ , and during each step the processor only interacts with a finite part of the memory, and the rest of the memory remains static. The state of  $\mathcal{Q}$  is a unit vector in the space  $\mathcal{H}$  spanned by the simultaneous eigenvectors

$$|x; \hat{n}; \hat{m}\rangle \equiv |x; n_0, n_1, \dots, n_{M-1}; \dots, m_{-1}, m_o, m_1, \dots\rangle, \quad (3)$$

where  $\hat{x}$  is the "address" number of the currently scanned tape location.  $\hat{n}$  is the state of the processor and  $\hat{m}$  is the tape eigenvectors. This is the computational basis states. The dynamics of  $\mathcal{Q}$  is represented by a constant unitary operator  $U$  on  $\mathcal{H}$ .  $U$  specifies the evolution of any state  $|\psi(t)\rangle \in \mathcal{H}$ . The effect of  $U$  on  $\mathcal{H}$  can be represented by

$$\langle x'; \hat{n}'; \hat{m}' | U | x; \hat{n}; \hat{m} \rangle = \left[ \delta_{x'}^{x+1} U^+ (\hat{n}', m'_x | \hat{n}, m_x) + \delta_{x'}^{x-1} U^- (\hat{n}', m'_x | \hat{n}, m_x) \right] \Pi_{y \neq x} \delta_{m_y}^{m_y}, \quad (4)$$

which indicates that the scanning head can move one step to the left or to the right each time.  $\hat{n}'$  and  $\hat{n}$  are the labellings of the processor's internal state, and  $m'_x$  and  $m_x$  are the labellings of the tape that have been involved in the interaction with the processor after and before the tape head movement.

Two models of quantum computer exist. The universal quantum Turing machine resembles straightforwardly the classical universal Turing machine[16]. Similar to the von Neuman's logic circuit network model of classical computer, there is the quantum circuit network model[17]. Yao has showed that the two models of quantum computer are equivalent[17]:

Let  $\mathcal{M}$  be a quantum Turing machine and  $n, t$  be positive integers. There exists a quantum Boolean circuit  $K$  of size  $poly(n, t)$  that  $(n, t)$ -simulates  $\mathcal{M}$ .

A quantum Boolean circuit  $K$  with  $n$  input variables is said to  $(n, t)$ -simulate a quantum Turing machine  $\mathcal{M}$ , if the family of probability distributions  $P_{\tilde{x}}$ ,  $\tilde{x} \in \{0, 1\}^n$  generates  $K$  is identical to the distribution of the configuration of  $\mathcal{M}$  after  $t$  steps with  $\tilde{x}$  as input. Yao also proved that a universal quantum Turing machine can simulate any given quantum Turing machine with only a polynomial slow-down, and hence all quantum Turing machines are computationally equivalent.

Quantum Turing machine model is attractive to computer scientists. To physicists, the quantum computational network model is more attractive. In quantum computational network, there are quantum gates, sources, sinks and unit wires. A quantum computing process can be viewed as a certain number of qubits prepared in some initial states, passing through a series of quantum gates and finally be measured. In a quantum computational network, the evolution is from left to right. All quantum gate operations are unitary. Unitarity is a requirement in quantum mechanics that all observables are hermitian, especially the hamiltonian of the system. A quantum gate operation can be seen as the controlled evolution of the quantum system consisting all the qubits. Suppose that the initial state of a quantum computer is  $|\psi_i\rangle$ . After the action of a sequence of quantum gate operations, the state of the quantum computer becomes  $|\psi_f\rangle$ , and the process can be written as

$$|\psi_f\rangle = G_n G_{n-1} \dots G_1 |\psi_i\rangle, \quad (5)$$

where each  $G_i$  is a gate operation. A gate operation can be an arbitrary unitary operation on the Hilbert space  $\mathcal{H}$  span by the  $2^n$ -basis states of the  $n$  qubits system. After the completion

of the gate operation a projective measurement on the quantum computer is made to read out the result. As is well-known, a certain outcome will appear probabilistically.

The most distinct feature of quantum computation is the quantum parallelism. When acting on the superposition of all the computational basis states with a unitary operation effecting a function  $f$ ,  $U_f$ ,

$$U_f \frac{1}{\sqrt{N}} \sum_{i=0}^{N-1} |i\rangle |0\rangle = \frac{1}{\sqrt{N}} \sum_{i=0}^{N-1} |i\rangle |f(i)\rangle, \quad (6)$$

the quantum computer calculates all the function values of the function  $f$  and puts them in the second register. The right-hand-side of eq. (6) contains the result of an arbitrarily large number  $N$  computations of the function  $f$ , which would require a classical computer  $N$  number of computations to complete.

Unitarity of operations in quantum computer has set very stringent restrictions on the computing power of the quantum computer. For instance, using the unitarity property, it has been shown that Grover's algorithm is optimal for quantum computers[27] in finding a marked state from an unsorted database. Though great computational powers have been delivered by the quantum computer, there are still many limitations. There have been no polynomial solutions to any NP-complete problems so far. In some problems, the quantum computer offers no speedup at all. It seems that the quantum computer maybe efficient in simulating local quantum systems. But it is very restricted in solving general mathematical hard problems. For example, the Grover algorithm only achieves a square-root speedup, and it still scales exponentially with the input size.

Can we do better than quantum computer in computations? The power of a computing machine is ultimately determined by the underlying physics principle. If we restrict ourselves to only classical physics, then we can only have the computing power of a classical Turing machine. Though there have been many efforts in the world to find polynomially quantum algorithms for the NP-complete problems, it seems difficult. We can do better if we go out of the underlying physics realm of quantum computer.

#### IV. THE QUANTUM WAVE DIVIDER AND QUANTUM WAVE COMBINOR

I use the two polarization states of a photon as the two quantum levels of a dubit. A dubit possesses the duality nature of quantum mechanics and thus can allow more operations than

a qubit where it is a special case of a dubit when a dubit takes on only a single path. I denote the horizontal polarization state as  $|0\rangle$  and the vertical polarization state as  $|1\rangle$ . The photon polarization can be rotated through a polarization modulator, for example a Pockel Cell. I denote the effect of such a polarization modulator as  $U_\theta$ , mathematically, it can be expressed as

$$\begin{aligned} U_\theta|0\rangle &= \cos\theta|0\rangle + \sin\theta|1\rangle, \\ U_\theta|1\rangle &= -\sin\theta|0\rangle + \cos\theta|1\rangle. \end{aligned} \quad (7)$$

A phase modulator can effect a given phase to a photon state. It is usually a variable wavelength plate. Its effect can be written as

$$P_\lambda|\psi\rangle = e^{i\lambda}|\psi\rangle. \quad (8)$$

Here the effect is written out as if the dubit has only a single path. When a dubit has two paths, the effects of such devices are only on the specific sub-wave along a path.

A beamsplitter is a very common optics component. There are two kinds of beamsplitters: the ordinary beamsplitter or beamsplitter for short, and the polarization beamsplitter. A beamsplitter is insensitive to the photon polarization states, whereas the polarization beamsplitter is sensitive to the polarization of the photon. A beamsplitter with two input modes  $a$  and  $b$  and two output modes  $c$  and  $d$  is shown at the bottom left of Fig.1a. When a photon enters a beamsplitter from one port, depending on which side the photon hits the beamsplitter, it transforms the photon state into

$$\begin{aligned} |a\rangle &\longrightarrow i\cos\theta|c\rangle + \sin\theta|d\rangle, \\ |b\rangle &\longrightarrow \sin\theta|c\rangle + i\cos\theta|d\rangle. \end{aligned} \quad (9)$$

For a 50-50 beamsplitter,  $\theta = \pi/4$ . Then its transformation is

$$\begin{aligned} |a\rangle &\longrightarrow \frac{i}{\sqrt{2}}|c\rangle + \frac{1}{\sqrt{2}}|d\rangle, \\ |b\rangle &\longrightarrow \frac{1}{\sqrt{2}}|c\rangle + \frac{i}{\sqrt{2}}|d\rangle. \end{aligned} \quad (10)$$

It means that a 50-50 beamsplitter reflects half of the time the photon and transmits the photon half of the time. The reflected part has additionally a half  $\pi$  phase factor:  $e^{\frac{i\pi}{2}} = i$ .



Suppose a photon enters a beamsplitter from input mode  $a$ , after the beamsplitter, the state of the photon becomes

$$\frac{i}{\sqrt{2}}|c\rangle + \frac{1}{\sqrt{2}}|d\rangle.$$

This resembles exactly the case of a double-slits in which the path information is known: we know the information of which path the photon will take if we place a detector far away from the beamsplitter on each side of the beamsplitter. In this case, the two sub-waves of the output ports do not recombine so no interference occurs between the two output mode of the beamsplitter. To resemble a double-slits interference, we have to eliminate the path information, and we need another beamsplitter arranged in a Mach-Zehnder interferometer as shown in Fig 2b, then at the detector  $D_f$  interference of the sub-waves takes place. The state of the photon goes the following changes leading to the detector

$$|a\rangle \longrightarrow BS_1 \begin{array}{l} \nearrow i\sqrt{\frac{1}{2}}|c\rangle \rightarrow M_1 \rightarrow i\sqrt{\frac{1}{2}}|c\rangle \\ \searrow \sqrt{\frac{1}{2}}|d\rangle \rightarrow M_2 \rightarrow \sqrt{\frac{1}{2}}|d\rangle \end{array} \nearrow BS_2 \rightarrow \left( i\sqrt{\frac{1}{2}}\sqrt{\frac{1}{2}} + \sqrt{\frac{1}{2}}i\sqrt{\frac{1}{2}} \right) |f\rangle = i|f\rangle. (11)$$

Here the two sub-waves interfere constructively at the detector  $D_f$ . It is clear, the sub-waves from the two paths each contributes 1/2 to the total wave at the detector. To simulate the double-slits experiment, we can vary the phase factor in one of the arms as shown in Fig.1b, then the wave function at the experience the following changes

$$|a\rangle \longrightarrow BS_1 \begin{array}{l} \nearrow i\sqrt{\frac{1}{2}}|c\rangle \rightarrow M_1 \rightarrow P_\lambda \rightarrow ie^{i\lambda}\sqrt{\frac{1}{2}}|c\rangle \\ \searrow \sqrt{\frac{1}{2}}|d\rangle \rightarrow M_2 \longrightarrow \sqrt{\frac{1}{2}}|d\rangle \end{array} \nearrow BS_2 \rightarrow i \left( \frac{1+e^{i\lambda}}{2} \right) |f\rangle + \left( \frac{1-e^{i\lambda}}{2} \right) |e\rangle (12)$$

As  $\lambda$  changes from 0 to  $\pi$  and  $2\pi$ , we have at the detector a maximum, then a minimum and then another maximum, which resembles perfectly a double-slits experiment. In detector  $D_e$ , we see a complementary result. Thus we see a Mach-Zehnder interferometer is identical to a double-slits apparatus. Thus in the following we will use interchangeably the double-slits and the Mach-Zehnder interferometer to describe the physical realization schemes of the duality computer.

**A quantum wave divider** is a device that divide a quantum wave into several sub-waves, and each sub-wave possesses the same internal quantum state numbers. Let a particle passing through a double-slits, there are only two paths: one from the upper slit and the other from the lower path. Sub-waves from these two paths will interfere at the screen where they become indistinguishable. In addition to the path information, a particle has

also internal degrees of freedom, for instance a photon has polarization and an electron has spin. During the process of the particle passing through the double-slits, the internal degrees of freedom remains the same ( $a|0\rangle + b|1\rangle$ ), the only thing that is different is the spacial information. Hence the upper wave maybe written as

$$|\phi_u\rangle = \frac{1}{2}(a|0\rangle + b|1\rangle)|\psi_u\rangle, \quad (13)$$

whereas the low-path wave function is

$$|\phi_d\rangle = \frac{1}{2}(a|0\rangle + b|1\rangle)|\psi_d\rangle. \quad (14)$$

It is interesting to note that here we have two sub-waves that has exactly the same internal states. Their only difference is in the spatial mode. It is not a clone of the state of one particle onto another particle, **it is a division of state of the same particle**. When there are multi-slits in the wall, the quantum wave of the particle will be divided into multiple sub-waves. Again each sub-wave has the same internal states.

The above discussion may seem trivial. An extension to a giant molecule is significant. Suppose a giant molecule has  $n$  spin-1/2 nuclear spins. Each nuclear spin is used as dubit. Then the states of these  $n$  nuclear spins form the internal state of the giant molecule  $|\chi_n\rangle$ . When the giant molecule passes through a double-slit, the wave is divided into two sub-waves,  $|\psi_u\rangle|\chi_n\rangle$  and  $|\psi_d\rangle|\chi_n\rangle$ . The internal state of these sub-waves are identical. This is a special design of a quantum wave divider. We can generally assume that for a quantum system with many particles, we can divide the total quantum wave into several sub-waves with identical internal wave function. A quantum wave divider (QWD) state divides, or replicas the internal wave function of a quantum system. This is possible when we use the quantum duality property. This important ingredient is missing in a quantum computer. Whereas, quantum interference is more fundamental and at the heart of quantum mechanics, hence duality computer can provide more computing power than quantum computer.

**A quantum wave combinator(QWC)** is a device that does the reverse effect of a quantum wave divider: it combines the sub-waves of a quantum system into a single wave. For instance two sub-waves from a double-slits combine at the screen and interference occurs. In general we assume such a device can be built for a given quantum system. QWD and QWC are crucial for duality computer. When a quantum system is not measured, it behaves like a wave, can be divided or combined, and when it is measured it behaves like a particle. In this article we represent them using symbols as shown in Fig.2.

Before going to a general DC, we demonstrate the use of a single dubit to perform duality computing. After the QWD, the state of a dubit  $a|0\rangle + b|1\rangle$  is divided into two sub-waves passing in two different paths. On each path, we perform some gate operation, which is composed of a series of unitary gate operations, on the dubit. For instance we can perform only a unitary operation  $U$  on the upper path, and the upper sub-wave becomes

$$|\psi'_u\rangle = \frac{1}{2}U(a|0\rangle + b|1\rangle) = \frac{1}{2}(a'|0\rangle_u + b'|1\rangle), \quad (15)$$

where we have omitted the spatial part of the sub-wave. At the screen the two sub-waves combine to form the wave

$$|\psi\rangle_f = \frac{a+a'}{2}|0\rangle + \frac{b+b'}{2}|1\rangle. \quad (16)$$

After measurement, the result is then read out.

Wootters and Zurek have shown that quantum state can not be cloned[19]. In a cloning process, it is to clone the quantum state of one particle onto another different particle. In this splitting of quantum state in a double-slits, it is self division of the quantum state on different spatial degrees freedom, however the whole wave, both the internal wave and the spatial wave together represent the state of the particle.

## V. THE DUALITY COMPUTER

A duality computing machine uses the particle-wave duality property of quantum mechanics for computation. In a duality computer, the wave functions of the multi-dubit duality computer can split into two paths. If there is only one path, then the duality computer reduces to quantum computer which is under extensive study worldwide.

Two components are crucial in duality computer: the QWD and the QWC, as have been introduced in previous section. For a single particle quantum system, a QWD is just a beamsplitter or a double-slits. When a photon passes it, there are 50% probability to be reflected and 50% probability to be transmitted through the beamsplitter. But for a multi-photon quantum system, a QWD is much more complicated, and I shall give a specific implementation of a QWD in later section. After the QWD, the wave splits into two sub-waves in different paths. We can perform gate operations on each wave separately. Then the two sub-waves are combined in a QWC so that interference may take place. The result

of the calculation can be read out by a final measurement. For a single quantum particle, a QWC is just the screen in a double-slits experiment. However for multi-photon system, the construction of QWC is complicated and examples will be given in later section.

There are several issues I should like to emphasize.

First, on a single path, the gate operations is assume unitary. Unitary operation is performed on a dubit just as if we were operating on a qubit. As dubit is on constant motion, some modification on the way to perform gate operation should be made. We will discuss this in the giant molecule scheme in the next section. Though the operation in each path is unitary, the operation on the whole duality computer is not. This is not surprising for we are considering only a part of the space. For instance in the Mach-Zehnder interferometer setup, if we just look at one output we sometimes do not observe a photon though a photon is injected into the interferometer. However if we look at both detectors we always observe one when one photon is injected. This is fundamentally different from a quantum computer where every gate operation must be unitary. The whole quantum system takes only a single path. Thus it is apparent that when there is only a single path in a duality computer, it reduces to a quantum computer. The relationship between duality computer, quantum computer and classical computer can be seen as follows: when a duality computer is allowed to compute with only a single path, duality computer reduces to a quantum computer. There is no duality in quantum computer, but superposition and entanglement are still available in quantum computer. If we allow a quantum computer to calculate using only the computational basis states, a quantum computer reduces to a classical computer where no superposition nor entanglement are available.

Secondly, besides the QWD and QWC, the other gate operations are needed to implement the unitary operations in each individual path. It has been proven that a set of basic gate operations is sufficient to construct any unitary operation[28]. It is known that single bit rotation gate and two qubit control not(CNOT) gate form a set of universal gate[29]. This universal set of gate can also be employed in duality computer. Thus a universal set of duality computing gate operations are: the QWD, QWC, 2-dubit CNOT and single bit rotations.

Thus the computing process in a quantum duality computer can be illustrated as follows

$$|\psi\rangle \longrightarrow \text{QWD} \begin{array}{l} \nearrow p_1|\psi_1\rangle \longrightarrow p_1U_1|\psi_1\rangle \searrow \\ \searrow p_2|\psi_2\rangle \longrightarrow p_2U_2|\psi_2\rangle \nearrow \end{array} \text{QWS} \rightarrow (p_1U_1 + p_2U_2)|\psi\rangle. \quad (17)$$

The gate operation  $U_1$  and  $U_2$  are both unitary. They themselves are composed of basic one bit and two bit gate operations. However, when they recombine at the QWS, which leads to

$$p_1 U_1 |\psi_1\rangle + p_2 U_2 |\psi_2\rangle \rightarrow (p_1 U_1 + p_2 U_2) |\psi\rangle, \quad (18)$$

is not unitary. For instance for a symmetric QWD,  $p_1 = p_2 = 1/2$ ,

$$\begin{aligned} \left(\frac{U_1 + U_2}{2}\right)^\dagger \left(\frac{U_1 + U_2}{2}\right) &= \frac{1}{4} (U_1 U_1^\dagger + U_2 U_2^\dagger + U_1 U_2^\dagger + U_2 U_1^\dagger) \\ &= \frac{1}{4} (2I + U_1 U_2^\dagger + U_2 U_1^\dagger) \neq I. \end{aligned} \quad (19)$$

Eqs. (17) or (18) show that the duality computer has a more powerful parallelism, the duality parallelism. One can perform different operations to the sub-waves in different paths. While in quantum computer, this parallelism is absent. Thus in duality computer, both the products of unitary operations and the linear superpositions of unitary operations are permissible. This contrasts to the quantum computer where only the product of unitary operations are allowed. Since every  $2^n \times 2^n$  matrix can be written as linear combination of unitary matrices, therefore a duality computer can implement any type of operations in the Hilbert space.

This is the simplistic duality computer model. Instead of dividing the quantum wave into two sub-waves, we can divide it into multiple sub-waves. Furthermore, the division can also be done for the sub-wave in each path to produce sub-sub-waves. In theory, this division can be performed at an arbitrary level. This further division may provide convenience and additional benefit in solving a specific problem. It will be an interesting investigation to study the computational complexities of the duality computer. We can use the number of paths in a QWD and the levels of use of QWD to describe the structure of a duality computer. For instance we call the DC described in Eq.(17) as a 1-level 2-paths duality computer. If the divider has 3 outputs and in a path, another QWD is used at path 2, then the duality computer will be called a 2 level 3-paths duality computer.

## VI. IMPLEMENTATIONS OF QDC: THE GIANT MOLECULE SCHEME AND THE NONLINEAR QUANTUM OPTICS SCHEME

I give two physical realizations of the duality computer. One is the giant molecule scheme, and the other is the nonlinear quantum optics realization.

### A. The Giant Molecule Duality Computer

A spin-1/2 nuclear spin has two quantum state.  $n$  number of nuclear spins can acts as a  $n$ -dubits duality computer. However if we let these  $n$  dubits to pass through a double-slits device, there are many configurations. Say we have two dubits, then there will be 4 possibilities for the two particles to be measured at a given place on the screen: 1) both pass through upper slits; 2) both pass the lower slits; 3)particle A passes through upper and particle B passes through lower slit; 4) particle A passes through lower slit and particle B passes through the upper slit. What we need for the duality computation are the two paths that both particles go through the upper slit or the lower slit. Hence it is not workable if we simply use  $n$  number of dubits. We need something that bounds all the  $n$  dubits so that they will pass through the upper slit as a whole or pass through the lower slit as a whole. This is the function of QWD. The giant molecule is a good candidate quantum system for such purpose. It has been demonstrated that giant molecules exhibit quantum interference[20] even though the internal states are complicated. Here we use a hypothetical molecule which contains many spin-1/2 nuclear spins with different chemical shifts. The molecule is placed in very low-temperature so that its internal states are in the ground state. Assume that we are able to manipulate single molecule and detect the single nuclear spin state. So that we can also perform computing gate operations on these nuclear spins and do so while they are flying slowly. We can design a duality computer as shown in Fig.3. A giant molecule is moving slowly at extremely low temperature so that all its internal states are in the ground state. We use the many nuclear spins as the dubits. The molecule moves inside a tube. A QWD is a two-branch junction where the molecule may move to either the upper path or the lower path. Or we say that the wave function of the molecule is divided into the upper and lower paths. A QWC is simply the joining of the two tubes into a single tube. We assume that the upper path and he lower path have the same length, so if no operations are performed, the two sub-waves from the paths are always in phase to give constructive interference. The device is placed in a strong static magnetic field. Gate operations are performed using nuclear magnetic resonance(NMR) technology.

Because the dubits are in constant motion, the implementation of the gates is different from that of quantum computer using NMR. Suppose the molecule moves at a constant speed  $v$ . If a radio-frequency(rf) pulse needs be applied for  $t$  times long, then we can let

the molecule to move under such a rf radiation for  $L = vt$  long in the tube. Therefore in this scheme, a gate operation is just like a molecule going through a series of "showers" of rf radiations and free evolutions in the tube. These "showers" of gates can be placed at the single path before the QWD, or in the upper or lower path so that the sub-waves can take. For instance Hadmard-Walsh gate operation

$$|\psi_0\rangle = |0\rangle \equiv |0_1 0_2 \dots 0_n\rangle \longrightarrow \frac{1}{\sqrt{2^n}} \sum_{i=0}^{2^n-1} |i\rangle \quad (20)$$

can be performed by letting the molecule going through a section of the tube with length  $L = vt$  while releasing rf radiations with resonance frequencies of all the dubits as shown in Fig.4. After the molecule passes through the QWD, the quantum wave is divided into two sub-waves travelling in different paths where different unitary gate operations are performed. Thus if a molecule passes through path  $i$ , its internal wave function will change to

$$\frac{1}{2}|\psi\rangle \rightarrow \frac{1}{2}U_i|\psi\rangle, \quad (21)$$

where the subscript refers to the specific path. Then they recombine to give the wave

$$\frac{(U_1 + U_2)}{2}|\psi\rangle. \quad (22)$$

Then by measuring the internal state of the molecule, for instance using a device such as a Stern-Gerlach apparatus, the computation result is read out. In each path, the computing gate operations can be any operation from quantum computation. For instance, if the nuclear spin is used as dubit, then different dubit has different resonance frequency, and dubit can be addressed individually by the specific resonance frequency. As the speed of the molecule is very slow, relativistic effect can be ignored. Technically, it may be difficult as the distance between the double-slits is very small. However it is sufficient to demonstrate the basic principles of duality computer. Here in this scheme, one has to be able to aim at the molecule as it passes the double-slits.

## B. Nonlinear quantum optics realization scheme

### 1. Basic optical components

First we describe some basic optical components: 1) polarization beamsplitter; 2) the dichromatic beamsplitter; 3) parametric down conversion type I; 4) parametric down conversion type II; 5) parametric up-conversion type I; 6) parametric up-conversion type II. The

scheme presented here is for the proof-of-principle purpose, and its practical implementation is difficult. In particular, the efficiency of the up/down conversion is one of the most difficult part in the implementation.

A polarization beamsplitter transmit the vertical polarized light while reflect the horizontal polarized light. When a photon with the following state

$$|\psi\rangle = a|H\rangle + b|V\rangle, \quad (23)$$

hits a polarization beamsplitter, the state changes to

$$a|H\rangle_1 + b|V\rangle_1 \rightarrow a|H\rangle_3 + b|V\rangle_2 \quad (24)$$

as shown in Fig.5.

A dichroic beamsplitter is a device to separate or combine beams of different wavelength. A long wave pass(LWP) dichroic beamsplitter always transmit the longer wavelength wave and reflects the shorter wavelength. A short wave pass(SWP) dichroic beamsplitter always transmits the shorter wavelength and reflects the longer wavelength. When a beam of light with both wavelength  $\lambda_1$  and  $\lambda_2$  enters dichroic beamsplitter, one wavelength is reflected and the other is transmitted. Then the two beams are separated so that we can perform individual operations on a specific wavelength photon, for instance a phase modulation, or a polarization modulation. This is very convenient. When we inverse the directions of the two beams, we can combine the two separated beams so that they become a single beam with different wavelengths. We can use multiple dichroic beamsplitters to separate out individual wavelength photon. Dichroic beamsplitter is different from QWD.

Sum frequency generation(SFG) is a process in which two photons with frequency  $\omega_1$  and  $\omega_2$  respectively are combined to form a single photon with frequency  $\omega_1 + \omega_2$  as shown in Fig.6 for type I up-conversion. There are two types according to the polarization states of the photon. In type-I SFG, the process produces two photons with identical polarizations, whereas in type-II SFG, the polarizations of the two input photons are different. Mathematically, for type-I SFG, we have

$$\begin{aligned} |H\rangle_1|H\rangle_2 &\rightarrow |V\rangle_{12}, \\ |V\rangle_1|V\rangle_2 &\rightarrow |H\rangle_{12}, \end{aligned} \quad (25)$$

as shown in Fig.6, whereas for two photons with arbitrary polarizations, the change is

$$(a_1|H\rangle_1 + b_1|V\rangle_1)(a_2|H\rangle_2 + b_2|V\rangle_2) \rightarrow a_1a_2|H\rangle_{12} + b_1b_2|V\rangle_{12}. \quad (26)$$



For type-II SFG as shown in Fig.7, the changes are

$$\begin{aligned} |H\rangle_1|V\rangle_2 &\rightarrow |H\rangle_{12}, \\ |V\rangle_1|H\rangle_2 &\rightarrow |V\rangle_{12}, \end{aligned} \quad (27)$$

and for two input photons with arbitrary polarization states, the change is

$$(a_1|H\rangle_1 + b_1|V\rangle_1)(a_2|H\rangle_2 + b_2|V\rangle_2) \rightarrow a_1b_1|H\rangle_{12} + b_1a_2|V\rangle_{12}. \quad (28)$$

Here the subscript 12 means the up-converted photon.

Spontaneous parametric down conversion (SPDC) is the inverse process of SFG and it generates two photons with frequencies  $\omega_1$  and  $\omega_2$  on input of a single photon with frequency  $\omega_1 + \omega_2$  as shown in Fig.8. There are also two types of SPDC according to the polarizations of the participating photons. In type-I SPDC, the two outgoing photons have the same polarization states whereas in type-II SPDC, the two outgoing photons have different polarization states. Specifically, for type-I SPDC, the changes are

$$\begin{aligned} |H\rangle_{12} &\rightarrow |V\rangle_1|V\rangle_2, \\ |V\rangle_{12} &\rightarrow |H\rangle_1|H\rangle_2. \end{aligned} \quad (29)$$

For type-II SPDC as shown in Fig.9, the changes are

$$\begin{aligned} |H\rangle_{12} &\rightarrow |H\rangle_1|V\rangle_2, \\ |V\rangle_{12} &\rightarrow |V\rangle_1|V\rangle_2. \end{aligned} \quad (30)$$

When the input photon has an arbitrary polarization, the corresponding changes are will be the combined effects of both the horizontal polarization and the vertical polarization components. For instance, for type-I SPDC with input photon in state  $a|H\rangle_{12} + b|V\rangle_{12}$ , the change is

$$a|H\rangle_{12} + b|V\rangle_{12} \rightarrow a|V\rangle_1|V\rangle_2 + b|H\rangle_1|H\rangle_2. \quad (31)$$

Similar expressions can be written out explicitly for type-II SPDC.

## 2. Basic Unitary Computing Gates

The single qubit gate operations are the phase rotation gate and the rotation gate. In phase rotation gate, denoted by  $P_\lambda$  the wave function acquires a arbitrary phase. Operating

on a state  $a|H\rangle + b|V\rangle$ , it changes the state according to

$$P_\lambda|\psi\rangle = e^{i\lambda}|\psi\rangle = e^{i\lambda}(a|H\rangle + b|V\rangle). \quad (32)$$

This can simply be implemented with a certain amount of wavelength plate.

To rotate the dubit in the 2-dimensional space span by the two orthogonal polarizations, a polarization modulator is sufficient. It rotates the polarization of a photon through angle  $\theta$ , so a rotation operation  $R_\theta$  makes the following changes

$$\begin{aligned} R_\theta|H\rangle &= \cos\theta|H\rangle + \sin\theta|V\rangle, \\ R_\theta|V\rangle &= -\sin\theta|H\rangle + \cos\theta|V\rangle. \end{aligned} \quad (33)$$

The controlled NOT gate is perhaps the most important gate operation in quantum computing and it is also an important gate operation in duality computing. Here we propose a CNOT gate operation scheme using nonlinear quantum optics. It is a straightforward generalization of the method for full Bell-basis measurement used in Ref.[30]. It is shown in Fig.10. Two photons with frequencies  $\omega_1$  and  $\omega_2$  are two inputs. They are in a most general superposition of their polarization basis states

$$|\psi_{in}\rangle = a_{00}|H_1H_2\rangle + a_{01}|H_1V_2\rangle + a_{10}|V_1H_2\rangle + a_{11}|V_1V_1\rangle. \quad (34)$$

The effect of a CNOT gate is to perform an operation that changes the state to

$$|\psi_{in}\rangle = a_{00}|H_1H_2\rangle + a_{01}|H_1V_2\rangle + a_{10}|V_1V_2\rangle + a_{11}|V_1H_1\rangle, \quad (35)$$

that is when the control dubit is in 1(V), the state of the target dubit is flipped. The nonlinear optics scheme works as follows. First the two photons enters four summed frequency generation(SFG) crystals to generate a single photon with the summed frequency  $\omega_1 + \omega_2$ . When they enter the type-I SFG group, the crystal with optic axis aligned in the horizontal direction combines the  $|H_1H_2\rangle$  component to form  $|V_{12}\rangle$ , and the crystal with vertical optic orientation combines the  $|V_1V_2\rangle$  component to form  $|H_{12}\rangle$ . The component  $|H_1V_2\rangle$  and  $|V_1H_2\rangle$  continue to propagate into the type-II SFG crystal group and they combine to produce  $|H'_{12}\rangle$  and  $|V'_{12}\rangle$  respectively. Dichroic beamsplitters, polarization beamsplitters and mirrors are used to separate the different components. Here the state has become

$$a_{00}|H_{12}\rangle + a_{01}|H'_{12}\rangle + a_{10}|V'_{12}\rangle + a_{11}|V_{12}\rangle, \quad (36)$$

and they are in different paths. To achieve the CNOT output state, we need to use the SPDC process to generate two photons with frequencies  $\omega_1$  and  $\omega_2$  respectively and leaving the  $|H_1H_2\rangle$  and  $|H_1V_2\rangle$  components unchanged, but changes the component  $|V_1H_2\rangle$  and  $|V_1V_2\rangle$ . This can be completed by applying the type-I down conversions for  $|H_{12}\rangle$  which produces component  $|H_1H_2\rangle$  and for  $|V'_{12}\rangle$  which produces  $|V_1V_2\rangle$  component respectively. Similarly, the type-II SPDC processes for  $|H'_{12}\rangle$  and  $|V_{12}\rangle$  produces  $|H_1V_2\rangle$  and  $|V_1H_2\rangle$  components respectively. Then the different components are combined and put into two optical paths with frequency  $\omega_1$  and  $\omega_2$  respectively. Hence the final state becomes

$$a_{00}|H_1H_2\rangle + a_{01}|H_1V_2\rangle + a_{10}|V_1V_2\rangle + |V_1H_2\rangle, \quad (37)$$

the desired state.

The most difficult part is the QWD. We cannot simply let  $n$  dubits to pass through a beamsplitter to produce a division of the wave, since there will be  $2^n$  possibilities as has been pointed in the preceding section. We need that the  $n$  dubits system as a whole be divided into two waves. We need the  $n$  dubit photons be generated simultaneously and coherently. First we look at how to produce  $n$  dubit photons coherently using SPDC. It can be realized in the setup as shown in Fig.11. Suppose we have a photon with frequency  $\omega = \omega_1 + \omega_2 + \dots + \omega_n$  and is in state  $|V\rangle$ . Then we let this photon to pass through a type-I SPDC crystal so that it produces two photons in state  $|H_1H'_1\rangle$  where the first photon has frequency  $\omega_1$  and the second photon has frequency  $\omega'_1 = \omega_2 + \dots + \omega_n$ . Then the second photon continues to pass through another type-II SPDC crystal to produce two photons in state  $|H_2V'_2\rangle$ , with the fourth photon having frequency  $\omega'_2 = \omega_3 + \dots + \omega_n$ . After  $n - 1$  such SPDC processes, we produce  $n$  photons of different frequencies. These  $n$  photons can be adjusted so that they arrive in a plane perpendicular to their propagation at the same time. Unitary gate computations can be performed on them using the a series of single dubit operation and the CNOT gate.

Instead of making this  $n$  photon wave to divide into two waves with identical polarization state, we perform the division at the source: we use a beamsplitter before the first SPDC crystal as shown in Fig.12, then the  $n$  photon waves are divided into two identical path waves, where in the upper path the wave is

$$\frac{1}{\sqrt{2}}|H_1H_2\dots H_n\rangle_u, \quad (38)$$

whereas in the lower path the wave is

$$\frac{1}{\sqrt{2}}|H_1H_2\dots H_n\rangle_d. \quad (39)$$

The whole duality computing process can be shown in Fig.13. Then the computing unitary gate operations are performed on the upper and lower paths respectively. Then the two path waves are joined finally at the QWC. Because the two paths have the same optical path, the two waves should add up together, therefore the wave after the QWC is

$$\frac{1}{2} \sum_{i=0}^{2^n-1} (c_{i,u} + c_{i,d})|i\rangle. \quad (40)$$

A QWC can be easily constructed by directing the specific photon from the upper path and the lower path so that they coincide in space and time.

The measurement device is constructed as shown in Fig.14. After the QWD, each photon is guided to a polarization beamsplitter where the horizontal and vertical components are splitted and they further travel to two detectors. One of the two detectors will register a click. We can read out the state of a photon by looking at which detector clicks. If the upper detector clicks, it corresponds to 0, and if the lower detector clicks it corresponds to state 1. Altogether there are  $2n$  detectors, and they corresponds to the bit value of the  $n$  dubits. This measurement is a projective measurement. In this proof-of-principle design, I assume that all the components are ideal and have 100% efficiency. The up and down conversions are also of 100% efficient.

## VII. A SINGLE QUERY UNSORTED DATABASE SEARCH AND POLYNOMIAL ALGORITHM FOR NP-COMPLETE PROBLEMS IN DUALITY COMPUTER

We first present an algorithm that find an marked item from an unsorted database with a single query. This is an exponentially fast search algorithm. Then we show that NP-complete problem can be reduced to unsorted database search, hence NP-complete problem becomes P in duality computer.

### A. A duality computer algorithm for unsorted database search

The unsorted database search problem is a benchmark for computing. To find a marked item from an unsorted database of  $N$  items, a classical computer requires  $O(N)$  steps. A

quantum computer requires  $\sqrt{N}$  steps using the Grover algorithm[25] or an improved algorithm with 100% successful rate[26]. By introducing classical parallelism, the problem can be further speeded up. Using the Brüschweiler algorithm[31],  $O(\ln N)$  steps is required to find the marked state. Using the Xiao-Long algorithm, one needs only a single query to find the marked state[32]. However this speedup is achieved at the cost of more computing resources. Namely now there  $O(N)$  quantum computers working in parallel. In general with  $N_2$  quantum computers working in parallel, the number of queries required to find the marked state is  $O(\sqrt{N/N_2})$  in a parallelized quantum computing[33]. Though these algorithms achieve speedup by using more resources, they are still useful in ensemble quantum computers such as liquid nuclear magnetic resonance [34].

In duality computer, the speedup can be achieved without the use of additional resource. An algorithm is presented as follows.

1. Prepare the state of the duality computer in the equally distributed state,

$$|\psi_0\rangle = \sqrt{\frac{1}{N}} \sum_{i=0}^{N-1} |i\rangle = \sqrt{\frac{1}{N}}(|0\rangle + |1\rangle + \dots + |\tau\rangle + \dots + |N-1\rangle), \quad (41)$$

where  $\tau$  is the marked item we are searching for.

2. Let the duality computer go through QWD, so that it divides the wave into two sub-waves

$$|\psi_u\rangle = \frac{1}{2\sqrt{N}} \sum_{i=0}^{N-1} |i\rangle = \frac{1}{2\sqrt{N}}(|0\rangle + |1\rangle + \dots + |\tau\rangle + \dots + |N-1\rangle), \quad (42)$$

$$|\psi_d\rangle = \frac{1}{2\sqrt{N}} \sum_{i=0}^{N-1} |i\rangle = \frac{1}{2\sqrt{N}}(|0\rangle + |1\rangle + \dots + |\tau\rangle + \dots + |N-1\rangle). \quad (43)$$

3. Apply the query to the lower-path sub-wave, reverse the coefficients of all basis states  $|i\rangle$  except the marked state  $|\tau\rangle$ , the lower sub-wave becomes

$$|\psi_d'\rangle = \frac{1}{2\sqrt{N}}(-|0\rangle - |1\rangle + \dots + |\tau\rangle - \dots - |N-1\rangle). \quad (44)$$

No operation is applied to the upper-path sub-wave, it remains in state Eq. (42).

4. Combine the sub-waves at the QWC, and the wave becomes

$$|\psi_f\rangle = |\tau\rangle. \quad (45)$$

5. Make a read-out measurement, and the marked item  $\tau$  is found out with certainty.

The query can be implemented using  $O(\ln N)$  number of dubits. As the size of the database  $N$  increases, the difficulty in constructing the query increases only logarithmally.

## B. Duality algorithm for NP-Complete Problems

According to the Cook-Levin theorem, all NP-complete problems are polynomially equivalent. One can reduce one NP-complete problem in polynomially equivalent steps into another NP-complete problem. Let's look at the SATISFIABILITY problem, where one needs to find if there are solutions to a logical expression,

$$P(x_1, x_2, \dots x_n) = 1, \quad (46)$$

of  $n$  binary variables. To find its solution, we cast the problem into an unsorted database search problem, though the reverse is not possible in general. The algorithm is as follows

1. Prepare the state of the duality computer in the equally distributed state,

$$|\psi_0\rangle = \sqrt{\frac{1}{N}} \sum_{i=0}^{N-1} |i\rangle = \sqrt{\frac{1}{N}} (|0\rangle + |1\rangle + \dots + |\tau_1\rangle + |\tau_2\rangle + \dots + |N-1\rangle), \quad (47)$$

where  $\tau_i$  is one of the item that satisfies the logical equation Eq.(46).

2. Let the duality computer go through QWD, so that it divides the wave into two sub-waves

$$|\psi_u\rangle = \frac{1}{2\sqrt{N}} \sum_{i=0}^{N-1} |i\rangle = \frac{1}{2\sqrt{N}} (|0\rangle + |1\rangle + \dots + |\tau_1\rangle + |\tau_2\rangle + \dots + |N-1\rangle), \quad (48)$$

$$|\psi_d\rangle = \frac{1}{2\sqrt{N}} \sum_{i=0}^{N-1} |i\rangle = \frac{1}{2\sqrt{N}} (|0\rangle + |1\rangle + \dots + |\tau_1\rangle + |\tau_2\rangle + \dots + |N-1\rangle). \quad (49)$$

3. Using the logical expression Eq. (46) as a query. This can be implemented by using  $O(n)$  number of dubits in polynomial steps. Apply the query to the lower-path sub-wave, reverse the coefficients of all basis states  $|i\rangle$  except those that satisfy Eq.(46), the lower sub-wave becomes

$$|\psi_d\rangle = \frac{1}{2\sqrt{N}} (-|0\rangle - |1\rangle - \dots + |\tau_1\rangle + |\tau_2\rangle + \dots - |N-1\rangle). \quad (50)$$

No operation is applied to the upper-path sub-wave, it remains in state Eq. (42).

4. Combine the sub-waves at the QWC, and the wave becomes

$$|\psi_f\rangle = \sum_{i=1}^m \sqrt{\frac{1}{m}} |\tau_i\rangle, \quad (51)$$

where  $m$  is the number of items that satisfies the logical expression Eq.(46).

5. Make a read-out measurement, if Eq.(46) is satisfiable one of the marked item  $\tau_{i1}$  is found out. If it is not satisfiable, no state is obtained.

6. To find all the solutions to the logical expression, one repeat steps 1, 2, 3, 4. Now we let the wave in Eq. (46) go through a QWD again and divide it into two paths. We inverse the state  $|\psi_{i1}\rangle$  and then we combine them in a QWC. Then the  $|\tau_{i1}\rangle$  component is deleted from the state Eq.(51). Another measurement reads out a solution other than  $\tau_{i1}$ . Continuing in this way, all the  $m$  solutions to the problem are found.

## VIII. CONCLUDING REMARKS

We have proposed a general principle of quantum interference. Whenever the sub-waves of a quantum system, whether single, bound or loose, coincide in space and time, interference may occur.

The quantum computer uses only the particle nature of quantum system, and it does not use the full power of quantum mechanics.

We propose the duality computer. Quantum wave can be divided and recombine. Different computing gate operations can be performed at the different paths. This enables us to perform computation using not only products of unitary operations, but also linear combinations of unitary operations. This provides duality parallelism which outperform quantum parallelism in quantum computer.

Two conceptual designs of duality computer are proposed. The giant molecule scheme and the nonlinear quantum optics scheme.

Searching a marked item from an unsorted database requires only a single query in duality computer. This is the holy grail of unsorted database search problem.

NP-complete problem can be cast into an unsorted database search problem. Thus NP-complete problem become P problem in duality computer. This is the first computing machine to answer the question if NP-complete is equivalent to P.

Building a duality computer maybe difficult. However taking into account the enormous power it provides, experimental endeavors are worthwhile.

This work is supported by the National Fundamental Research Program Grant No. 001CB309308, China National Natural Science Foundation Grant No. 10325521, 60433050, the Hang-Tian Science Fund, and the SRFDP program of Education Ministry

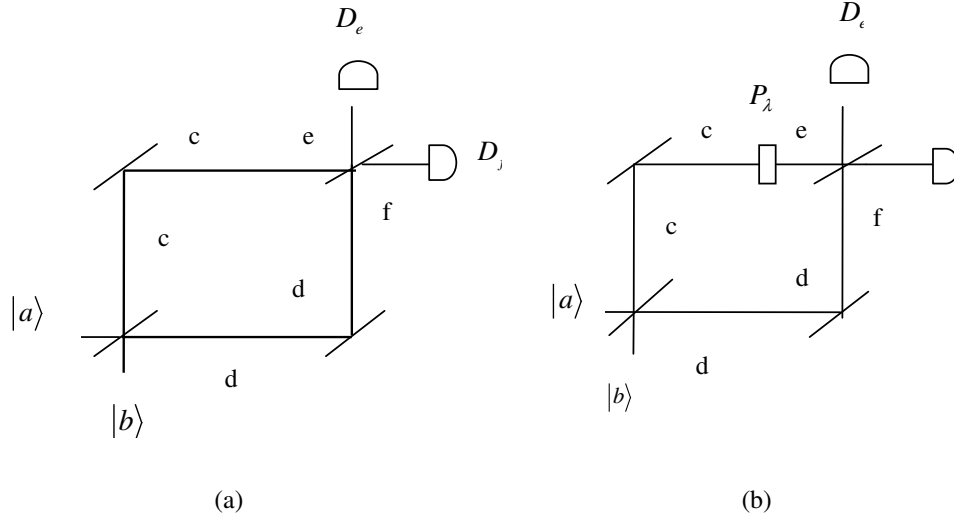
of China.

- 
- [1] N. Bohr, *The quantum postulate and the recent development of atomic theory*, *Naturwissenschaften*, **16**, 245-257 (1928).
  - [2] R. F. Feynman, R. B. Leighton, M. Sands, *The Feynman Lectures on Physics*, Addison-Wesley Publishing Company, 1963, Vol. 1, p.37-2.
  - [3] S. Dürr, T. Nonn and G. Rempe, Origin of quantum-mechanical complementarity probed by a 'which-way' experiment in an atom interferometer, *Nature*, **395**, 33-37 (1998).
  - [4] Thomas Young, *Philosophical Transactions of the Royal Society of London*, **94**, 1-16 (1804)
  - [5] C Jönsson, *Zeitschrift für Physik* **161**, 454-474 (1961).
  - [6] P G Merli, G F Missiroli and G Pozzi, On the statistical aspect of electron interference phenomena, *American Journal of Physics*, **44** 306-7 (1976)
  - [7] A Tonomura, J Endo, T Matsuda, T Kawasaki and H Ezawa, Demonstration of single-electron build-up of an interference pattern, *American Journal of Physics*, **57**, 117-120 (1989).
  - [8] P. A. M. Dirac, *The principles of quantum mechanics*, 3rd edition, Oxford University Press, 1947, P.9
  - [9] C. Santori, D. Fattal, J. Vučković, G. S. Solomon and Y. Yamamoto, *Indistinguishable photons from a single-photon device*, *Nature*, **419**, 594 (2002).
  - [10] A. Church, *An unsolvable problem of elementary number theory*, *Am. J. Math.* **58**, 345 (1936).
  - [11] A. M. Turing, *On Computable numbers, with an application to the entscheidungsproblem*, *Proc. Lond. Math. Soc.* **Ser.2, 442**, 230 (1936).
  - [12] R. Landauer, *IBM J. Res. Develop.* **3**, 183 (1961); R. W. Keyes and R. Landauer, *IBM J. Res. Develop.*, **14**, 152 (1970).
  - [13] C. H. Bennett, *Logical Reversibility of Computation*, *IBM J. Res. Develop.* **17**, 525 (1973).
  - [14] P. Benioff, *Quantum mechanical models of Turing machines that dissipate no energy*, *Phys. Rev. Lett.* **48**, 1581 (1982).
  - [15] R. P. Feynman, *Simulating physics with computers*, *Int. J. Theor. Phys.*, **21**, 467-488, (1982).
  - [16] D. Deutsch, *Quantum theory, the Church-Turing principle and the universal quantum computer*, *Proc. R. Soc. Lond.* **A 400**, 97 (1985).
  - [17] A. C. C. Yao, *Quantum circuit Complexity*, in *Proc. 34th Annual IEEE Symposium on Foun-*



- dations of Computer Science, IEEE Press, Picataway, NJ, 1993, pp.352-361.*
- [18] S.A. Cook, The complexity of theorem-proving procedures. In Proc. 3rd Annual ACM Symposium on Theory of Computing, pages 151-158, 1971; L. Levin Universalnye Perebomyie Zadachi, Problemy Peredachi Informatiss, 9 (3): 265-266, 1973.
  - [19] W. Wootters and W. Zurek, A simple quantum cannot be cloned, *Nature*, 299, 802-803 (1982).
  - [20] M. Arndt, O. Nairz, J. Vos-Andreae, C. Keller, G. Van der Zouw and A. Zeilinger, *Nature*, 401, 680-682, (1999)
  - [21] Yanhua Shih, *Two-photon entanglement and quantum reality, Advances in Atomic, Molecular and Optical*, **41**, 1-41 (1999).
  - [22] G. Badurek, H. Rauch and D. Tuppinger, neutron interferometric double-resonance experiment, *Phys. Rev. A* 34, 2600 (1976).
  - [23] C. K. Hong, Z. Y. Ou and L. Mandel, *Measurement of subpicosecond time intervals between two photons by interference, Phys. rev. Lett.* , **59**, 2044-2046, (1987).
  - [24] P. Shor, *Algorithms for quantum computation: discrete log and factoring, in Proc. 35th Annual IEEE Symposium on Foundations of Computer Science, IEEE Press, Picataway, NJ, 1994, pp.124-134.*
  - [25] L. Grover, *A fast quantum mechanical algorithm for database search, in Proc. 28th Annual ACM Symposium on Theory of Computing, ACM, New York, 1996, pp.212-219.*
  - [26] G. L. Long, Grover algorithm with zero failure rate, *Phys. Rev. A* 64, 022307 (2001).
  - [27] M. Boyer, G. Brassard, P. Hoyer, and A. Tapp, *Strength and weakness of quantum computation, Fortschr. Phys.* **46**, 493 (1998).
  - [28] D. Deutsch, *Quantum Computational Networks, Proc. R. Soc. Lond.* **A425**, 73-90 (1989).
  - [29] A. Barenco, C. H. Bennett, R. Cleve, D. P. DiVincenzo, N. Margolus, P. Shor, T. Sleator, J. A. Smolin and H. Weinfurter, *Phys. Rev. A* 52, 3457 (1996).
  - [30] Y. H. Kim, S. P. Kulik and Y. H. Shih, Quantum teleportation of a polarization state with a complete Bell state measurement, *Phys. Rev. Lett.* **86**, 1370 (2001).
  - [31] R. Bruüschweiler, *Phys. Rev. Lett.* 85, 4815 (2000).
  - [32] L. Xiao and G. L. Long, Fetching marked items from an unsorted database using NMR ensemble computing, *Phys. Rev. A* 66, 052320 (2002).
  - [33] Gui Lu Long and L. Xiao, Parallel quantum computing in a single ensemble quantum com-

FIG. 1: A Mach-Zehnder Interferometer (a) without phase modulator, and with a phase modulator (b).



puter, PHYSICAL REVIEW A 69, 052303 (2004)

- [34] G L Long and L Xiao, Experimental realization of a fetching algorithm in a 7-qubit NMR Liouville space computer, J. Chem.Phys. 119, 8473-8481 (2003)

FIG. 2: A quantum wave divider and a quantum wave combinator

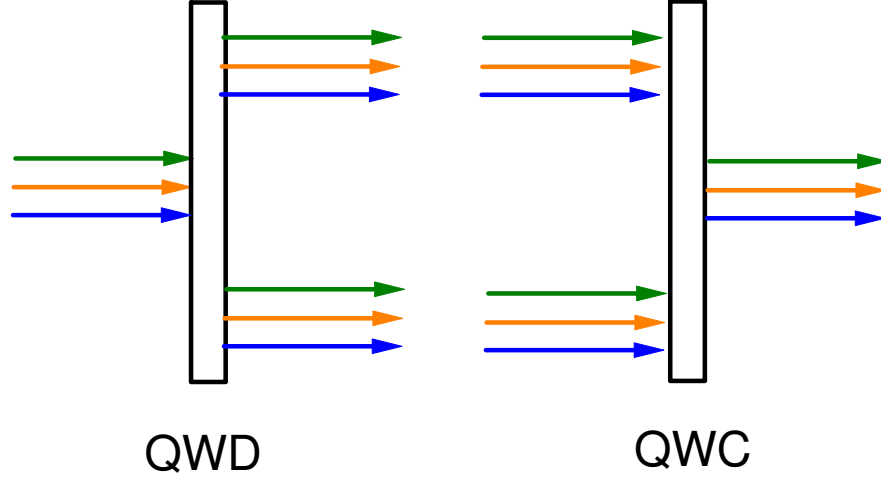


FIG. 3: A Duality Computer with Nuclear Spins from a Giant Molecule.

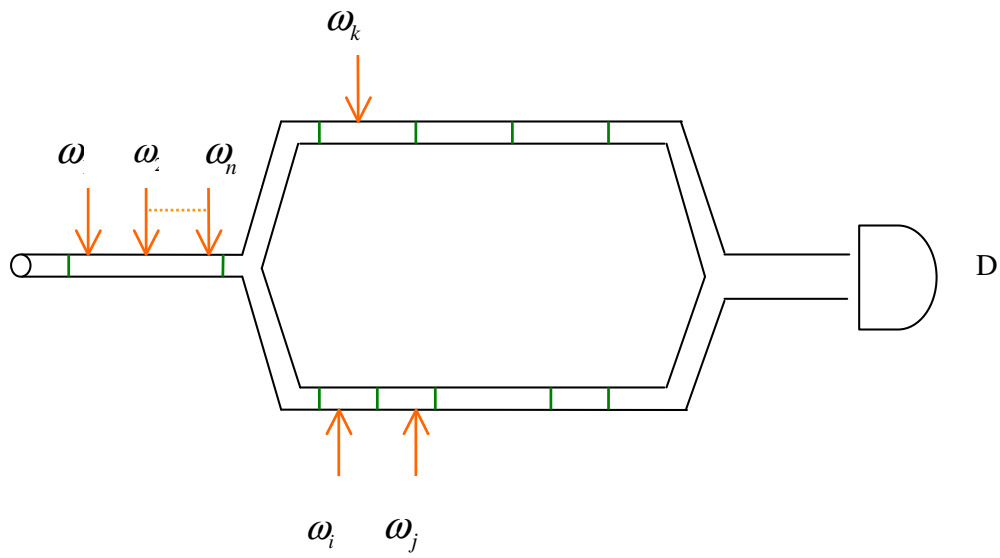


FIG. 4: The Walsh-Hadamard duality gate in GMDC. R.f. radiations of with frequencies resonating at all the dubits are applied to certain length of the pass where the molecule passes through in a time period that complete the gate operation.

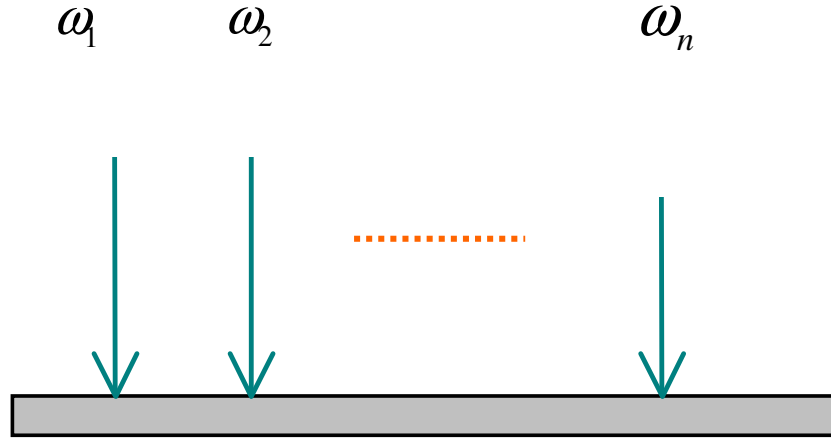


FIG. 5: A polarization beamsplitter

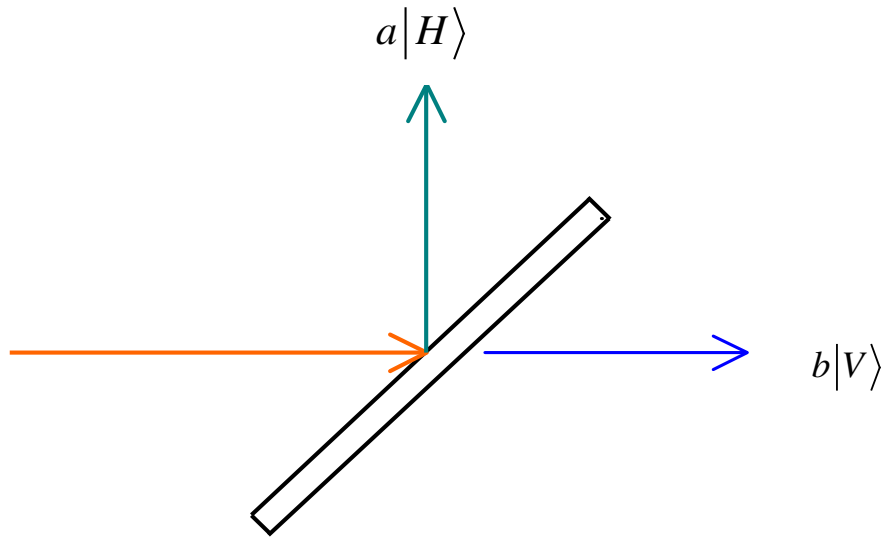
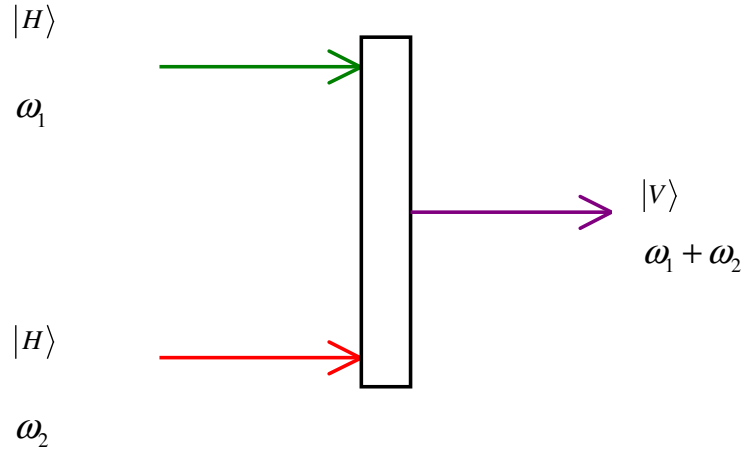
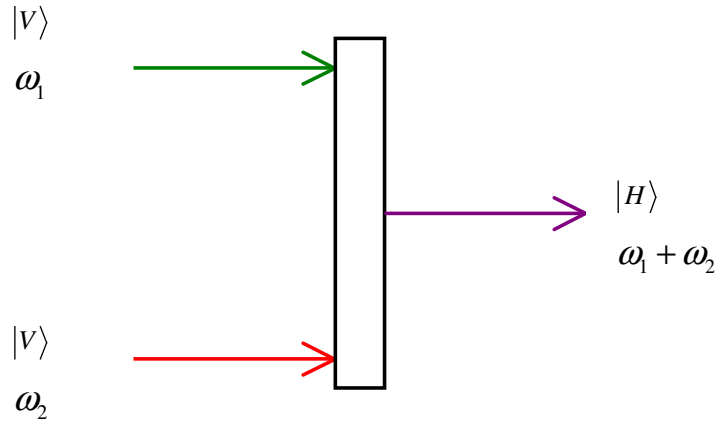


FIG. 6: Type I up-conversion

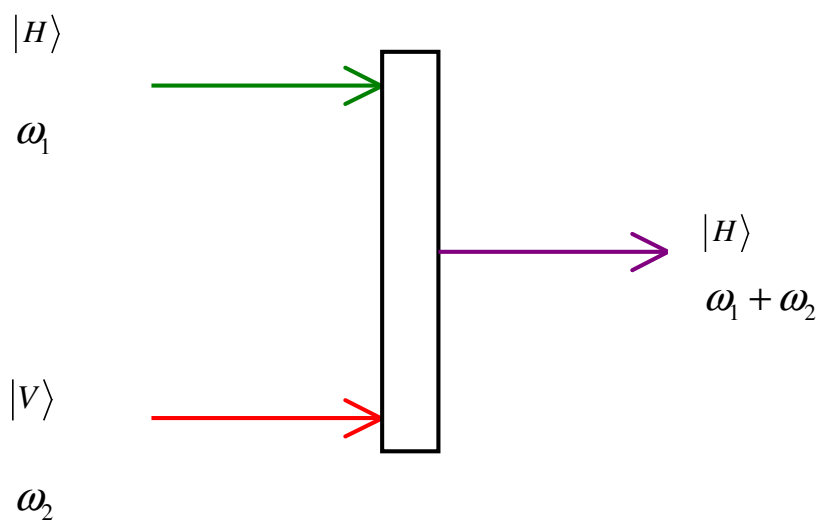


(a) case 1 of type I SFG

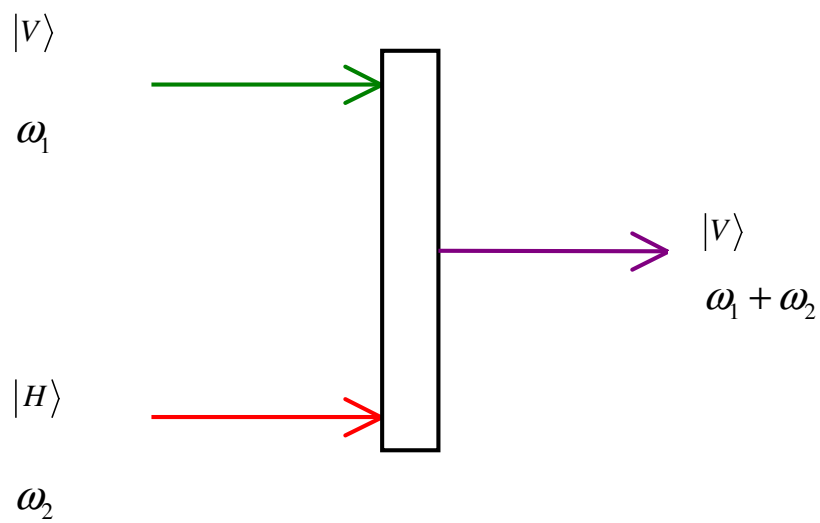


(b) case 2 of type I SFG

FIG. 7: Type II up-conversion

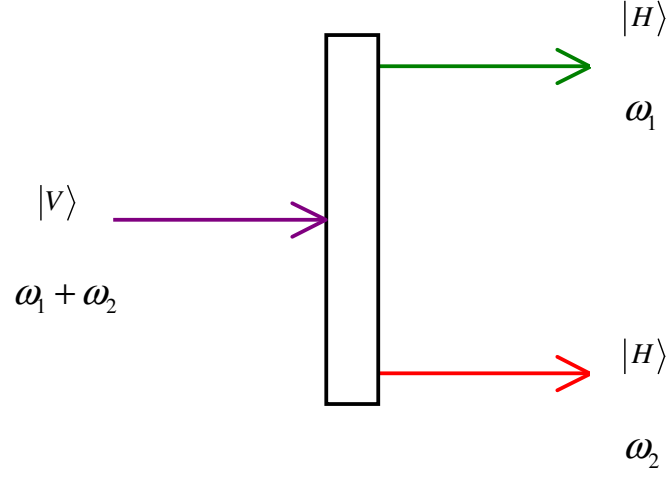


(a) case 1 of type II SFG

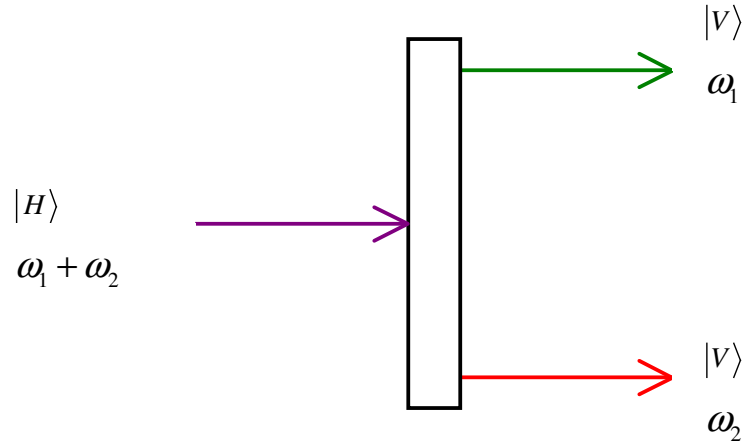


(b) case 2 of type II SFG

FIG. 8: Type I down-conversion



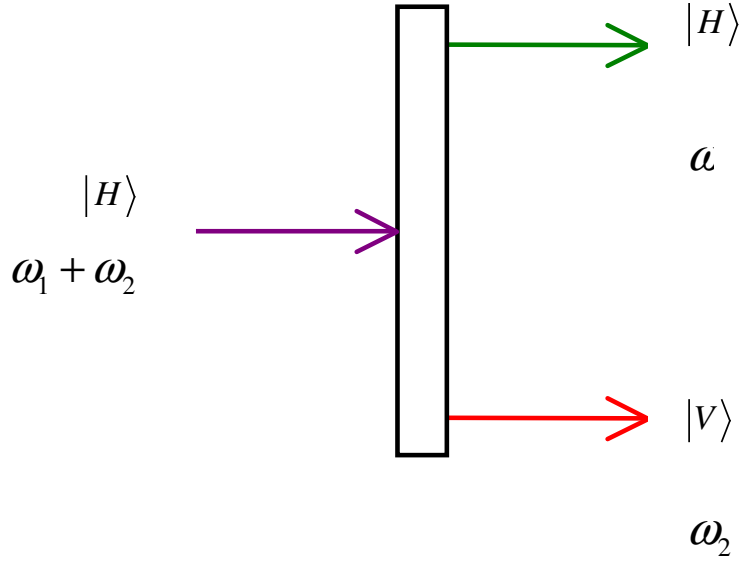
(a) case 1 of type I SPDC



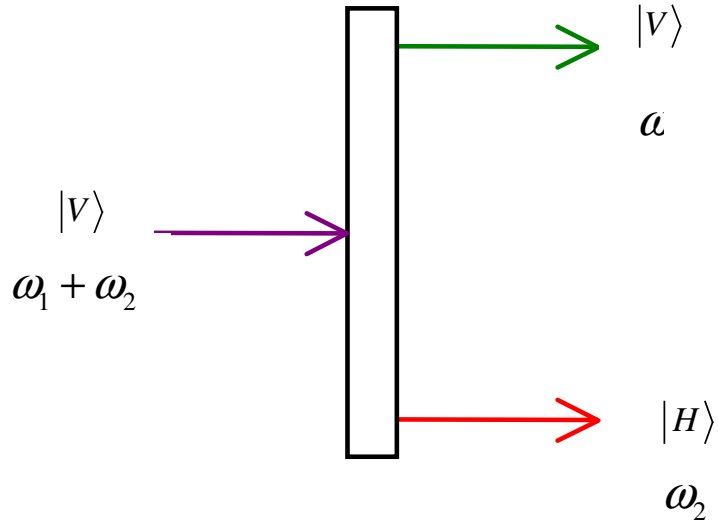
(b) case 2 of type I SPDC



FIG. 9: Type II down-conversion



(a) case 1 of type II SPDC



(b) case 2 of type II SPDC

FIG. 10: The CNOT gate in Nonlinear Quantum Optics DC.

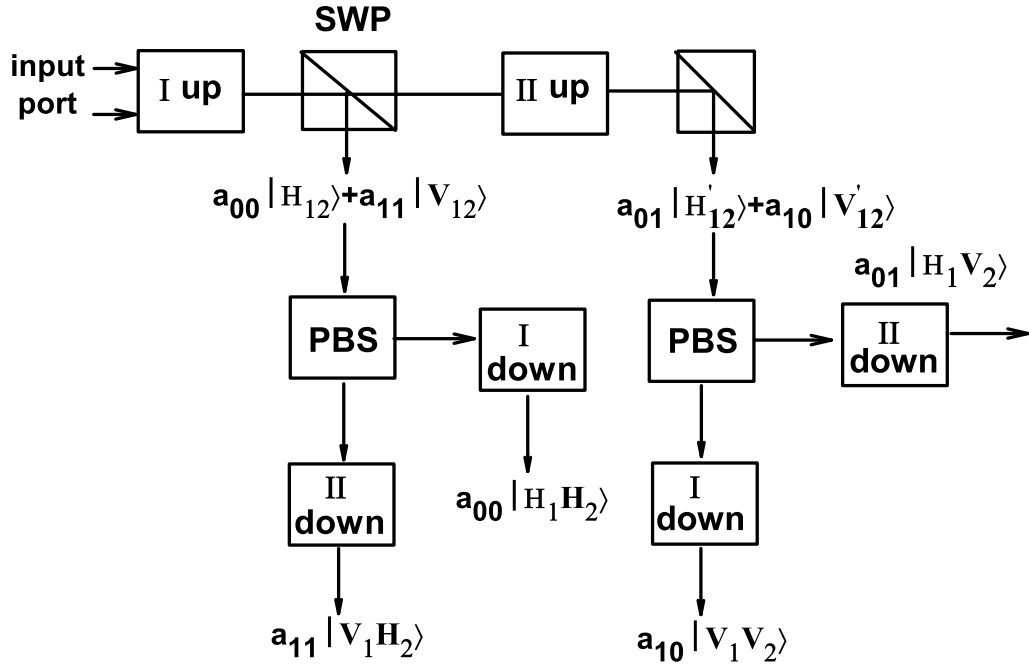
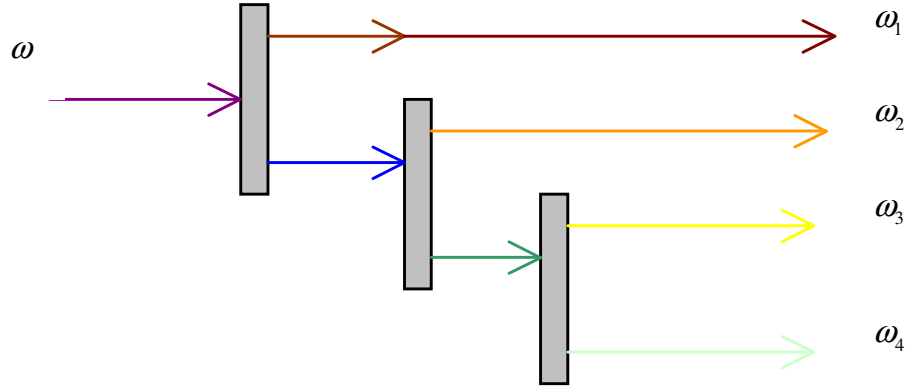


FIG. 11: Coherent generation of multi-dubits in the Nonlinear Quantum Optics DC using cascade down-conversions



### Coherent generation of many qubits

FIG. 12: A QWD in Nonlinear Quantum Optics DC. The 4-dubits in the upper path and lower path have identical polarization states.

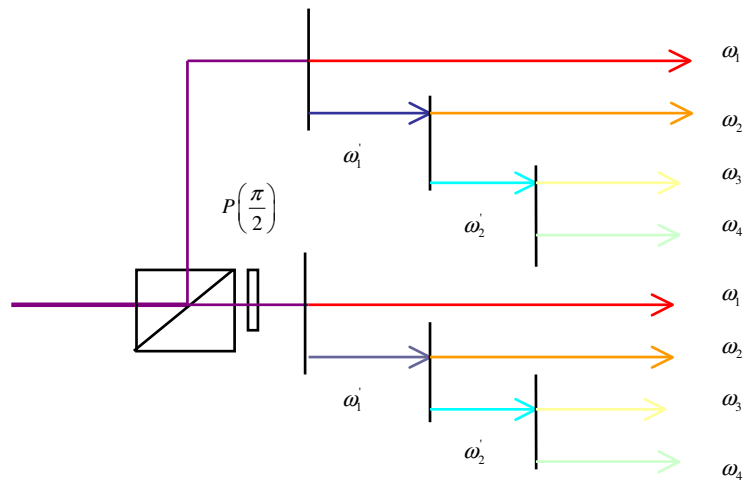


FIG. 13: A Global View of Nonlinear Quantum Optics DC.

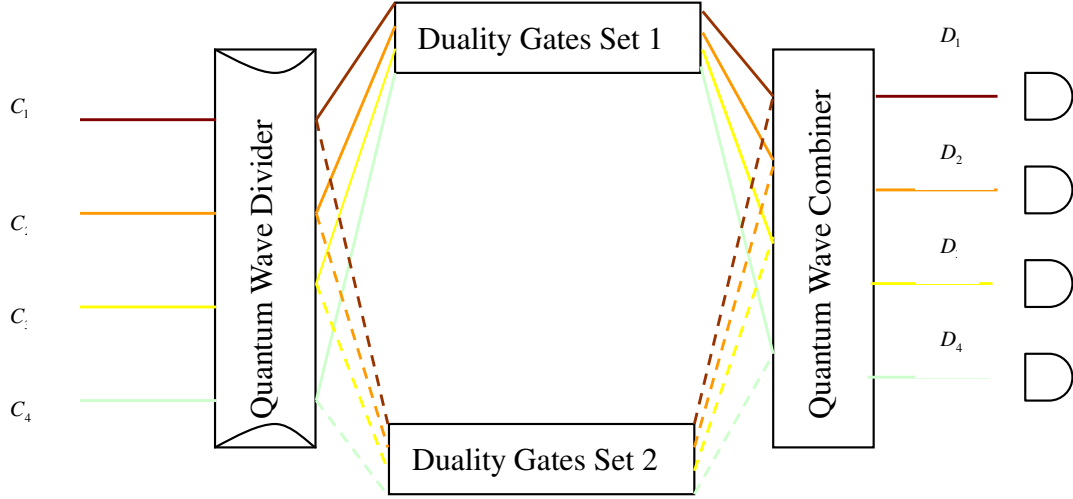


FIG. 14: The read-out device in the NODC.

