

A universally programmable Quantum Cellular Automaton

D. J. Shepherd,¹ T. Franz,² and R. F. Werner²

¹University of Bristol, Department of Computer Science

²TU Braunschweig, Institut für Mathematische Physik

We discuss the design of a universal 1-dimensional reversible nearest-neighbour quantum cellular automaton, efficiently simulating arbitrary gate model computations. Program and data are both encoded in the preparation of the initial state, and no further classical control is needed to run the machine. In the proof we use the structure theorem for quantum cellular automata (Margolus partitioning) to convert any device, whose program is a classical sequence of different quantum cellular automaton steps, into an autonomously running device for which the program is stored in the quantum cells. We then describe an explicit example with cell-dimension 12.

The idea of a universal computer { capable of running an arbitrary program { is a key notion of classical computer science, which has also been studied in the context of quantum computation. Early work has concentrated on finding universal sets of gates, i.e., a finite set of operations on few qubits from which an arbitrary quantum computation could be compiled. The computational model may be thought of as separating the quantum computer into two aspects: a properly quantum device and a classical controller which manages a sequence of gate instructions sent to the quantum device. When one considers complexity theoretical questions, the task of the classical controller includes describing a circuit of the required size for running the algorithm on the given input.

This comparatively powerful classical controller is an element foreign to Turing's original idea of a universal machine. A universal Turing machine needs very little interaction with the outside world: once the program is stored with the input data, the only external instruction required is the "Start" button; and when the "Stop" signal is generated by the machine, only a measurement of the band is required. The dynamical evolution of such an autonomous machine is a time-invariant transition rule, independent of the particular program it is running.

In this letter we consider time-invariant transition rules in the context of quantum cellular automata (QCA, [1]) defined on a 1-dimensional (infinite) lattice of qudits. We construct an autonomous, programmable QCA which is capable of efficiently performing the actions of a quantum gate circuit, thereby providing a paradigm for universal BQP (bounded error quantum probabilistic) computation. Our methodology is not dissimilar from that used in [2], but here we work with a lattice of lower dimension.

In contrast to such an autonomous automaton, the simpler problem of designing a QCA with a classical controller would ask for a collection of cellular automaton rules, each of which describes a possible global operation, such that an arbitrary quantum computation could be performed by applying a suitable sequence of such transformations. We call such a device a classically controlled quantum cellular automaton (ccQCA). Universality for

an alternative concept of QCA (as presented in [3]) is discussed in [4]. There are also some proposals in the literature [5] for a universal ccQCA, and it has even been shown that such a device can efficiently perform any quantum computation using only translationally invariant states [6].

In order to construct a genuinely autonomous universal QCA (as opposed to a universal ccQCA), one must employ the usual conceptual distinction between program and input data, and therefore have a technique for storing the program together with the input data in a spatially distributed manner. As in other 'universal simulations' [2], the essential idea is to use a 'data band' that slides past a 'program band', on which the required operations are stored in computational basis. The computation is carried out as a 'controlled unitary operation', where 'control' is meant as in the usual definition of a 'controlled NOT' operation: the program band plays the role of the controlling qubit while the data band plays the role of the target qubit. It is well known that the distinction between control and target for the CNOT can be swapped by a change of basis. Similarly, the distinction between program and data in our model becomes more elusive than in the gate model or in classical computing: As soon as we prepare the program band in a superposition, it may get modified by the data. Quite generally, if a quantum computer has its programs stored in qubits, running the computer on different data sets constitutes a measurement on the program register, and therefore modifies it according to the principle 'no measurement without perturbation'. This may offer exciting new possibilities, which we do not, however, consider in this letter.

General construction techniques

From gate model to ccQCA

Consider the gate model of quantum computation wherein qubits are present in a 1-dimensional lattice, and any gate may act unitarily on just two neighbour-

ing qubits. Such models are universal in the sense of BQP computation [7]. Then there are various direct ways of implementing such circuits as classically controlled QCAs: for example, one could envisage a data band for encoding the qubits of a circuit, and a pointer band for encoding a single data-pointer. The transformations of the ccQCA could manipulate the location of the pointer and then use that pointer to break the spatial symmetry of the dynamics so that individual specific neighbouring qubit pairs may be addressed, as required. The data band and pointer band can of course be regarded as one band, by interleaving their qubits.

From ccQCA to QCA

We now give a construction, which turns an arbitrary ccQCA with finite instruction set into a QCA without classical control. The design of the data band of the ccQCA will be retained, and its program swill be encoded in an additional band of quantum cells.

The main tool needed for the decomposition is the QCA structure theorem (Theorem 6 in [1]). This theorem guarantees the existence of two unitary operations (U_i and V_i) for each of the ccQCA transition rules which implement the time evolution by sequential application to non-overlapping neighbourhoods (as indicated in FIG. 1). The structure theorem applies to nearest-neighbour ccQCA's; so given an arbitrary ccQCA, one first needs to convert it into a ccQCA with nearest-neighbour interaction, which is always trivially possible by merging cells and enlarging the dimension of the qudits that form the lattice.

Consider an autonomous QCA consisting of a data band representing the one-dimensional lattice of the ccQCA being simulated and a program band containing information about the sequence of transition functions that the ccQCA would apply. Let the ccQCA contain k different homomorphisms. Then the cell size of the program band is chosen to be $2k + 1$, enough to distinguish the $2k$ unitaries, allowing for an extra symbol representing the identity map. Let the time evolution of the QCA be the product of a 'shift step' shifting the program band two cells past the data band, followed by a 'calculation step' performing the required unitary maps on pairs of cells of the data band, each controlled by the neighbouring contents of the program band. As the program band moves past the data band, each data cell (qudit) undergoes the time evolution of the ccQCA being simulated, yet it should be noted that different time steps in the ccQCA evolution are present at one time step of the autonomous QCA (see FIG. 2). In accordance with the definition of QCA, it is important that there arises no possibility of non-commuting unitaries operating on the same cell at any time; note that the unitaries U_i and V_i obtained from the QCA structure theorem work on dif-

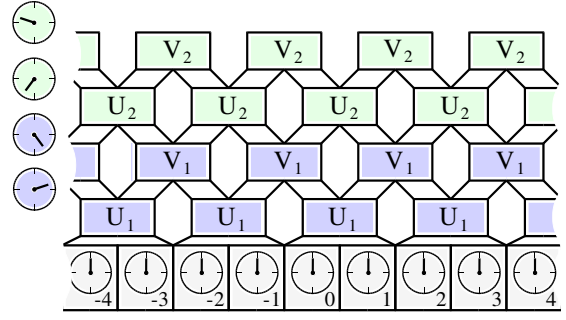


FIG. 1: Two time steps of the ccQCA. The clocks indicate the time before and after application of the unitaries.

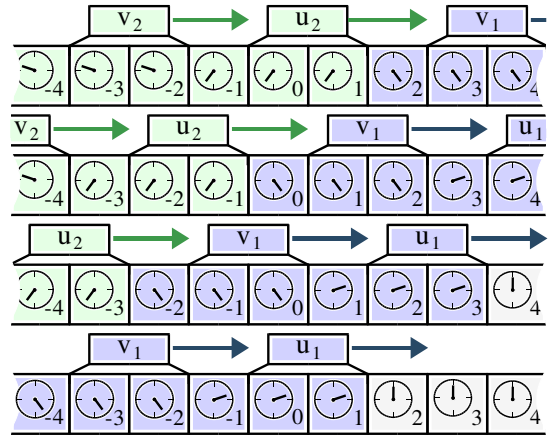


FIG. 2: Four time steps of the autonomous QCA. As the cells are updated sequentially, the clocks indicate the local time of the cells corresponding to the time of the ccQCA.

ferent combinations of odd and even cells (see FIG. 1). Therefore, to circumvent this possibility, one can design the autonomous QCA such that the localisation regions of the unitaries are separated by one idle cell, as depicted in our example.

This construction gives an autonomous QCA which, since its dynamics must by definition be (spatially) translationally symmetric, has cells composed of three cells of the original ccQCA plus one cell from the program band; and it turns out to have only nearest-neighbour interactions. This general construction scheme can be optimized in an explicit situation to reduce the large cell-size. Next we give such an explicit construction by starting from a universal ccQCA with homomorphisms that already have sequential structure, so the Margolus decomposition can be omitted.

Explicit construction

Construct circuit of controlled partial γ

There is a two-qubit gate which, if not constrained to act always on neighbouring qubits but allowed to act on qubits within arbitrary range, serves as universal for computation within the standard gate model. This gate is defined as

$$G = \begin{pmatrix} 0 & 1 & 0 & 0 & 0 & 1 \\ 1 & 0 & 1 & 0 & 0 & 0 \\ 0 & 0 & 0 & \frac{1}{\sqrt{2}} & \frac{1}{\sqrt{2}} & 0 \\ 0 & 0 & \frac{1}{\sqrt{2}} & \frac{1}{\sqrt{2}} & 0 & 0 \\ 0 & 0 & \frac{1}{\sqrt{2}} & \frac{1}{\sqrt{2}} & 0 & 0 \\ 0 & 0 & 0 & 0 & 0 & 0 \end{pmatrix} \quad (1)$$

in the computational basis, $\{|00\rangle, |01\rangle, |10\rangle, |11\rangle\}$. It performs a $\pi/4$ rotation on one qubit conditioned on the setting of another. To see that this gate is universal, it suffices to show that by use of simple (computational basis) ancilla, one can simulate both the Hadamard and the Toffoli gates, according to the well-known results of [7].

Construct qubit ccQCA

Consider a ccQCA on a 1-dimensional qubit lattice that allows the use of four different kinds of QCA-homomorphisms as described below. To show how this ccQCA can be used to simulate an arbitrary gate model circuit whose gates are of the kind G (1), we will think of the ccQCA's qubits as belonging to three interleaved 1-dimensional lattices, and label them accordingly as $d_i; a_i; h_i$ with $i \in \mathbb{Z}$. We will load the d-band with input corresponding to the input of the gate array being simulated, initialising its unused qubits to $|0\rangle$. The a-band will be used as 'ancilla space' and should be initialised to $|0\rangle$ everywhere. The h-band is used to break spatial symmetry of the dynamics, and should contain a single 'pointer' $|1\rangle$ with the rest of its qubits containing $|0\rangle$. The four families of homomorphisms we allow are

$$\begin{aligned} A_i &= \bigoplus_{x \in 2\mathbb{Z}} G(h_x; a_{x+i}); & B_i &= \bigoplus_{x \in 2\mathbb{Z}} G(h_x; d_{x+i}); \\ C_i &= \bigoplus_{x \in 2\mathbb{Z}} G(d_x; a_{x+i}); & D_i &= \bigoplus_{x \in 2\mathbb{Z}} G(a_x; d_{x+i}); \end{aligned} \quad (2)$$

(see FIG. 3) and we simulate the gate $G(d_i; d_j)$ by the classically controlled sequence (reading right to left)

$$A_0^7 \ C_i^7 \ B_i^6 \ C_i \ D_j \ C_i^7 \ B_i^2 \ C_i \ A_0 = G(d_i; d_j); \quad (3)$$

The reader may check that this effects the required transformation on the d-band, restoring the other two bands to their original configurations, assuming the initialisations described above. Of course, a clever compiler would find ways of simulating a given circuit that are far more efficient than repeated application of this technique.

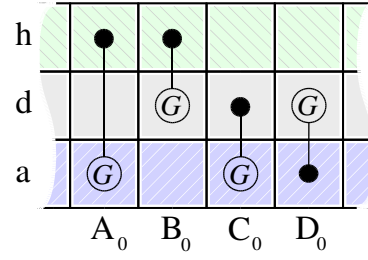


FIG. 3: Structure of the 'three-band' QCA with pointer, data and ancilla band. Localisation of the homomorphisms (2) are indicated.

Construct nearest neighbour qubit ccQCA

The ccQCA described above employs operations with arbitrarily large neighbourhood. With additional neighbour-swap operations we can first move two bands to the required interband-distance i , then apply a cellwise G -operation ($A_0; B_0; C_0$, or D_0) and finally shift back, in order to implement all operations (2) with a nearest neighbour ccQCA. Moreover, the interband G -operations are quite similar, which suggests to interleave the three bands into a single qubit band labeled q_i with \mathbb{Z}

$$((q_2; q_1; q_0; q_{-1}; q_{-2}; \dots)) = ((a_1; h_1; d_0; a_1; h_1; \dots));$$

A sufficient set of operations is then given by

$$\begin{aligned} E_i &= \bigoplus_{x \in 2\mathbb{Z}} \text{Swap}(q_{x+i}; q_{x+i+1}); \\ F_i &= \bigoplus_{x \in 2\mathbb{Z}} G(q_{x+i}; q_{x+i+1}); \end{aligned} \quad (4)$$

for $i \in \{0; 1; 2\}g$. It should be noted that it suffices to move two bands relative to each other, since the homomorphisms of (2) act non-trivially on only two bands at a time.

Construct universal nearest-neighbour QCA

The homomorphisms of the ccQCA already work on non-overlapping neighbourhoods, and so there is no need for further Margolus decomposition here. Next we consider a design which further minimizes the Hilbert space dimension of the cells of which the QCA will be composed.

Take a 1-dimensional lattice of qudits labeled c_i (for $i \in \mathbb{Z}$) of single cell dimension $d = 12$, and regard these as incorporating one qutrit cell of the program band t_i with two qubit cells q_{2i} and q_{2i+1} from the data band. The cell c_i we define explicitly as the tensor product

$$c_i = t_i \otimes q_{2i} \otimes q_{2i+1}; \quad (5)$$

(Identification of data cells is indicated in FIG. 4) As before, it is not necessary to have any 'line control' over the

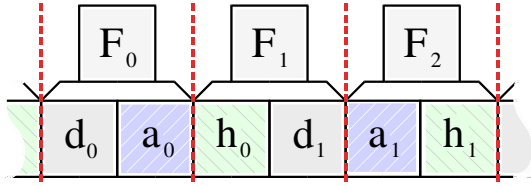


FIG. 4: Structure of the autonomous QCA. Indicated are three cells with one program qutrit and two data qubits each; identification of the data qubits corresponding to FIG. 3.

relative motion of the two sub-bands; rather we simply allow one to pass by the other with an invariant velocity. This is again achieved by decomposing the QCA transformation step into two parts, a unitary and a shift:

$U : \mathbb{C}^{12} \rightarrow \mathbb{C}^{12}$ acting on every cell simultaneously,

$S : \begin{matrix} t_i \rightarrow t_{i+1} \\ q_i \rightarrow q_{i+1} \end{matrix}$ sliding the bands relatively. (6)

To simulate the nearest-neighbour ccQCA, we will interpret the data band q_i exactly as before, but the program band t_i must be initialised so as to execute the appropriate transformations on the data band as the two bands slide past one another. At initialisation, the cells $i > 0$ will be used to hold the non-zero content of the data band in their qubits, while the cells $i < 0$ will be used to hold the program band in their qutrits. We will initialise the t_i in the computational basis, and the U operation will be defined to leave these qutrits invariant. Specifically, $t_i = |0\rangle$ will cause no transformation, $t_i = |1\rangle$ will cause a swap of data between q_{2i} and q_{2i+1} , and $t_i = |2\rangle$ will cause the transformation $G(q_{2i}, q_{2i+1})$ described in (1).

Each of the homomorphisms of (4) is simulated not by one QCA timestep but by three neighbouring qutrits sliding past all of the data-bearing qubits. Specifically, the program-segment $|t_{3i} t_{3i+1} t_{3i+2}\rangle = |000\rangle$ will simulate the homomorphism E_0 , the program-segments $|010\rangle$ and $|001\rangle$ will simulate the homomorphisms E_2 and E_1 . Likewise, the program-segments $|200\rangle$, $|201\rangle$, $|202\rangle$, will simulate the homomorphisms F_0 , F_2 , F_1 , respectively. The cells with negative index may be initialised with program-segments of these kinds in order to induce the desired transformations on the data. The computation output may be read (in computational basis) any time after the content of the program band has moved past the content of the data band.

To show that this simulation is efficient, one needs to estimate the necessary resources. Consider a quantum gate circuit (QGC) of $\text{Space}_{\text{QGC}}$ qubit-wires and Time_{QGC} G-gates. In the first simulation step, the re-

sources of the ccQCA depend linearly on the corresponding QGC resources. The use of swap gates in the next step increases the time; the encoding of the program into the program band increases the space, so one ends up with an estimate for the autonomous QCA of

$$\begin{aligned} \text{Time}_{\text{QCA}} &= O(\text{Time}_{\text{QGC}} \cdot \text{Space}_{\text{QGC}}); \\ \text{Space}_{\text{QCA}} &= O(\text{Time}_{\text{QGC}} \cdot \text{Space}_{\text{QGC}}); \end{aligned} \quad (7)$$

The resources depend polynomially on the given QGC, so the simulation is efficient.

Physical implementation

An implementation of this QCA does not require the use of infinite bands, nor does it require individual addressing of cells. One could employ an architecture with a finite band and a read/write head at each end. The cells would all start out in the $|0\rangle$ state. The read/write head at the left end would feed in the program data during the first half of the computation, at the rate of one cell per shift operation, and would read out the output data in a localised fashion during the second half of the computation. The read/write head at the right end would be responsible for writing the input data.

Acknowledgements

DJS is sponsored by CESG. RFW acknowledges support from the QUPRODIS network of the EU.

-
- [1] B. Schumacher and R.F.W.emer, Reversible quantum cellular automata, (quant-ph/0405174)
 - [2] R. Raussendorf, A quantum cellular automaton for universal quantum computation, Phys.Rev.A 72, 2 (2005)
 - [3] J. Watrous, On one-dimensional quantum cellular automata, in Proceedings of the 36th Annual Symposium on Foundations of Computer Science (1995) pp. 528{537.
 - [4] W. van Dam, A Universal Quantum Cellular Automaton, in Proceedings of PhysComp96, (New England Complex Systems Institute, 1996), pp. 323-331
 - [5] R. Raussendorf, Quantum computation via translation-invariant operations on a chain of qubits, Phys.Rev.A 72 052301 (2005)
 - [6] K.G.H. Vollbrecht and J.I. Cirac, Reversible universal quantum computation within translation invariant systems, (quant-ph/0502143)
 - [7] D. Aharonov, A simple Proof that Tolerant and Hadamard are Quantum Universal, (quant-ph/0301040)