

# An $R || C_{max}$ Quantum Scheduling Algorithm

Feng Lu and Dan C. Marinescu  
 School of Computer Science  
 University of Central Florida, P. O. Box 162362  
 Orlando, FL 32816-2362  
 Email: (lvfeng, dcm)@cs.ucf.edu

November 28, 2018

## Abstract

Many scheduling problems are  $\mathcal{NP}$ -hard on classical computers. Using quantum parallelism and entanglement, a quantum schedule algorithm may be able to lead to an exponential improvement. The algorithm presented in this paper constructs a superposition of all schedules and a superposition of their makespans and then amplifies the one that corresponds to the solution. We perform  $\mathcal{O}(\sqrt{2^{m2^n}})$  Grover iterations. The time complexity of the quantum scheduling algorithm for an  $R || C_{max}$  problem is  $\mathcal{O}(\sqrt{2^{m2^n}})$  while the complexity of a classical algorithm is  $\mathcal{O}(2^{m2^n})$ .

## 1 Introduction

In recent years we have witnessed significant theoretical and some encouraging experimental results in the area of quantum computing. In 1994, Peter Shor found a polynomial time algorithm for the factorization of  $n$ -bit numbers on quantum computers [26]. His discovery generated a wave of enthusiasm for quantum computing, for two major reasons: the intrinsic intellectual beauty of the algorithm and the fact that efficient integer factorization is a very important practical problem. The security of widely used cryptographic protocols is based upon the conjectured difficulty of the factorization of large integers.

Like most factorization algorithms, Shor's algorithm reduces the factorization problem to the problem of finding the period of a function, but uses quantum parallelism to find a superposition of all values of the function in one step. Then the algorithm calculates the Quantum Fourier Transform of the function, which sets the amplitudes into multiples of the fundamental frequency, the reciprocal of the period. To factor an integer, Shor's algorithm measures the period of the function<sup>1</sup>.

In 1996, Grover described a quantum algorithm for searching an unsorted database containing  $N$  items in a time of order  $\sqrt{N}$  while on a classical computer the search requires a time of order  $N$  [10]. The critical aspect of a quantum algorithm is to create a superposition of all possible states and amplify the "solution". The speedup of Grover's algorithm is achieved by exploiting both quantum parallelism and the fact that in quantum theory a probability is the square of an amplitude. In 1997, Charles Bennett showed that Grover's algorithm is optimal. No quantum algorithm can solve this problem faster than time of order  $\sqrt{N}$ .

Quantum fault tolerance and quantum error correcting codes, quantum dots and NMR-related techniques [32], are some of the areas of quantum computing that give us hope that the day when a quantum computer will be able to perform useful tasks is approaching. Yet, the effervescent activity in theoretical and experimental physics related to quantum computing is not mirrored by

<sup>1</sup>A powerful version of the technique used by Shor is the *phase-estimation algorithm* of Kitaev [20]

the development of quantum algorithms, necessary to justify the intellectual and financial investment in quantum computing. In a recent paper [29], Peter Shor classifies the quantum algorithms known to offer a significant speed-up over their classical counterparts into three broad categories:

1. Algorithms that find the periodicity of a function using Fourier Transforms. Simon's algorithm [30], Shor's algorithms for factoring and for computing discrete logarithms [27], and Hallgren's algorithm to solve the Bell equation are all members of this class.
2. Search algorithms which can perform an exhaustive search of  $N$  items in  $\sqrt{N}$  time. Grover's algorithms [10, 11, 12] belong to this class.
3. Algorithms for simulating quantum systems, as suggested by Feynman. This is a potentially large class of algorithms, but not many algorithms in this class have been developed so far. Once quantum computers become a reality we should expect the development of a considerable number of programs to simulate quantum systems of interest [22, 24].

Clearly, the development of quantum algorithms requires a very different thinking than the one we are accustomed to in the case of classical computers [3, 4, 5, 6, 23]. To offer a considerable speed-up, a quantum algorithm must rely on superposition states and this is a foreign concept for those unaccustomed to quantum mechanical concepts [15, 18, 19, 28].

In addition to this obvious reason, Peter Shor speculates [29] that the number of problems the quantum algorithms may offer a substantial speedup over the classical algorithms may be very limited. To see the spectacular speedups we have to concentrate on problems not in the classical computational class  $\mathcal{P}$ . Many believe that quantum algorithms solving  $\mathcal{NP}$ -complete problems in polynomial time do not exist, even though no proof of this assertion is available at this time. Shor argues that if we assume that no polynomial time quantum algorithms exist for solving  $\mathcal{NP}$ -hard problems, then the class of problems we have to search for is neither  $\mathcal{NP}$ -hard, nor  $\mathcal{P}$ , and the population of this class is relatively small.

The algorithms used to simulate quantum mechanical systems follow the evolution in time of a fairly large number of quantum particles. The result of such a simulation reflects what the outcome of a measurement of the physical quantities of the quantum system would reveal.

There is no simple algorithmic formulation for the simulation of quantum mechanical systems. Moreover, some of the physical quantities of interest are not known to be accessible even on a quantum computer [21]. For example, the question of what is the ground energy state of a quantum system whose Hamiltonian is known does not have an easy answer. Recall that the Hamiltonian is the operator corresponding to the energy observable of a quantum system. Finding a simple solution to the problem of determining the ground energy state of a quantum system would lead to efficient algorithms for "hard" computational problems such as optimal scheduling, or the well-known travelling salesman problem.

Classical Monte Carlo algorithms are widely used today to simulate quantum physical systems. In Monte Carlo simulations, state amplitudes are represented by the expected values of random variables calculated during the simulation. Such simulations produce large statistical errors that can only be reduced by repeating the calculations many times. The advantage of using quantum algorithms for simulations of quantum physical systems is that they allow us to determine the value of relevant physical properties with polynomial bounded statistical errors.

Many scheduling problems are  $\mathcal{NP}$ -hard on classical computers [25]. Using quantum parallelism and entanglement, a quantum schedule algorithm may be able to allow us to solve scheduling problems in polynomial time.

In the next sections we discuss a solution for a  $R||C_{max}$  scheduling problem. This problem can be formulated as follows: given a set of  $N = 2^n$  jobs  $\mathcal{J}_i$ ,  $1 \leq i \leq 2^n$ , a set of  $M = 2^m$  machines,  $\mathcal{M}_j$ ,  $1 \leq j \leq 2^m$  and the execution time of all the jobs on all the machines,  $1 \leq T_{ij} \leq 2^q$ , does a schedule  $\mathcal{S}$  with the makespan  $C_{max}^{\mathcal{S}} = \mu$  exist, and if it does, what is the schedule  $\mathcal{S}$ .

The algorithm discussed in this paper makes extensive use of a generalized version of Grover's search algorithm. Given a range of makespans  $\mu_{low} \leq \mu \leq \mu_{high}$  we can use the algorithm repeatedly to find a schedule with a makespan in that range. In the design of real-time systems we are often

faced with the problem of finding a schedule able to meet a deadline in a given interval; the algorithm presented in this paper could be applied to solve such problems.

In Sections 2 and 3 we introduce scheduling algorithm and then we discuss information encoding for the  $R||C_{max}$  scheduling problem. Sections 4 and 7 provide some background material on quantum measurements and on a generalized Grover's search algorithm.

## 2 Scheduling Algorithms

Scheduling is the problem of assigning tasks to a set of resources subject to a set of constraints, over time, in an "optimal" manner.

We are given a set of  $N = 2^n$  jobs,  $\mathcal{J} = \{\mathcal{J}_1, \mathcal{J}_2, \dots, \mathcal{J}_N\}$  and a set of  $M = 2^m$  machines,  $\mathcal{M} = \{\mathcal{M}_1, \mathcal{M}_2, \dots, \mathcal{M}_M\}$ . A *schedule*  $\mathcal{S}$  for the sets  $(\mathcal{J}, \mathcal{M})$  specifies which  $T_{ij}$  units of time machine  $\mathcal{M}_j$  uses to process job  $\mathcal{J}_i$ . We call  $C_i^{\mathcal{S}}$  the *completion time* of job  $\mathcal{J}_i$  under the schedule  $\mathcal{S}$ . The *makespan* of the schedule  $\mathcal{S}$  is the maximum completion time of any job in schedule  $\mathcal{S}$ :

$$C_{max}^{\mathcal{S}} = \max_i C_i^{\mathcal{S}}.$$

A scheduling problem is characterized by a tuple  $(\alpha \mid \beta \mid \gamma)$  where  $\alpha$  denotes the machine environment,  $\beta$  summarizes the set of constraints, and  $\gamma$  denotes the optimality criterion.

We are often interested in scheduling problem involving *multiple* machines. We distinguish three cases in the *parallel machine environment*:

1. *Identical parallel environment*. All the machines are identical and job  $\mathcal{J}_i$  requires  $T_i$  units of time on any machine,
2. *Uniformly related parallel environment*. Each machine  $\mathcal{M}_j$  has a speed  $s_j > 0$  and job  $\mathcal{J}_i$  if processed entirely on machine  $\mathcal{M}_j$  would take  $T_i/s_j$  units of time, and
3. *Unrelated parallel machine environment*. Different machines have different capabilities and the speed of machine  $\mathcal{M}_j$  on job  $\mathcal{J}_i$  is  $s_{ij}$ . Then the processing time of job  $\mathcal{J}_i$  on machine  $\mathcal{M}_j$  is  $T_{ij} = T_i/s_{ij}$ ,  $0 \leq T_{ij} \leq Q$  and  $Q = 2^q$ .

These machine environment are denoted by  $P, Q$ , and  $R$ , respectively.

Examples of scheduling constraints include deadlines (e.g., job  $i$  must be completed by time  $t$ ), resource capacities (e.g., there are only 5 machines), precedence constraints on the order of tasks (e.g., one must be done before another), and priorities on tasks (e.g., finish job  $j$  as soon as possible while meeting the other deadlines). A *priority rule* assigns to job  $\mathcal{J}_i$  a priority  $\pi_i$ . A *busy schedule* is one when one machine becomes available it starts processing the job with the highest priority.

Each scheduling problem could have problem specific optimization criteria. The one which requires the minimization of the makespan is referred to in scheduling theory as  $C_{max}$ . Other optimization criteria can be considered. For example, we may wish to optimize the average completion time of all jobs:

$$\frac{1}{N} \sum_{i=1}^N C_i^{\mathcal{S}}$$

an optimization criterion denoted as  $\sum_{i=1}^N C_i^{\mathcal{S}}$ .

We consider an  $R||C_{max}$  scheduling problem in which all machines are unrelated. All jobs are available at the beginning time and there are no precedence constraints. As no preemption is allowed, once job  $\mathcal{J}_i$  started processing on machine  $\mathcal{M}_j$  it must complete its execution before another job,  $\mathcal{J}_k$  can be processed on  $\mathcal{M}_j$ .

Such an  $R||C_{max}$  scheduling problem is  $\mathcal{NP}$ -hard. Given a set of  $N = 2^n$  jobs and  $M = 2^m$  machines we can construct  $2^{(m2^n)}$  different schedules, thus the time complexity of an  $R||C_{max}$  scheduling problem on a classical computer is  $\mathcal{O}(2^{(m2^n)})$ . A quantum scheduling algorithm, which exploits quantum parallelism and entanglement, may provide an exponential improvement.

### 3 Information Encoding for the $R||C_{max}$ scheduling problem

Now we have a set of  $N = 2^n$  jobs running on  $M = 2^m$  machines. In our model all jobs are available when we start processing and no preemption is allowed, once a job is started, it cannot be interrupted.

We assume that the jobs could have different processing times on different machines and that the processing times are integers in the range  $0 \leq T_{ij} < Q = 2^q$ ,  $1 \leq i \leq 2^n$ ,  $1 \leq j \leq 2^m$ . We also assume that we have a quantum system with  $r = m + q$  qubits for each job.

Given job  $\mathcal{J}_i$  running on machine  $\mathcal{M}_j$ , we encode the *job-machine* information as a vector  $|e_i^j\rangle$  obtained as the tensor product of the machine index,  $j$ , and the processing time,  $T_{ij}$ :

$$|e_i^j\rangle = |j\rangle \otimes |T_{ij}\rangle.$$

Then we define *job state vectors* for job  $i$ ,  $|J_i\rangle$  as any superposition of its job-machine vectors. First, we consider an equal superposition of job-machine vectors as:

$$|J_i\rangle = \frac{1}{2^{m/2}} \sum_{j=1}^{2^m} |e_i^j\rangle.$$

A *schedule* is a tensor product of job-machine vectors:

$$|\mathcal{S}_k\rangle = \otimes_{i=1}^{2^n} |e_i^{j_i}\rangle, \quad 1 \leq j_i \leq 2^m,$$

which includes one job-machine vector for each job. A specific machine may be present in multiple job-machine vectors, when the schedule requires multiple jobs to be executed on the same machine, or may not appear in any job machine vectors of the schedule  $|\mathcal{S}_k\rangle$  if none of the jobs is scheduled on that machine.

The equal superposition of all schedules is:

$$|\mathcal{S}\rangle = \frac{1}{\sqrt{\sigma}} \sum_{k=1}^{\sigma} |\mathcal{S}_k\rangle, \quad \sigma = 2^{m2^n}$$

Let  $\Omega$  be an operator which given a schedule constructs the running time on each machine for that schedule. When applied to the equal superposition of all schedules, it produces a superposition of the running time  $|\mathcal{T}\rangle$  on each machine for all schedules:

$$|\widehat{\mathcal{ST}}\rangle = \Omega(|\mathcal{S}\rangle | 0\rangle).$$

where,  $|\widehat{\mathcal{ST}}\rangle$  denotes the entangled state of  $\mathcal{S}$  and  $\mathcal{T}$ , while the tensor product of  $\mathcal{S}$  and  $\mathcal{T}$  is  $|\mathcal{ST}\rangle$ .

Let  $\Delta$  be an operator which computes a superposition of the makespan of all schedules:

$$|\widehat{\mathcal{STC}_{max}}\rangle = \Delta(|\widehat{\mathcal{ST}}\rangle | 0\rangle) = \Delta \Omega(|\mathcal{S}\rangle | 0\rangle | 0\rangle).$$

Figure 1 outlines our procedure to produce an equal superposition of the makespans of all schedules. We now turn our attention to the quantum circuits to carry out the transformations discussed in this section and to the question how to obtain from the superposition of all makespans the optimal one.

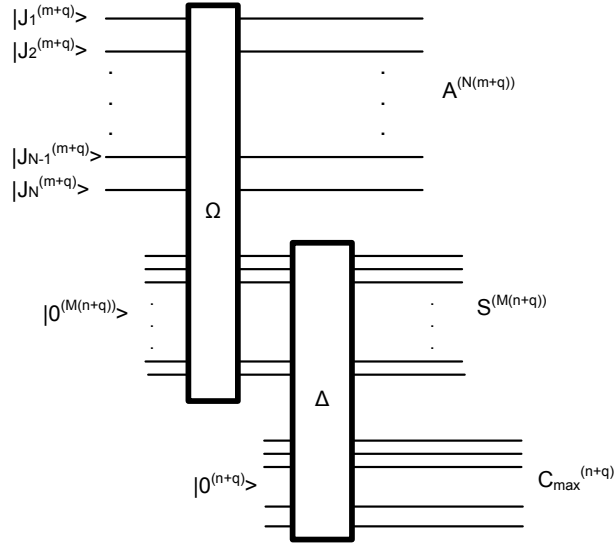


Figure 1: Quantum circuit to prepare the makespan vector. First we prepare job vectors in a equal superposition of all possible schedules  $|\mathcal{S}^{(N(m+q))}\rangle$ . Using a quantum circuit  $\Omega$  with inputs  $|\mathcal{S}^{(N(m+q))}\rangle$  and a register of  $M(n+q)$  qubits in state  $|0\rangle$ , we construct the superposition of the running time on each machine for every schedule. Then we construct the makespan of each schedule using the operation  $\Delta$ . The notation  $|J_i^{(m+q)}\rangle$  indicates that the vector  $|J_i\rangle$  consists of  $m+q$  qubits. Recall that the number of jobs is  $N = 2^n$ , the number of machines is  $M = 2^m$ , and the maximum execution time of a job on any machine is  $Q = 2^q$ .

First, we need to prepare the job vector  $|J_i\rangle$  in a equal superposition state which includes the processing times of job  $\mathcal{J}_i$  on all machines, as shown in Figure 2. We use  $m$  index qubits to control the job-machine information encoding. As each index qubit is prepared in  $1/\sqrt{2}(|0\rangle + |1\rangle)$ , the target qubits will be prepared in superposition of all possible job-machine states,  $e_i^j$ ,  $1 \leq i \leq n$ ,  $1 \leq j \leq m$ .

**Example:** Table 3 summarizes the processing time of 8 jobs on 4 machines, where  $0 < T_{ij} < 2^4 = 16$ . Thus  $n = 3$ ,  $m = 2$ , and  $q = 4$ . The running time of  $\mathcal{J}_1$  on machines  $\mathcal{M}_1, \mathcal{M}_2, \mathcal{M}_3$  and  $\mathcal{M}_4$  are respectively, 1, 3, 7, and 15 units of time.

Job/Machine	$\mathcal{M}_1$	$\mathcal{M}_2$	$\mathcal{M}_3$	$\mathcal{M}_4$
$\mathcal{J}_1$	1	3	7	15
$\mathcal{J}_2$	2	1	9	3
$\mathcal{J}_3$	6	2	5	8
$\mathcal{J}_4$	11	13	7	4
$\mathcal{J}_5$	15	12	3	10
$\mathcal{J}_6$	10	7	8	14
$\mathcal{J}_7$	5	2	3	9
$\mathcal{J}_8$	1	10	11	13

The four vectors used to encode the processing time of job  $\mathcal{J}_1$  on machines  $\mathcal{M}_1, \mathcal{M}_2, \mathcal{M}_3$  and  $\mathcal{M}_4$  are respectively:

$$|e_1^1\rangle = |000001\rangle, \quad |e_1^2\rangle = |010011\rangle, \quad |e_1^3\rangle = |100111\rangle, \quad \text{and} \quad |e_1^4\rangle = |111111\rangle.$$

For  $\mathcal{J}_2$  the basis vectors are  $|000010\rangle, |010001\rangle, |101001\rangle, |110011\rangle$ , and so on.

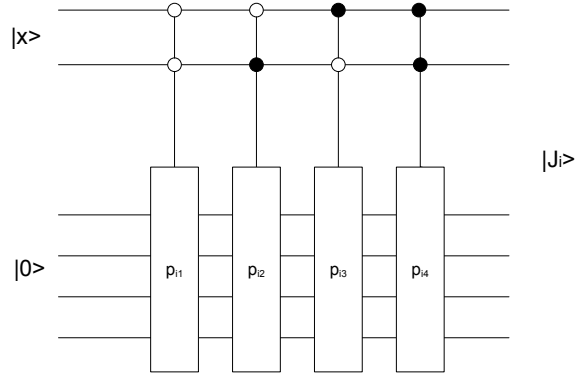


Figure 2: Quantum circuit to prepare the job state vectors. In this case  $|x\rangle$  is a set of two control qubits. Each control qubit is set to  $1/\sqrt{2}(|0\rangle + |1\rangle)$ . The target qubits will be prepared in a superposition of all possible job-machine states.

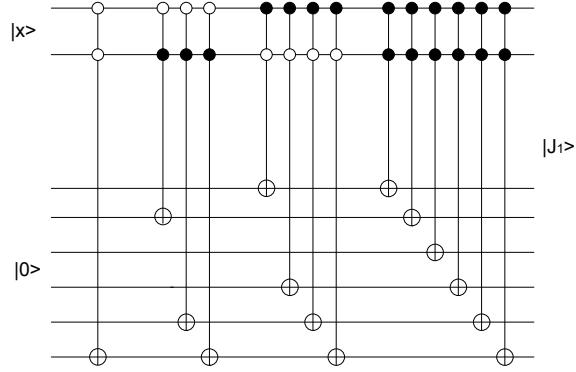


Figure 3: Quantum circuit to prepare  $|J_1\rangle$ . The execution times of  $J_1$  are 1, 3, 7, and 15 units of time respectively.  $|x\rangle$  are control qubits which control the selection of the four job-machine states,  $e_1^j$ ,  $1 \leq j \leq 4$ . The first two qubits of  $|J_1\rangle$  record the machine index, and the remaining four qubits record the time if  $J_1$  is assigned to the corresponding machine.

Figure 3 shows the circuit used to prepare the job vector  $|J_1\rangle$  for our example. The job state  $|J_1\rangle$  is prepared in a equal superposition of basis states:

$$|J_1\rangle = \frac{1}{2}(|000001\rangle + |010011\rangle + |100111\rangle + |111111\rangle).$$

We can prepare other job vectors in the same way, for example:

$$|J_2\rangle = \frac{1}{2}(|000010\rangle + |010001\rangle + |101001\rangle + |110011\rangle).$$

A schedule vector  $|\mathcal{S}\rangle$  is the tensor product of all job vectors. As each job vector is prepared in equal superposition, the schedule vector is in the equal superposition of all possible schedules.

We now provide two examples of schedule vectors:

(i) Schedule  $\mathcal{S}_1$ :

$$[\mathcal{J}_1 \mapsto \mathcal{M}_1, \mathcal{J}_2 \mapsto \mathcal{M}_2, \mathcal{J}_3 \mapsto \mathcal{M}_1, \mathcal{J}_4 \mapsto \mathcal{M}_4, \mathcal{J}_5 \mapsto \mathcal{M}_3, \mathcal{J}_6 \mapsto \mathcal{M}_2, \mathcal{J}_7 \mapsto \mathcal{M}_3, \mathcal{J}_8 \mapsto \mathcal{M}_1]$$

or,

$$[\mathcal{J}_1, \mathcal{J}_3, \mathcal{J}_8 \mapsto \mathcal{M}_1, \quad \mathcal{J}_2, \mathcal{J}_6 \mapsto \mathcal{M}_2, \quad \mathcal{J}_5, \mathcal{J}_7 \mapsto \mathcal{M}_3, \quad \mathcal{J}_4 \mapsto \mathcal{M}_4].$$

Schedule  $\mathcal{S}_1$  corresponds to the following job state vectors:

$$\begin{aligned} |J_1\rangle &= |\underline{000001}\rangle & |J_2\rangle &= |\underline{010001}\rangle & |J_3\rangle &= |\underline{000110}\rangle & |J_4\rangle &= |\underline{110100}\rangle \\ |J_5\rangle &= |\underline{100011}\rangle & |J_6\rangle &= |\underline{010111}\rangle & |J_7\rangle &= |\underline{100011}\rangle & |J_8\rangle &= |\underline{000001}\rangle \end{aligned}$$

The schedule vector for schedule  $\mathcal{S}_1$  is:

$$\begin{aligned} |\mathcal{S}_1\rangle &= |\underline{000001}\rangle \otimes |\underline{010001}\rangle \otimes |\underline{000110}\rangle \otimes |\underline{110100}\rangle \\ &\quad \otimes |\underline{100011}\rangle \otimes |\underline{010111}\rangle \otimes |\underline{100011}\rangle \otimes |\underline{010001}\rangle \end{aligned}$$

The completion times on all machines are:

$$C^{A_1}(\mathcal{M}_1) = 1 + 6 + 1 = 8, \quad C^{A_1}(\mathcal{M}_2) = 1 + 7 = 8, \quad C^{A_1}(\mathcal{M}_3) = 3 + 3 = 6, \quad C^{A_1}(\mathcal{M}_4) = 4.$$

The makespan of schedule  $\mathcal{S}_1$  is equal to the largest completion time over all machines:

$$C_{max}^{A_1} = 8.$$

(ii) Schedule  $\mathcal{S}_2$ :

$$[\mathcal{J}_1 \mapsto \mathcal{M}_2, \quad \mathcal{J}_2 \mapsto \mathcal{M}_1, \quad \mathcal{J}_3 \mapsto \mathcal{M}_3, \quad \mathcal{J}_4 \mapsto \mathcal{M}_4, \quad \mathcal{J}_5 \mapsto \mathcal{M}_3, \quad \mathcal{J}_6 \mapsto \mathcal{M}_2, \quad \mathcal{J}_7 \mapsto \mathcal{M}_1, \quad \mathcal{J}_8 \mapsto \mathcal{M}_2]$$

or,

$$[\mathcal{J}_2, \mathcal{J}_7 \mapsto \mathcal{M}_1, \quad \mathcal{J}_1, \mathcal{J}_6, \mathcal{J}_8 \mapsto \mathcal{M}_2, \quad \mathcal{J}_3, \mathcal{J}_5 \mapsto \mathcal{M}_3, \quad \mathcal{J}_4 \mapsto \mathcal{M}_4]$$

Schedule  $\mathcal{S}_2$  corresponds to the following job state vectors:

$$\begin{aligned} |J_1\rangle &= |\underline{010011}\rangle & |J_2\rangle &= |\underline{000010}\rangle & |J_3\rangle &= |\underline{100101}\rangle & |J_4\rangle &= |\underline{110100}\rangle \\ |J_5\rangle &= |\underline{100011}\rangle & |J_6\rangle &= |\underline{010111}\rangle & |J_7\rangle &= |\underline{000101}\rangle & |J_8\rangle &= |\underline{010001}\rangle \end{aligned}$$

The schedule vector is:

$$\begin{aligned} |\mathcal{S}_2\rangle &= |\underline{010011}\rangle \otimes |\underline{000010}\rangle \otimes |\underline{100101}\rangle \otimes |\underline{110100}\rangle \\ &\quad \otimes |\underline{100011}\rangle \otimes |\underline{010111}\rangle \otimes |\underline{000101}\rangle \otimes |\underline{010001}\rangle \end{aligned}$$

The completion time for schedule  $\mathcal{S}_2$  for all machines are:

$$C^{A_2}(\mathcal{M}_1) = 2 + 5 = 7, \quad C^{A_2}(\mathcal{M}_2) = 1 + 2 + 10 = 13, \quad C^{A_2}(\mathcal{M}_3) = 5 + 3 = 8, \quad C^{A_2}(\mathcal{M}_4) = 4.$$

with makepan  $C_{max}^{A_2} = 13$ .

## 4 Quantum Measurements

Quantum measurements are subject to Born's rule. This fundamental postulate<sup>2</sup> of quantum mechanics is typically formulated as:

*Consider a system in state  $|\psi\rangle$  and an observable  $\mathcal{A}$  with eigenvectors  $\{ |a_i\rangle \}$  and eigenvalues  $\{ \lambda_i \}$ . Then the probability for a measurement of the observable  $\mathcal{A}$  to yield a particular value  $\lambda_i$  is:*

<sup>2</sup>Even though no violation of the Born's rule has been observed experimentally it would be desirable to replace this postulate by a derivation based upon a set of fundamental assumptions. A. M. Gleason has presented a mathematical motivation for the form of Born's rule [9] and more recent W. H. Zurek used a mechanism termed environment-assisted invariance, or envariance, for a novel derivation of the Born's rule [33].

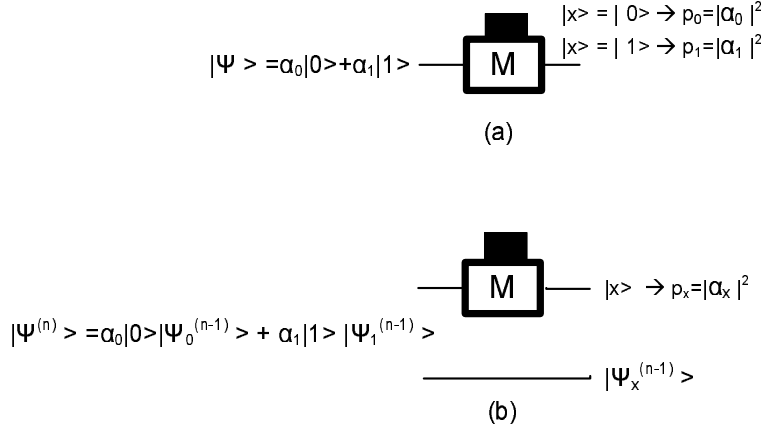


Figure 4: (a) The measurement of a single qubit in state  $|\psi\rangle = \alpha_0 |0\rangle + \alpha_1 |1\rangle$  using a one-qubit measurement gate. The instrument displays the result 0 with probability  $p_0 = |\alpha_0|^2$  and 1 with probability  $p_1 = |\alpha_1|^2$ . (b) We use a one-qubit measurement gate to measure only the first qubit of a register of  $n$  qubits in state  $|\psi^{(n)}\rangle = \alpha_0 |0\rangle |\psi_0^{(n-1)}\rangle + \alpha_1 |1\rangle |\psi_1^{(n-1)}\rangle$ . If the result displayed by the instrument is 0 (when the single qubit measured is projected on  $|0\rangle$ ) then the remaining  $n - 1$  qubits are in state  $|\psi_0^{(n-1)}\rangle$ ; when the result displayed by the instrument is 1 (when the single qubit measured is projected on  $|1\rangle$ ) then the remaining  $n - 1$  qubits are in state  $|\psi_1^{(n-1)}\rangle$ .

$$p(\lambda_i) = |\langle a_i | \psi \rangle|^2.$$

Figure 4 illustrates the application of the Born rule for the measurement of the state of qubits. In 4 (b) we illustrate the generalized Born rule; we use a one-qubit measurement gate to measure only the first qubit of a register of  $n$  qubits in state  $|\psi^n\rangle = \alpha_0 |0\rangle |\psi_0^{(n-1)}\rangle + \alpha_1 |1\rangle |\psi_1^{(n-1)}\rangle$ . Based upon the result of the measurement we decide that the remaining  $(n - 1)$  qubits are either in state  $|\psi_0^{(n-1)}\rangle$  or in  $|\psi_1^{(n-1)}\rangle$ . We can also apply the generalized Born rule to measure first  $k$  qubits of an  $n$ -qubit register originally in state

$$|\psi^n\rangle = \sum_{i=0}^{2^k-1} \alpha_i |i\rangle \otimes |\psi_i^{(n-k)}\rangle.$$

When the result of the measurement performed on the first  $k$  qubits is  $x = r$  then we know that the remaining  $(n - k)$  qubits are in state  $|\psi_r^{(n-k)}\rangle$ .

We now apply these ideas to a scheduling problem. Recall that the index qubits are entangled with the target/ancilla or qubits which give the execution time on that particular machine. If this entanglement is maintained while we measure the ancilla qubits, the index qubits will be projected as well. If we have the means to identify the optimal schedule and measure its ancilla qubits, then the index qubits will give the choice of machine for each job, for the optimal schedule.

For example, consider the case the schedule vector is in an equal superposition of two schedules,  $\mathcal{S}_1$  and  $\mathcal{S}_2$ :

$$\begin{aligned} |\mathcal{S}\rangle &= 1/\sqrt{2}(|\mathcal{S}_1\rangle + |\mathcal{S}_2\rangle) \\ &= 1/\sqrt{2}(|\underline{000001}\rangle \otimes |\underline{010001}\rangle \otimes |\underline{000110}\rangle \otimes |\underline{110100}\rangle \\ &\quad \otimes |\underline{100011}\rangle \otimes |\underline{010111}\rangle \otimes |\underline{100011}\rangle \otimes |\underline{010001}\rangle \\ &\quad + |\underline{010011}\rangle \otimes |\underline{000010}\rangle \otimes |\underline{100101}\rangle \otimes |\underline{110100}\rangle \\ &\quad \otimes |\underline{100011}\rangle \otimes |\underline{010111}\rangle \otimes |\underline{000101}\rangle \otimes |\underline{010001}\rangle). \end{aligned}$$

When we measure a subset of qubits, e.g. the the rightmost four (the ones which are not underlined) and obtain the result



$$|0001\rangle \otimes |0001\rangle \otimes |0110\rangle \otimes |0100\rangle \otimes |0011\rangle \otimes |0111\rangle \otimes |0011\rangle \otimes |0001\rangle$$

we know the state of the remaining index qubits, which indicate the particular mapping of jobs to machines given by schedule  $\mathcal{S}_1$ :

$$\mathcal{J}_1 \mapsto \mathcal{M}_1, \quad \mathcal{J}_2 \mapsto \mathcal{M}_2, \quad \mathcal{J}_3 \mapsto \mathcal{M}_1, \quad \mathcal{J}_4 \mapsto \mathcal{M}_4, \quad \mathcal{J}_5 \mapsto \mathcal{M}_3, \quad \mathcal{J}_6 \mapsto \mathcal{M}_2, \quad \mathcal{J}_7 \mapsto \mathcal{M}_3, \quad \mathcal{J}_8 \mapsto \mathcal{M}_1.$$

We conclude that given a schedule  $\mathcal{S}_k$  we can obtain the actual mapping of jobs to machines given the the tensor product of the vectors representing the execution time of each job on the machine it is assigned to by schedule  $\mathcal{S}_k$ .

## 5 The Running Time of Machine $\mathcal{M}_j$ under Schedule $\mathcal{S}_k$

Computing the total running time of machine  $\mathcal{M}_j$  under schedule  $\mathcal{S}_k$  requires summation of the running times of all jobs assigned to  $\mathcal{M}_j$ . Now we are concerned with the construction of a quantum adder similar to a classic adder, e.g.  $|5\rangle + |6\rangle = |11\rangle$ . A quantum adder has:

- $n$  inputs  $a_1, a_2, \dots, a_n$ , each one is a register of  $q$  qubits,
- one carry in  $c$ , and
- one output  $S = \sum_{i=1}^n a_i + c$ , a register of  $q + n$  qubits.

The truth table of a one-qubit quantum adder is presented in Table 1 and the corresponding quantum circuit is shown in Figure 5.

Table 1: The truth table of a one-qubit quantum adder with two inputs  $|x_i\rangle$  and  $|y_i\rangle$  and a carry in,  $|c_i\rangle$ .

$ x_i\rangle$	$ y_i\rangle$	$ c_i\rangle$	$ x_i + y_i\rangle$
0	0	0	00
0	0	1	01
1	0	0	01
1	0	1	10
0	1	0	01
0	1	1	10
1	1	0	10
1	1	1	11

For this one-qubit adder, if we have inputs:

$$|x_i\rangle = \frac{1}{\sqrt{2}}(|0\rangle + |1\rangle), \quad |y_i\rangle = |1\rangle, \quad |c_i\rangle = |0\rangle$$

the output will be:

$$\frac{1}{\sqrt{2}}(|01001\rangle + |11010\rangle).$$

Once we measure the last two qubits and obtain the result  $|10\rangle$ , we are certain the first qubit is in state  $|1\rangle$ , as the output qubits are entangled during the operation.

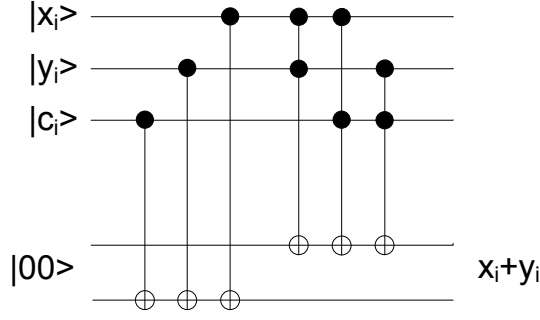


Figure 5: One-qubit quantum adder with carry in,  $|c_i\rangle$ , and two inputs  $|x_i\rangle$  and  $|y_i\rangle$ . The outputs are in an entangled state.

One may argue that a quantum adder violates the no-cloning theorem. If one can build a circuit performing the function

$$|x_i\rangle + |y_i\rangle = |z_i\rangle$$

when we set  $|y_i\rangle = |0\rangle$ , then we have  $|z_i\rangle = |x_i\rangle$ . Actually, such an operation just produces two entangled qubits rather than a replica of its input,  $|\psi\rangle = a|0\rangle + b|1\rangle$ , as shown in Figure 6.

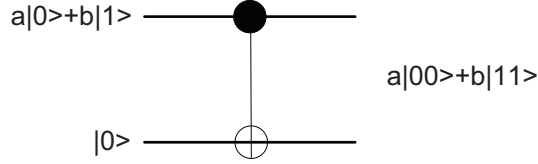


Figure 6: Circuit whose output is  $a|00\rangle + b|11\rangle$  rather than  $(a|0\rangle + b|1\rangle) \otimes (a|0\rangle + b|1\rangle)$ .

Similarly, the quantum circuit in Figure 5 does not violate the no-cloning theorem. Unlike a classic adder where  $x_i, y_i$ , and  $x_i + y_i$  can be used separately, a quantum adder produces an entangled state  $\overbrace{|x_i y_i (x_i + y_i)\rangle}$ . A measurement on a subset of qubits will project the remain qubits simultaneously.

To obtain the total running time of machine  $\mathcal{M}_j$  under schedule  $\mathcal{S}_k$  we add the execution times, (in our examples those qubits of a job-machine vector which are not underlined) for all jobs assigned to  $\mathcal{M}_j$  and create a running time vector for machine  $\mathcal{M}_j$ ,  $|T_j\rangle$ . The *running time vector for schedule*  $\mathcal{S}_k$  is the superposition of the execution time on individual machines:

$$|\mathcal{T}^{\mathcal{S}_k}\rangle = |T_1^{\mathcal{S}_k}\rangle \otimes |T_2^{\mathcal{S}_k}\rangle \cdots \otimes |T_m^{\mathcal{S}_k}\rangle.$$

For example, for machine  $\mathcal{M}_1$  under schedule  $\mathcal{S}_1$  (see Section 3):

$$|T_1\rangle : \quad |0001\rangle + |0000\rangle + |0110\rangle + |0000\rangle + |0000\rangle + |0000\rangle + |0000\rangle + |0001\rangle,$$

or

$$|T_1\rangle : \quad |0001000\rangle.$$

We wish to construct a quantum circuit to sum the execution time of jobs assigned to each machine  $\mathcal{M}_j$ . We use the index qubits as control qubits to control the summation of each index, or each machine; the index qubits are entangled with the target qubits which give the running time

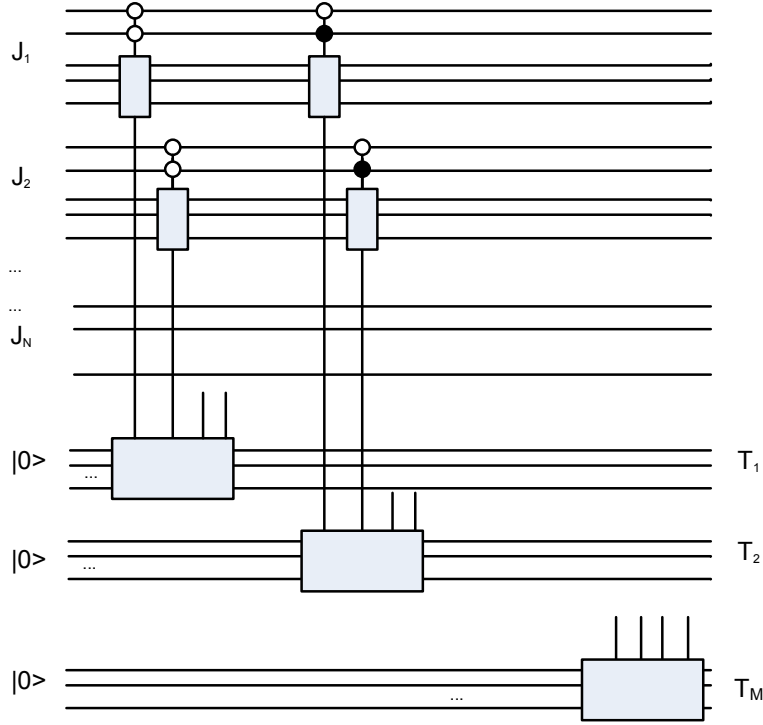


Figure 7: A circuit to compute the sum of the execution time of jobs assigned to each machine.  $J_1, J_2 \dots J_N$  are the job vectors prepared according to the scheme discussed in Section 3, and  $T_1, T_2, \dots T_M$  represent the execution time on machines  $\mathcal{M}_1, \mathcal{M}_2, \dots \mathcal{M}_M$  respectively.

on that machine. As the input qubits  $|\mathcal{S}\rangle$  are prepared in the equal superposition of all possible schedules, this operation will prepare the running time of machines under all possible schedules.

In Figure 7,  $T_1, T_2, \dots T_M$  represent the execution time on machines  $\mathcal{M}_1, \mathcal{M}_2, \dots \mathcal{M}_M$  respectively. When the index qubits are not “active”, the respective input for the summation circuit will be zero. For example, if the index of  $e_2^2 = |\underline{01}0001\rangle$  is 01, rather than 00, then the index qubits of  $e_2^2$  for  $|T_1\rangle$  are not active.

The execution time of any job on any machine is an integer at most equal to  $2^q$ . Thus, the sum of the execution time of at most  $2^n$  jobs, will be at most  $2^{n+q}$  and we need  $n+q$  qubits to represent this integer.

For the example discussed in Section 4, after the summation operation, the system will be in the state:

$$|\widehat{\mathcal{ST}}\rangle = 1/\sqrt{2}(|\mathcal{S}_1\mathcal{T}^1\rangle + |\mathcal{S}_2\mathcal{T}^2\rangle)$$

or

$$\begin{aligned} |\widehat{\mathcal{ST}}\rangle = & 1/\sqrt{2}(|\underline{000001}\rangle \otimes |\underline{01}0001\rangle \otimes |\underline{000110}\rangle \otimes |\underline{110100}\rangle \otimes |\underline{100011}\rangle \otimes |\underline{010111}\rangle \\ & \otimes |\underline{100011}\rangle \otimes |\underline{01}0001\rangle \otimes |\underline{0001000}\rangle \otimes |\underline{0001000}\rangle \otimes |\underline{0000110}\rangle \otimes |\underline{0000100}\rangle \\ & + |\underline{01}0011\rangle \otimes |\underline{000010}\rangle \otimes |\underline{100101}\rangle \otimes |\underline{110100}\rangle \otimes |\underline{100011}\rangle \otimes |\underline{010111}\rangle \\ & \otimes |\underline{000101}\rangle \otimes |\underline{01}0001\rangle \otimes |\underline{0000111}\rangle \otimes |\underline{0001011}\rangle \otimes |\underline{0001000}\rangle \otimes |\underline{0000100}\rangle) \end{aligned}$$

## 6 Determination of the Makespan

Now we have the system in state  $|\widehat{ST}\rangle$ , of which the last  $M(n+q)$  qubits provide the running time of all  $M$  machines under all schedules. The makespan of a schedule is equal to the maximum running time among the  $M$  machines under that schedule. We want to construct a **Max** circuit, as shown in Figure 8, to compute the makespan of each schedule. The quantum circuit computes the maximum over an input set, e.g.,  $\text{Max}(|5\rangle, |7\rangle, |4\rangle) = |7\rangle$ . The input to this circuit is a set of  $n+q$  qubits. The output  $|\text{Max}\rangle$ , has also  $n+q$  qubits.

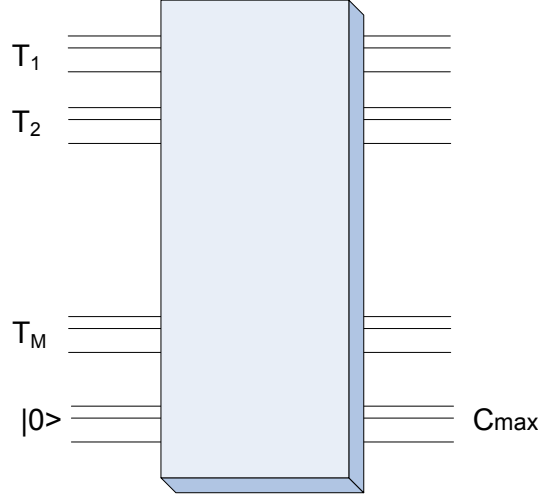


Figure 8: The quantum circuit to compute the makespan, the maximum running time among all machines. The output of this circuit is an entangled state.

We implement such a **Max** circuit for two 2-qubit inputs  $x$  and  $y$  as shown in Figure 9. With two ancilla qubits, this quantum circuit gives the  $C_{max}$  of the two inputs on the last two qubits. Table 2 shows the truth table of the **Max** circuit.

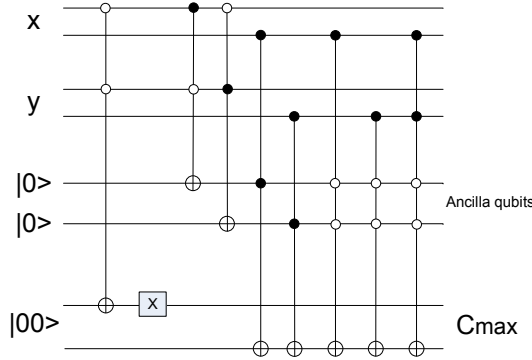


Figure 9: A two-qubit quantum circuit for the **Max** function. The circuit has two 2-qubit input registers  $x, y$ , two ancilla qubits initially in state  $|0\rangle$  and a two-qubit register for the  $C_{max}$  value, initialized in  $|00\rangle$ .

The output of a quantum circuit as in Figure 8 is an entangled state, rather than the tensor product  $|T_1\rangle \otimes |T_2\rangle \otimes \dots \otimes |T_M\rangle \otimes |C_{max}\rangle$ . This means that once we measure the register containing the vector  $|C_{Max}\rangle$ , we project all the vectors  $|T_1\rangle, |T_2\rangle, \dots, |T_M\rangle$  as well. Recall

Table 2: The truth table for **Max** quantum circuit with two 2-qubit input registers  $|x\rangle, |y\rangle$ .

$ x\rangle$	$ y\rangle$	$ Max\rangle$	$ x\rangle$	$ y\rangle$	$ Max\rangle$
00	00	00	00	10	10
01	00	01	01	10	10
10	00	10	10	10	10
11	00	11	11	10	11
00	01	01	00	11	11
01	01	01	01	11	11
10	01	10	10	11	11
11	01	11	11	11	11

that the  $|midT\rangle$  was prepared in an equal superposition of running times of the machines under all possible schedules. Thus, such a **Max** operation prepares the  $C_{max}$  register in an equal superposition of the makespans of all possible schedules.

Up to now, we discussed the implementation of the quantum circuits presented in Figure 1. During these operations, we successfully entangle the job vectors with the **Sum** and the **Makespan** vectors. These vectors are prepared in the equal superposition of all possible schedules, which can be written as:

$$|\overbrace{\mathcal{STC}_{max}}\rangle = \sum_1^{2^{m2^n}} \mathcal{S}_i \mathcal{T}_i C_{maxi},$$

where,  $1 \leq i \leq 2^{m2^n}$  indexes different schedules, and we ignore the coefficients.

For the simple example in Section 4, the system will be in the state :

$$\begin{aligned} |\overbrace{\mathcal{STC}_{max}}\rangle &= 1/\sqrt{2}(|\mathcal{S}_1\rangle |\mathcal{T}_1\rangle |C_{max1}\rangle + |\mathcal{S}_2\rangle |\mathcal{T}_2\rangle |C_{max}\rangle) \\ &= 1/\sqrt{2}(|\underline{000001}\rangle \otimes |\underline{010001}\rangle \otimes |\underline{000110}\rangle \otimes |\underline{110100}\rangle \otimes |\underline{100011}\rangle \otimes |\underline{010111}\rangle \otimes |\underline{100011}\rangle \\ &\quad \otimes |\underline{010001}\rangle \otimes |0001000\rangle \otimes |0001000\rangle \otimes |0000110\rangle \otimes |0000100\rangle \otimes |0001000\rangle \\ &\quad + |\underline{010011}\rangle \otimes |\underline{000010}\rangle \otimes |\underline{100101}\rangle \otimes |\underline{110100}\rangle \otimes |\underline{100011}\rangle \otimes |\underline{010111}\rangle \otimes |\underline{000101}\rangle \\ &\quad \otimes |\underline{010001}\rangle \otimes |0000111\rangle \otimes |0001011\rangle \otimes |0001000\rangle \otimes |0000100\rangle \otimes |0001011\rangle) \end{aligned}$$

## 7 Searching for a Schedule with a Given Makespan

In our approach, a generalized version of Grover's search algorithm will be used to find a schedule with a given makespan. The basic ideas of Grover's quantum search algorithm are discussed next.

Consider a search space  $\mathcal{T}_{search} = \{E_x\}$  consisting of  $N = 2^n$  elements. Each element  $E_x, 1 \leq x \leq 2^n$ , is uniquely identified by a binary  $n$ -tuple  $x$ , called *the index* of the element. We assume that  $M \leq N$  elements satisfy the requirements of a query and we wish to identify one of them.

The classic approach is to repeatedly select an element  $E_j$ , decide if the element is a solution to the query, and if so, terminate the search. If there is a single solution ( $M = 1$ ) then a classical exhaustive search algorithm requires  $\mathcal{O}(2^n)$  iterations.

The basic idea of Grover's quantum search algorithm is illustrated in Figure 10. We apply a Walsh-Hadamard transform to create an equal superposition state which includes all elements of the search space:

$$|\psi\rangle = \frac{1}{\sqrt{N}} \sum_{x=0}^{N-1} |x\rangle.$$

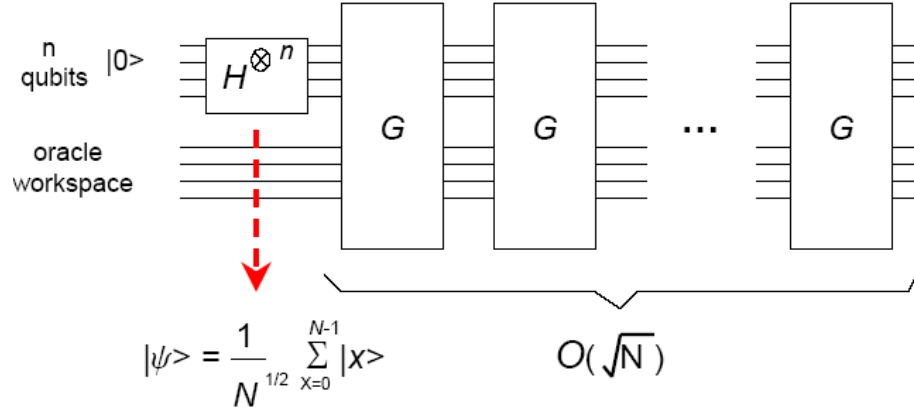


Figure 10: The steps required by Grover's algorithm.

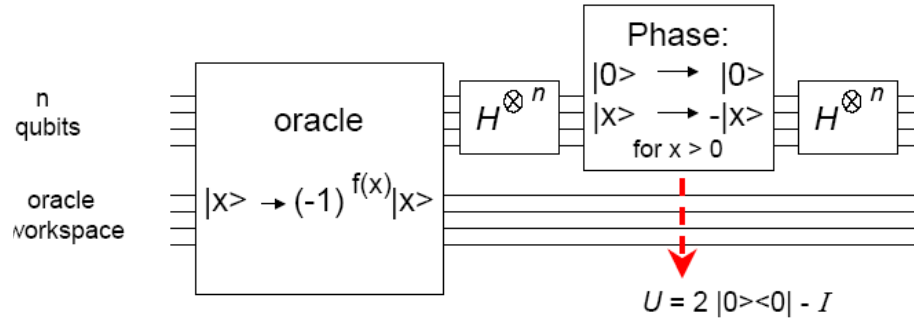


Figure 11: A quantum circuit for the Grover's iteration

Then we perform Grover's iterations. The circuit for this algorithm is presented in Figure 11

An oracle examines an index/label,  $x$ , and decides if it matches the search argument or not. To abstract this process we consider a function  $f(x)$  with  $0 \leq x \leq 2^n - 1$  such that

$$f(x) = \begin{cases} 0 & \text{if } x \text{ is not a solution} \\ 1 & \text{if } x \text{ is a solution.} \end{cases}$$

An *oracle qubit*,  $|q\rangle$ , initially set to  $|0\rangle$  and reset to  $|1\rangle$  when the oracle recognizes a solution to the search problem we pose. The black box oracle  $O$  performs the following transformation

$$O |x\rangle |q\rangle = |x\rangle |q \oplus f(x)\rangle.$$

The oracle qubit can be initially in the state  $|q\rangle = (1/\sqrt{2})(|0\rangle - |1\rangle)$ .

Thus this transformation can be rewritten as

$$O |x\rangle (|0\rangle - |1\rangle)/\sqrt{2} = (-1)^{f(x)} |x\rangle (|0\rangle - |1\rangle)/\sqrt{2}.$$

The state of the oracle qubit does not change and can be omitted from the description of the quantum search algorithm

$$|x\rangle \mapsto (-1)^{f(x)} |x\rangle.$$

Let  $U$  be the following transformation:

$$U = 2 |0\rangle\langle 0| - I.$$

Then a conditional phase shift in Figure 11 applied to the system is:

$$S_p = H^{\otimes n} U H^{\otimes n} = H^{\otimes n} (2 | 0 \rangle \langle 0 | - I) H^{\otimes n} = 2 | \psi \rangle \langle \psi | - I.$$

A Grover's iteration consists of  $O$ , the transformation performed by the oracle followed by a conditional phase shift:

$$G = S_p O = (2 | \psi \rangle \langle \psi | - I) O$$

Thus, the quantum search algorithm could be written as:

$$G^R \frac{1}{\sqrt{N}} \sum_{x=0}^{N-1} | x \rangle | q \rangle = [(2 | \psi \rangle \langle \psi | - I) O]^R \frac{1}{\sqrt{N}} \sum_{x=0}^{N-1} | x \rangle (| 0 \rangle - | 1 \rangle) / \sqrt{2} \approx | x_0 \rangle (| 0 \rangle - | 1 \rangle) / \sqrt{2}$$

When after  $R = \mathcal{O}(\sqrt{\frac{N}{M}})$  iterations, we measure the first  $n$  qubits we obtain  $x_0$ , the solution to the search problem.

*Amplitude amplification* represents a generalization of the Grover's quantum search idea [13, 14]. Let  $\mathcal{A}$  be a unitary operator in a Hilbert space,  $\mathcal{H}_N$  with an orthonormal basis  $| 0 \rangle, | 1 \rangle, \dots | N-1 \rangle$ ; the only condition imposed on  $\mathcal{A}$  is to be invertible, thus  $\mathcal{A}$  must not involve any measurements.

If  $\chi : \{0, 1, \dots, N-1\} \mapsto \{0, 1\}$  is a Boolean function we say that the basis state  $| x \rangle$  is a “Good” state if  $\chi(x) = 1$  and  $| x \rangle$  is a “Bad” state if  $\chi(x) = 0$ . The central piece of the amplitude amplification is an operator  $\mathcal{Q}$  defined as:

$$\mathcal{Q} = \mathcal{Q}(\mathcal{A}, \chi, \phi, \varphi) = -\mathcal{A} S_0(\phi) \mathcal{A}^{-1} S_\chi(\varphi).$$

with  $\phi$  and  $\varphi$  two angles such that  $0 \leq \phi, \varphi \leq \pi$  and  $S_\chi$  an operator with conditionally changes the amplitudes of “Good” states:

$$| x \rangle \mapsto \begin{cases} e^{i\varphi} | x \rangle & \text{if } \chi(x) = 1 \\ | x \rangle & \text{if } \chi(x) = 0. \end{cases}$$

Similarly,  $S_0$  amplifies the amplitude by a factor  $e^{i\phi}$  if the state is  $| 1 \rangle$ .

Let  $a$  denote the probability of finding a “Good” element  $x$ ; amplitude amplification allows to find a “Good”  $x$  after an expected number of applications of  $\mathcal{A}$  and of the inverse of  $\mathcal{A}$ ; the number of iterations is proportional to  $1/\sqrt{a}$ . We also define the angle  $\theta$  such that:

$$\sin^2(\theta) = a.$$

Grover's algorithm is a particular instance of amplitude amplification when:

- the oracle implements the Boolean function  $f = \chi$ ,
- the transformation  $\mathcal{A}$  is the Walsh-Hadamard transform  $W = H^{\otimes n}$  on  $n$  qubits, and
- the Grover's iteration  $-W S_0 W S_f$  corresponds to the operator  $Q = -\mathcal{A} S_0 \mathcal{A}^{-1} S_\chi$ .

This iteration carried out by transformation  $Q$  can be regarded as a *rotation* in the two-dimensional space spanned by the starting vector  $| \psi_0 \rangle = \mathcal{A} | 0 \rangle = \sum_{x \in X} \alpha_x | x \rangle$  and the state consisting of a uniform superposition of solutions to the search problem. The initial state may be expressed as:

$$| \psi_0 \rangle = \frac{1}{\sqrt{2}} \left( \frac{1}{\sqrt{a}} | \text{Good} \rangle + \frac{1}{\sqrt{1-a}} | \text{Bad} \rangle \right)$$

Figure 12 presents the effect of the transformation  $Q = -\mathcal{A} S_0 \mathcal{A}^{-1} S_\chi$  as:

- the oracle operation  $S_\chi$  performs a reflection about the vector  $| \text{Good} \rangle$ .

$$S_\chi | x \rangle = | x \rangle \quad (\chi(x) = 1) \quad \quad S_\chi | x \rangle = - | x \rangle \quad (\chi(x) = 0)$$

- $\mathcal{A}S_0\mathcal{A}^{-1}$  performs a reflection about the initial state  $|\psi_0\rangle$

$$S_0 | 0 \rangle = | 0 \rangle \quad \quad S_0 | x \rangle = - | x \rangle \quad (x \neq 0)$$

- $Q = -\mathcal{A}S_0\mathcal{A}^{-1}S_\chi$  performs a rotation toward  $| \text{Good} \rangle$  vector by  $2\theta$  radians, where  $\sin^2 \theta = a$

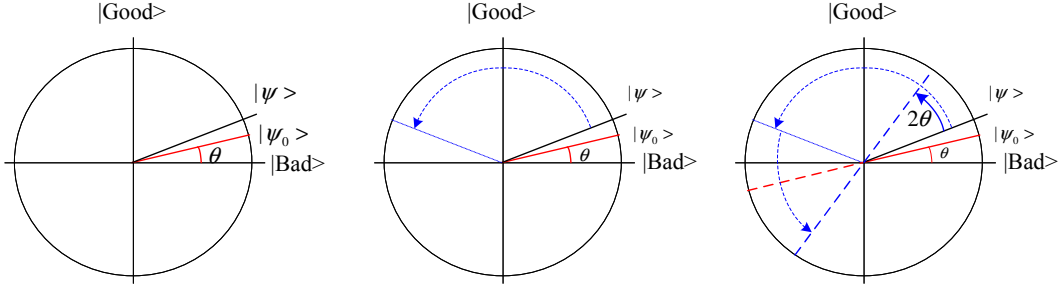


Figure 12: The search operator  $Q$  as a rotation operator

Each iteration  $Q$  will rotate the system state by  $2\theta$  radians toward the solutions of the search problem. Thus after  $m$  iterations, the measurement on the final state  $Q^m | \psi_0 \rangle$  will produce a “Good” state with probability equal to  $\sin^2((2m+1)\theta)$ . This algorithm **Qsearch** could find a good solution using an expected number of applications of  $\mathcal{A}$  and  $\mathcal{A}^{-1}$  which are in  $\mathcal{O}(\frac{1}{\sqrt{a}})$ . [13, 14]

Now let us return to our scheduling problem and recall that:

- We prepare each job vector  $| J_i \rangle$  in a superposition state which includes the running times on all machines. The first  $m$  qubits of a job vector are used for index of the machine and remaining  $q$  qubits are used for the running time of that job on the machine.
- We summarize the execution time of all jobs according to their machine indexes, which gives the running time of each machine  $T_j$ . The system is prepared in an entangled state:

$$|\widehat{ST}\rangle = \frac{1}{\sqrt{\sigma}} \sum_{\text{each schedules } k} \left( \bigotimes_{i=1}^N | J_{ik} \rangle \bigotimes_{j=1}^M | T_{jk} \rangle \right) \quad \sigma = 2^{m2^n},$$

a superposition of job vectors and summation vectors of all possible schedules.

- We obtain the maximum running time among all machines using the **Max** quantum circuit and prepare the system in state:

$$|\widehat{STC_{max}}\rangle = \frac{1}{\sqrt{\sigma}} \sum_{\text{each schedules } k} \left( \bigotimes_{i=1}^N | J_{ik} \rangle \bigotimes_{j=1}^M | T_{jk} \rangle | C_{max\ k} \rangle \right) \quad \sigma = 2^{m2^n}$$

As we can see, our algorithm successfully prepares the system in a equal superposition of all  $2^{m2^n}$  possible schedules. We define this whole preparation process as  $\mathcal{Z}$ . This  $\mathcal{Z}$  transformation does not carry out a measurement of the system at any time. Therefore, there exists an inverse transformation operation  $\mathcal{Z}^{-1}$ . We can use the amplitude amplification algorithm to search the schedule with the makespan  $D_k = \mu$ . If we find such a makespan, then the job vectors will be also



projected. These projections will give us the actual mapping of jobs to machines corresponding to the schedule with the given makespan.

The searching processes consists of the following steps:

- Apply the  $\mathcal{Z}$  transformation on  $|0\rangle$  to prepare the system in an equal superposition of all  $2^{m2^n}$  possible schedules,  $|\psi\rangle$ .
- Repeat the following steps  $\mathcal{O}(\sqrt{\sigma})$  times:  

$$\text{Apply } Q \text{ on } |\psi\rangle, \text{ in which } Q = -\mathcal{Z}S_0\mathcal{Z}^{-1}S_f$$
- Measure the resulting state.
- Return the result, in which the job vectors give the detail arrangement of the schedule.

The oracle in our searching algorithm has some difference from the original one. The original oracle in Grover's algorithm checks the whole system qubits to reverse the solution of the searching problem. In our case, the oracle only checks a part of the system qubits -  $C_{max}$  qubits. It is easy to implement such an oracle using the similar idea as in [24].

## 8 Summary

The algorithm discussed in this paper makes extensive use of a generalized version of Grover's search algorithm - *Amplitude amplification* to solve the following problem: given a set of  $N = 2^n$  jobs  $\mathcal{J}_i$ ,  $1 \leq i \leq 2^n$ , a set of  $M = 2^m$  machines,  $\mathcal{M}_j$ ,  $1 \leq j \leq 2^m$  and the execution time of all the jobs on all machines,  $1 \leq T_{ij} \leq 2^q$ , does a schedule  $\mathcal{A}$  with the makespan  $C_{max}^{\mathcal{A}} = \mu$  exist, and if it does, what is the schedule  $\mathcal{A}$ . Given a range of makespans  $\mu_{low} \leq \mu \leq \mu_{high}$  we can use the algorithm repeatedly to find a schedule with a makespan in that range.

The algorithm constructs a superposition of all schedules with their makespans with no measurement. Then we use the *Amplitude amplification* algorithm to search the solution of the problem which needs  $\mathcal{O}(\sqrt{2^{m2^n}})$  iterations. As we know, the corresponding complexity of a classical search algorithm is  $\mathcal{O}(2^{m2^n})$ .

## 9 Acknowledgments

The research reported in this paper was partially supported by National Science Foundation grant CCF 0523603. The authors express their thanks to Lov Grover for his comments and suggestions.

## References

- [1] D. Biron, O. Biham, E. Biham, M. Grassl, D. A. Lidar. *Generalized Grover Search Algorithm for Arbitrary Initial Amplitude Distribution*. Preprint, <http://arxiv.org/archive/quant-ph/9801066>, 1998.
- [2] E. Biham, O. Biham, D. Biron, M. Grassl, D. A. Lidar, and D. Shapira. *Analysis of Generalized Grover Search Algorithms for Using Recursion Equations*. Preprint, <http://arxiv.org/archive/quant-ph/0010077>, 2000.
- [3] A. Berthiaume and G. Brassard. *Oracle Quantum Computing*. Proc. Workshop on Physics of Computation, IEEE Pres, Los Alamitos Ca, 195–199, 1992.
- [4] R. Cleve, A. Ekert, L. Henderson, C. Macchiavello, and M. Mosca. *On Quantum Algorithms*. Preprint, <http://arxiv.org/archive/quant-ph/99036061> v1, 1999.

- [5] A. Ekert, R. Josza. *Quantum Algorithms: Entanglement Enhanced Information Processing*. Preprint, <http://arxiv.org/archive/quant-ph/9803072> v1, November 2000, also in *Phyl., Trans., Roy., Soc.*, London, 1997.
- [6] A. Ekert, P. Hayden, and H. Inamori. *Basic Concepts in Quantum Computing*. Preprint, <http://arxiv.org/archive/quant-ph/0011013> v1, November 2000.
- [7] R. P. Feynman. *Simulating Physics with Computers*. *Int. J. Theoret. Phys.* 21:467–488, 1982.
- [8] R. P. Feynman. *Quantum Mechanical Computers*. *Found. Phys.* 16:507–531, 1986.
- [9] A. M. Gleason. *Measures on a Close Subspace of a Hilbert Space*. *J. Math. Mec.*, **6**, 885, 1957.
- [10] L. K. Grover. *A Fast Quantum Algorithm for Database Search*. *Proc. ACM Symp. on Theory of Computing*, ACM Press, 212–219, 1996.
- [11] L. K. Grover. *Quantum Mechanics Helps in Searching for a Needle in a Haystack*. *Phys. Rev. Lett.* 78, 325–328, 1997.
- [12] L. K. Grover. *A Framework for Fast Quantum Mechanical Algorithms*. *Proc. Symp. on Theory of Computing*, ACM Press, 53–62, 1998.
- [13] G. Brassard, P. Hyer, M. Mosca, and A. Tapp. *Quantum amplitude amplification and estimation*. *quant-ph/0005055*, 15 May 2000
- [14] Peter Hoyer. *On Arbitrary Phases in Quantum Amplitude Amplification* *Physical Review A*, 62:052304, 2000
- [15] R. Josza. *Entanglement and Quantum Computation*. Preprint, <http://arxiv.org/archive/quant-ph/9707034> v1, 1997, also *Geometric Issues in the Foundations of Science*. S. Hugget, L. Mason, K.P. Tod, S.T. Tsou, and N. M. J. Woodhouse, Editors. Oxford University Press, 1997.
- [16] R. Josza. *Quantum Algorithms and the Fourier Transform*. Preprint, <http://arxiv.org/archive/quant-ph/9707033> v1, 1997, also *Proc., Roy., Soc., London*, 1997.
- [17] R. Josza. *Searching in Grover’s Algorithm*. Preprint, <http://arxiv.org/archive/quant-ph/9901021> v1, 1999.
- [18] R. Josza. *Quantum Factoring, Discrete Logarithms, and the Hidden Subgroup Problem*. Preprint, <http://arxiv.org/archive/quant-ph/0012084> v1, 2000.
- [19] R. Josza. *Illustrating the Concept of Quantum Information*. Preprint, <http://arxiv.org/archive/quant-ph/0305114> v1, 2003.
- [20] A. Yu. Kitaev *Quantum Measurements and the Abelian Stabilizer Problem*. Preprint, <http://arxiv.org/archive/quant-ph/9511026> v1, 1995.
- [21] E. Knill, R. Laflamme, H. Barnum, D. Dalvit, J. Dziarmaga, J. Gubernatis, L. Gurvis, G. Ortiz, L. Viola, and W. H. Zurek. *Quantum Information Processing*. Kluwer Encyclopedia of Mathematics, Supplement III, 2002.
- [22] D. C. Marinescu and G. M. Marinescu. *Approaching Quantum Computing*. Prentice Hall, Upper Saddle River, NJ, ISBN 0-13-145224-X, 2004.
- [23] M. Mosca and A. Ekert. *The Hidden Subgroup Problem and Eigenvalue Estimation on a Quantum Computer*. Preprint, <http://arxiv.org/archive/quant-ph/9903071> v1, May 1999.
- [24] M.A. Nielsen and I. L. Chuang. *Quantum Computing and Quantum Information*. Cambridge University Press, ISBN 0-521-63245-8, 2000.

- [25] C. M. Papadimitriou. *Computational Complexity*. Addison-Wesley, Reading, Mass., ISBN 0-2015-3082-1, 1994.
- [26] P. W. Shor. *Algorithms for Quantum Computation: Discrete Log and Factoring*. Proc. 35 Annual Symp. on Foundations of Computer Science, pages 124–134, IEEE Press, Piscataway, New Jersey, 1994.
- [27] P. W. Shor. *Polynomial-Time Algorithms for Prime Factorization and Discrete Logarithms on a Quantum Computer*. SIAM J. Computing 26:1484–1509, 1997.
- [28] P. W. Shor. *Introduction to Quantum Algorithms*. Preprint, <http://www.arXiv.org/quant-ph/0005003> July, 2001.
- [29] P. W. Shor. *Why Haven't More Quantum Algorithms Been Found*. Journal of the ACM, 50(1): 87–90, 2003.
- [30] D. R. Simon. *On the Power of Quantum Computation*. SIAM J. Computing 26:1474–1483, 1997.
- [31] A. Steane. *Quantum Computing*. Reports Prog. Phys. 61, 117, 1998. Preprint, <http://arxiv.org/archive/quant-ph/97080222> v2, September 1997.
- [32] L. M. K. Vandersypen, M. Steffen, G. Breyta, C. S. Yannoni, M. H. Sherwood, and I. S. Chuang. *Experimental Realization of Shor's Quantum Factoring Algorithm Using Nuclear Magnetic Resonance*. Nature, 414, 883:887, 2001. Also, Preprint, <http://arxiv.org/archive/quant-ph/0112176> v1, December, 2001.
- [33] W. H. Zurek. *Probabilities from Envariance*. Preprint, <http://arxiv.org/archive/quant-ph/0405161>, 2004.