

Atomic Coherence-induced Macroscopical Entangled Coherent State

L. Zhou^{1,2}, M. Suhail Zubairy¹, Marlan O. Scully¹

¹*Institute for Quantum Studies and Department of Physics,
Texas A&M University, College Station, Texas 77843, USA*

²*Department of Physics, Dalian University of Technology, Dalian 116024, P.R.China*

Atomic coherence can lead to many interesting phenomena such as correlated spontaneous emission laser, lasing without inversion, electromagnetically induced transparency. In this paper, using atomic coherence, we propose a scheme to produce pure and macroscopical entangled coherent state. When a three-level "V" configuration atom dispersively interacts with two -mode cavity field, under the strong driven and large detuning condition, entangled coherent state can be generated from two vacuum cavity modes. The average number of one cavity field can be as large as 10^5 , and the loss of the cavity has its benefit rather than negative affect cavity field.

PACS numbers: 03.67.Mn, 42.50.Dv

Entangled coherent state is one of important entangled resources not only because it is a macroscopic entangled state but also because it can be used to perform quantum information process such as quantum sweeping, quantum teleportation[1]. Of course, the generation of entangled coherent state is the precondition of making use of this kind of entangled resource. So, numerous schemes have been put forward to produce it[2-9] in different systems. Based on nonlinear interaction via double electromagnetically induced transparency, Ref.[2] studied a method to produce entangled coherent state. In ions traps system, entanglement swapping also promises to generate this kind of entangled resource[3]. Cavity quantum electrodynamics, as far as I know, is the earliest system in generation of a Schrodinger cat state[4, 5]. However, in these schemes of generation entangled coherent state, either the initial Schrodinger cat state[6] or the two mode coherent state[8] are needed; and in the entangled coherent state generation scheme proposed by Ref.[9], two cavity modes interact with a same atomic level transition, which could make it difficult to manipulate two cavity modes.

On the other hand, atomic coherence can lead to many interesting phenomena such as correlated spontaneous emission laser (CEL)[10], lasing without inversion[11], electromagnetically induced transparency [12]. Since it was shown that the two lasing modes are entangled when they interact with three-level atoms [10, 13], atomic coherence in production entanglement has been studied in detail [14, 15]. Ref.[14] showed that a CEL can lead to two-mode entanglement, and the average photon number can be very large in presence of cavity loss. Ref.[15] studied a three-level atom in V configuration and showed the atomic coherence can induce entanglement between two thermal fields. Although entanglement can be produced via CEL, the entanglement between two modes is either in mixed state [14, 15] or in entanglement state between single photon and vacuum such as $\frac{1}{\sqrt{2}}(|01\rangle + |10\rangle)$ [16]. Whether we can produce a pure macroscopically entangled state in CEL is not be answered.

In this paper, we develop atomic coherence inducing entanglement and propose a scheme to produce aentan-

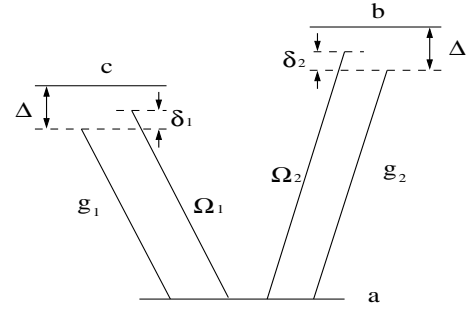


FIG. 1: The level configuration of atom. Two cavity modes dispersively interact with atomic transition $|c\rangle \leftrightarrow |a\rangle$ and $|b\rangle \leftrightarrow |a\rangle$ with the same detuning Δ , and the two atomic transitions are driven by two classical fields with detuning $\Delta - \delta_1$ and $\Delta - \delta_2$, respectively.

gled coherent state when the two mode fields interact with a three-level V configuration atom. Under reasonable parameters, we can produce a pure entangled coherent state, and the average photon number can be as large as 10^5 . Comparing our scheme with that of Refs[8], we do not need initial cavity state as a coherent state and we just need a vacuum cavity field, so the entangled coherent state can be achieved with one step reducing. In our scheme, due to the two cavity modes interacting with different atomic level transition, it is easy to operate the two cavity separately.

We consider a three-level atom in the "V" configuration crossing a two-mode field cavity. The atomic level configuration is depicted in Fig.1. The transitions $|a\rangle \leftrightarrow |c\rangle$ and $|a\rangle \leftrightarrow |b\rangle$ dispersively interact with two cavity modes with different coupling constants g_1 and g_2 but with the same detuning Δ ; and the two atomic transitions are also dispersively driven by two classical fields with Rabi frequency Ω_1, Ω_2 and detuning $\Delta - \delta_1, \Delta - \delta_2$, respectively.

In the interaction picture, Hamiltonian has the form

$$H_I = (g_1 a_1^\dagger + \Omega_1 e^{i\delta_1 t})|a\rangle\langle c| + (g_2 a_2^\dagger + \Omega_2 e^{i\delta_2 t})|a\rangle\langle b| + h.c. \quad (1)$$

Under large detuning interaction $\Delta \gg \Omega_i, g_i (i = 1, 2)$, the atom can not exchange energy with field. We can obtain effective Hamiltonian. There are several way to derive effective Hamiltonian. One of them is a second perturb method used by Zheng [17], the other two meth-

ods we called them eigenvalues simplify[18] and operators Heisenberg equation [19]. The second perturb method, comparing with the other two methods, is an more effective way and more easy to work. Employing this method, we derive the effective Hamiltonian as

$$H_{eff} = -(B+C)|a\rangle\langle a| + B|b\rangle\langle b| + C|c\rangle\langle c| + \left(\frac{g_1 g_2}{\Omega_1 \Omega_2} a_1^\dagger a_2 + \frac{g_1}{\Omega_1} a_1^\dagger e^{-i\delta_2 t} + \frac{g_2}{\Omega_2} a_2 e^{i\delta_1 t} + e^{i(\delta_1 - \delta_2)t}\right) \frac{\Omega_1 \Omega_2}{\Delta} |b\rangle\langle c| \\ + \left(\frac{g_1 g_2}{\Omega_1 \Omega_2} a_2^\dagger a_1 + \frac{g_2}{\Omega_2} a_2^\dagger e^{-i\delta_1 t} + \frac{g_1}{\Omega_1} a_1 e^{i\delta_2 t} + e^{-i(\delta_1 - \delta_2)t}\right) \frac{\Omega_1 \Omega_2}{\Delta} |c\rangle\langle b|. \quad (2)$$

Here, for easy writing, we let

$$B = \frac{1}{\Delta} (g_2^2 a_2 a_2^\dagger + \Omega_2^2 + \Omega_2 g_2 a_2^\dagger e^{-i\delta_2 t} + \Omega_2 g_2 a_2 e^{i\delta_2 t}) \\ C = \frac{1}{\Delta} (g_1^2 a_1 a_1^\dagger + \Omega_1^2 + g_1 \Omega_1 a_1^\dagger e^{-i\delta_1 t} + g_1 \Omega_1 a_1 e^{i\delta_1 t}).$$

Under the condition $\Omega_1(\Omega_2) \gg g_1(g_2)$, in the last two brackets of Eq.(2), we neglect small quantity terms, which is equal to performing a unitary transformation and then omit the high frequency oscillation [9, 20]. Later, we will show the reasonable of the approximation. To simplify the calculation, we let $\delta_1 = \delta_2 = \delta$, then obtain

$$H_I' = -(B+C)|a\rangle\langle a| + B|b\rangle\langle b| + C|c\rangle\langle c| \\ + \frac{\Omega_1 \Omega_2}{\Delta} (|c\rangle\langle b| + |b\rangle\langle c|). \quad (4)$$

Performing a unitary transformation $V = e^{it(B+C)} H_I' e^{-it(B+C)}$, the interaction Hamiltonian is written as

$$V = -(B+C)|a\rangle\langle a| \\ + e^{it(B-C)} \Omega_1 \Omega_2 |b\rangle\langle c| + e^{-it(B-C)} \Omega_1 \Omega_2 |c\rangle\langle b|. \quad (5)$$

We will use the atomic coherence to generate entangled coherent state; therefore the initial atomic state is prepared as $|\Psi_a(0)\rangle = \alpha|c\rangle + \beta|b\rangle$ and the two field modes are both in vacuum state. The state of the system is $|\Psi(0)\rangle = \alpha|b, 0, 0\rangle + \beta|c, 0, 0\rangle$. From Eq.(4), we obtain the evolution of system state as

$$|\Psi(t)\rangle = [\alpha \cos t \frac{\Omega_1 \Omega_2}{\Delta} - i\beta \sin t \frac{\Omega_1 \Omega_2}{\Delta} e^{it(B-C)}] |b, 0, 0\rangle \\ + (\beta \cos t \frac{\Omega_1 \Omega_2}{\Delta} - i\alpha e^{-it(B-C)} \sin t \frac{\Omega_1 \Omega_2}{\Delta}) |c, 0, 0\rangle. \quad (6)$$

When $\frac{\Omega_1 \Omega_2}{\Delta} t = m\frac{\pi}{2}$ ($m = 1, 2, 3, \dots$), we obtain

$$|\Psi(t)\rangle = \pm i[\beta e^{i\vartheta} |b, \alpha_1, \alpha_2\rangle + \alpha e^{-i\vartheta} |c, \alpha_1^*, \alpha_2^*\rangle], \quad (7)$$

where $\alpha_1 = -\frac{\Omega_1}{g_1} e^{-i\delta t} (1 - e^{-it\frac{g_1^2}{\Delta}})$, $\alpha_2 = -\frac{\Omega_2}{g_2} e^{-i\delta t} (1 - e^{it\frac{g_2^2}{\Delta}})$ and $\vartheta = (\frac{\Omega_2}{g_2})^2 \sin \frac{g_2^2}{\Delta} t + \frac{g_2^2}{\Delta} t - (\frac{\Omega_1}{g_1})^2 \sin \frac{g_1^2}{\Delta} t - \frac{g_1^2}{\Delta} t$.

When we deduce Eq.(8), we have used $e^{A+B} = \exp(\frac{A}{k}(1 - e^{-k}))e^B$ if $[A, B] = kA$, k commute with A and B . Eq.(8) shows clearly that the atomic coherence plays a key role in generation a two-mode field entanglement. If α or β equal to zero, the two mode field will have no entanglement. To produce large entanglement of two mode field, we need $\alpha = \beta = \frac{1}{\sqrt{2}}$. When the atom comes out from the two mode cavity, then it enters into low-Q two mode cavity and experiences a $\pi/2$ microwave pulse between the atomic level $|b\rangle$ and $|a\rangle, |c\rangle$ and $|a\rangle$ which transfer $|b\rangle$ into $\frac{1}{\sqrt{2}}(|b\rangle + |a\rangle)$, and $|c\rangle$ into $\frac{1}{\sqrt{2}}(|c\rangle + |a\rangle)$. The system state changes into

$$|\Psi(t)\rangle = \frac{1}{\sqrt{M}} [e^{i\vartheta} |b, \alpha_1, \alpha_2\rangle + e^{-i\vartheta} |c, \alpha_1^*, \alpha_2^*\rangle \\ + |a\rangle (e^{i\vartheta} |\alpha_1, \alpha_2\rangle + e^{-i\vartheta} |\alpha_1^*, \alpha_2^*\rangle)] \quad (8)$$

with

$$M = 4 + e^{(-|\alpha_1|^2 - |\alpha_2|^2)} (\exp(\alpha_1^{*2} + \alpha_2^{*2} - 2i\theta) \\ + \exp(\alpha_1^2 + \alpha_2^2 + 2i\theta)).$$

Using level-selective ionizing counter, if the internal state of atom is detected as $|a\rangle$, the state of the two-mode field is projected into

$$|\Psi(t)_f\rangle \rightarrow e^{i\vartheta} |\alpha_1, \alpha_2\rangle + e^{-i\vartheta} |\alpha_1^*, \alpha_2^*\rangle, \quad (9)$$

which is a entangled coherent state. Because the two cavity modes interact with two different atomic transition, we can operate two classical fields separately, and obtain two different cavity fields. Of course, if $\Omega_1 = \Omega_2$, $g_1 = g_2$, then $\theta = 0$, thus the state of the field will be of the standard form of entangled coherent state

$$|\Psi(t)\rangle \rightarrow |\alpha_1, \alpha_2\rangle + |\alpha_1^*, \alpha_2^*\rangle. \quad (10)$$

The probability of success detection is $P = \frac{M-2}{M} > 0.5$. And total average photon numbers is

$$\langle N \rangle = \frac{1}{M-2} \{2|\alpha_1|^2 + 2|\alpha_2|^2 + e^{(-|\alpha_1|^2 - |\alpha_2|^2)} \\ [(\alpha_1^2 + \alpha_2^2) e^{(\alpha_1^2 + \alpha_2^2 + 2i\theta)} + (\alpha_1^{*2} + \alpha_2^{*2}) e^{(\alpha_1^{*2} + \alpha_2^{*2} - 2i\theta)}]\} \quad (11)$$

Firstly, we show the condition of above approximation. In our simulation, we calculate on Fock state basis. For a field mode, we truncate Hilbert space with $n = 4$. The expansion $|\alpha\rangle = \exp(-\frac{1}{2}|\alpha|^2) \sum_n \frac{\alpha^n}{\sqrt{n!}} |n\rangle$, so the amplitude $\exp(-\frac{1}{2}|\alpha|^2) \frac{\alpha^4}{\sqrt{4!}}$ for Fock state $|4\rangle$ is almost zero if $\alpha \rightarrow \frac{\Omega}{g} = \frac{30}{0.1}$ (later we will explain why we choose the value of α). Thus, the dimension of the whole system is $4 \times 4 \times 2$.

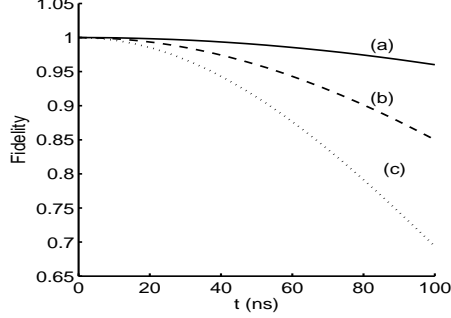


FIG. 2: The evolution of Fidelity. The parameters are $\delta = 0$, $\Omega_1 = \Omega_2 = 30 MHz$, $\Delta = 1000 MHz$, which are chosen from Ref.[21]. (a): $g_1 = g_2 = 0.1 MHz$ (for solid line), (b): $g_1 = g_2 = 0.2 MHz$ (dashed line), (c): $g_1 = g_2 = 0.3 MHz$ (dotted line).

We use fidelity $F = (Tr \sqrt{\rho_1^{\frac{1}{2}} \rho \rho_1^{\frac{1}{2}}})^2$ to measure the distance between two different state ρ and ρ_1 . Fig.2 plots the two-mode field fidelity evolution where density matrix ρ and ρ_1 are numerical calculation from Eq.(2) and Eq.(4), respectively. Because the solution Eq.(6) is obtained by a unitary transformation from Eq.(4), so the analytic expression Eq.(6) and the numerical solution of Eq.(2) are not in the same Hilbert space and we can not directly compare them. However, the solution Eq.(6) is exactly derived from Eq.(4). Comparing the density matrix of Eq.(2) and Eq.(4) is reasonable and will show the condition of above approximation. From Fig.2, one can see clearly that under the condition of $\Omega_1(\Omega_2) \gg g_1(g_2)$, the difference between entangled coherent state and accurate solution is very little. Therefore, using strong classical driven and weak quantum coupling between the atom and cavity field, we can employ atomic coherence to generate entangled coherent state.

Then, we include loss of cavity and recheck the two mode field entanglement. The master equation is as

$$\frac{d\rho}{dt} = -i[H, \rho] + \sum_{i=1,2} [\kappa_i(2a_i\rho a_i^\dagger - \rho a_i^\dagger a_i - a_i^\dagger a_i \rho)]. \quad (12)$$

We aim at study the two mode fields properties, so we trace on the basis of the atom and have $\rho_f = Tr(\rho)$. For initial state $|\Psi(0)\rangle = \frac{1}{\sqrt{2}}(|c, 0, 0\rangle + |b, 0, 0\rangle)$, we still numerical calculate the distance between density matrix of Eq.(2) and that of Eq.(4). Fig.2 plots the fidelity with several values of κ . It is obvious the large

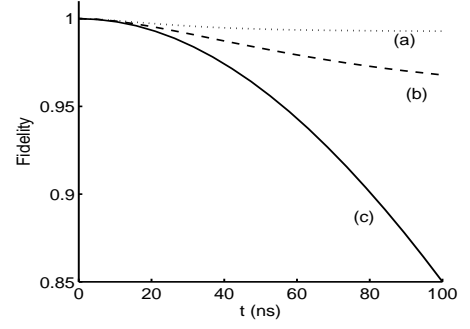


FIG. 3: The evolution of Fidelity. $\Omega_1 = \Omega_2 = 30 MHz$, $\delta_1 = \delta_2 = 0$, $g_1 = g_2 = 0.2 MHz$, $\Delta = 1000 MHz$, (a): $\kappa_1 = \kappa_2 = 0.05 MHz$ (for dotted line), (b): $\kappa_1 = \kappa_2 = 0.02 MHz$ (dashed line), (c): $\kappa_1 = \kappa_2 = 0 MHz$ (solid line)

value of κ the large fidelity. It seems to be strange because, generally speaking, the loss of cavity always destroy the coherence. Here, it seem to have a benefit. It is true to two mode state fidelity. In Eq.(2), the term $\frac{g_1 g_2}{\Omega_1 \Omega_2} a_1^\dagger a_2 + \frac{g_1}{\Omega_1} a_1^\dagger e^{-i\delta_2 t} + \frac{g_2}{\Omega_2} a_2 e^{i\delta_1 t} + e^{i(\delta_1 - \delta_2)t}$ associate to the atomic equivalent two-level jumping $|b\rangle\langle c|$, and the term only result in weak amplitudes and small photon numbers. If the cavity is loss, the weak amplitudes and small photon numbers will be easy to loss, and the same will happen to the term $\frac{g_1 g_2}{\Omega_1 \Omega_2} a_2^\dagger a_1 + \frac{g_2}{\Omega_2} a_2^\dagger e^{-i\delta_1 t} + \frac{g_1}{\Omega_1} a_1 e^{i\delta_2 t} + e^{-i(\delta_1 - \delta_2)t} \frac{\Omega_1 \Omega_2}{\Delta}$. In Fig.4, we will illustrate why we say Hamiltonian Eq.(2) loss its component and close to Eq.(4) rather than Eq.(4).

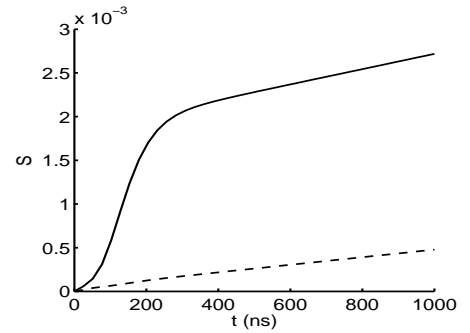


FIG. 4: The linear entropy evolution with time. The parameters are as $\Omega_1 = \Omega_2 = 30(MHz)$, $\delta = 0$, $g_1 = g_2 = 0.2(MHz)$, $\Delta = 1000(MHz)$, $\kappa = 0.02(MHz)$. Solid line and dashed line correspond to Hamiltonian Eq.(2) and Eq.(4), respectively.

Fig.4 draws the linear entropy $S = 1 - Tr(\rho^2)$ evolution with time. It is clearly show the Hamiltonian Eq.(2) loss its coherence rapidly than Eq.(4). This is why we say the Hamiltonian Eq.(2) loss its component and close to Eq.(4). Of course, both loss of coherence are very slow and little. This is because both of classical field and cavity field are large detuning interaction with cavity field. The two-mode field slowly and slightly losing its coherence (dashed line in Fig.4) make our scheme more realistic. Concluding from Fig.3 and Fig.4, we can say safely

the loss of the cavity make the system reshape themselves and dispose what we do not want so that Eq.(4) is more close to Eq.(2). Therefore, the loss of cavity under our scheme has its advantage.

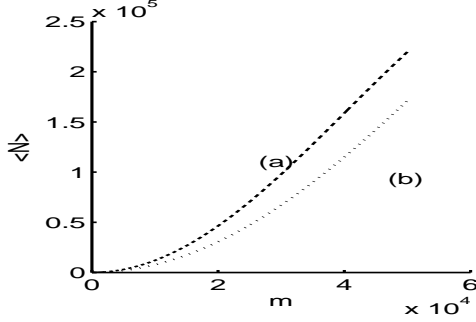


FIG. 5: The total average photon number $\langle N \rangle$ change with m (m is integer), where $\delta = 20(MHz)$, $\Delta = 500(MHz)$, $g_1 = g_2 = 0.2(MHz)$, (a) $\Omega_1 = \Omega_2 = 40(MHz)$, (b) $\Omega_1 = \Omega_2 = 50(MHz)$.

Lastly, combining the time condition $\frac{\Omega_1 \Omega_2}{\Delta} t = m \frac{\pi}{2}$ with Eq.(12), we check the average photon number $\langle N \rangle$ as a function of m (the times of $\frac{\pi}{2}$). Under given value of Ω_1, Ω_2 , and Δ , time t is determined by m . Fig.5 shows we can achieve average photon numbers as large as 10^5 ; it is almost a macroscopic state. Of course, the longer

of evolution time, the stronger of the field. The relative long evolution time is the short of the scheme. The single mode intensity is determined by t , for example $|\alpha_1|^2 = \frac{2\Omega_1^2}{g_1^2} (1 - \cos t \frac{g_1^2}{\Delta})$ achieve its maximum value when $t \frac{g_1^2}{\Delta} = m \frac{\pi}{2} \frac{g_1^2}{\Omega_1 \Omega_2}$. Due to $g_1^2 \ll \Omega_1 \Omega_2$, so we need large m to compensate so that $m \frac{g_1^2}{\Omega_1 \Omega_2}$ at least equal to one. This is why we need large evolution time t . But at the reasonable precision region, we can decrease $\Omega_1(\Omega_2)$ and increase $g_1(g_2)$ so as to adjust the evolution time falling in the experimental region.

In conclusion, employing three-level "V" configuration atom interacting with two-mode cavity field, under the strong driven and large detuning condition, we can produce entangled coherent state from vacuum cavity mode. The average number of one cavity can be as large as 10^5 . Thus, we develop atomic coherence induce entanglement in three-level atom system. The scheme has its advantages: the two cavity modes are initially in vacuum state rather than in coherent state; the two cavity modes interact with different atomic transition so that it is easy to driven two classical fields separately; the average photon number can be rather large.

Acknowledgments: This work is supported by the Office of Naval Research under Award No. N00014-03-1-0385. Authors acknowledge the helpful discussion with Dr. Yuri V. Rostovtsev.

-
- [1] N.B. An, Phys. Rev. A 69, 022315(2004); H. Jeong, M.S. Kim, and Jinhyoung Lee, Phys. Rev. A 64, 052308 (2001); X. Wang, Phys. Rev. A 64, 022302 (2001); S.J. van Enk and O. Hirota, Phys. Rev. A 64, 022313 (2001).
 - [2] M. Paternostro, M.S. Kim, and B.S. Ham, Phys. Rev. A 67, 023811 (2003); D. Petrosyan and G. Kurizki, Phys. Rev. A 65, 33833(2002).
 - [3] X. Wang and B.C. Sanders, Phys. Rev. A 65, 012303(2001).
 - [4] M. Brune, E. Hagley, J. Dreyer, X. Maitre, A. Maali, C. Wunderlich, J.M. Raimond, and S. Haroche, Phys. Rev. Lett. 77, 4887(1996).
 - [5] C. Monroe, D.M. Meekhof, B.E. King, and D.J. Wineland, Science 272, 1131(1996).
 - [6] L. Davidovich, M. Brune, J.M. Raimond, and S. Haroche, Phys. Rev. A 53, 1295 (1996).
 - [7] S.B. Zheng, Phys. Rev. A 69, 055801 (2004); S.B. Zheng and G.C. Guo, Phys. Rev. Lett. 85, 2392(2000).
 - [8] X.B. Zou, K. Pahlke, and W. Mathis, Phys. Rev. A 65, 064303 (2002); C.C. Gerry, Phys. Rev. A 55, 2478 (1997).
 - [9] E. Solano, G.S. Agarwal and H. Walther, Phys. Rev. Lett. 90, 027903(2003).
 - [10] M.O. Scully, Phys. Rev. Lett. 55, 2802(1985); M.O. Scully, M.S. Zubairy, Phys. Rev. A 35, 752(1987).
 - [11] M.O. Scully, S.Y. Zhu, A. Gavrielides, Phys. Rev. Lett. 62, 2813(1989).
 - [12] S.E. Harris, J.E. Field, A. Imamoglu, Phys. Rev. Lett. 64, 1107(1990).
 - [13] G.S. Agarwal, Phys. Rev. Lett. 71, 1351(1993).
 - [14] H. Xiong, M.O. Scully, and M. S. Zubairy, Phys. Rev. Lett. 94, 023601(2005).
 - [15] F.L. Li, H. Xiong, and M. S. Zubairy, Phys. Rev. A 72, 010303(R) (2005).
 - [16] M.S. Zubairy, M. Kim, and M.O. Scully, Phys. Rev. A 68, 033820(2003).
 - [17] S.B. Zheng, Phys. Rev. A 70, 052320(2004).
 - [18] J.G. Peixoto de Faria and M.C. Nemes, Phys. Rev. A 59 (1999) 3918; L. Zhou, H.S. Song, Y.X. Luo, and C. Li Phys. Lett. A 284 156 (2001).
 - [19] C.J. Villas-Boas, N.G. de Almeida, R.M. Serra, and M.H.Y. Moussa, Phys. Rev. A 68 061801(R)(2003).
 - [20] X.B. Zou and W. Mathis, Phys. Rev. A 70, 035802(2004).
 - [21] G. Chimczak, Phys. Rev. A 71, 052305 (2005).