

* email: schuetz@theory.phy.tu-dresden.de

A Note on Adiabatic Quantum Computing

Gernot Schaller, Sarah Mostame, and Ralf Schützhold*

Institut für Theoretische Physik, Technische Universität Dresden, D-01062 Dresden, Germany

Most investigations devoted to the conditions for adiabatic quantum computing are based on the first-order correction $\langle \Psi_{\text{ground}}(t) | \dot{H}(t) | \Psi_{\text{excited}}(t) \rangle / \Delta E^2(t) \ll 1$. However, it is demonstrated that this first-order correction does not yield a good estimate for the computational error. Therefore, a more general criterion is proposed, which includes higher-order corrections as well and shows that the computational error can be made exponentially small. Based on this criterion and rather general arguments, it can be demonstrated that a run-time T of order of the inverse minimum energy gap ΔE_{min} is sufficient and necessary, i.e., $T = \mathcal{O}(\Delta E_{\text{min}}^{-1})$. For the example of Grover's quantum search algorithm, these analytical investigations are confirmed by numerical simulations.

PACS numbers: 03.67.Lx, 03.67.-a.

Introduction With the emergence of the first quantum algorithms, it turned out that quantum computers are in principle much better suited to solving certain classes of problems than classical computers. Prominent examples are Shor's algorithm [1] for the factorization of large numbers into their prime factors in polynomial time and Grover's algorithm [2] for searching an unsorted database with N items reducing the computational complexity from the classical value $\mathcal{O}(N)$ to $\mathcal{O}(\sqrt{N})$ on a quantum computer.

Unfortunately, the actual realization of usual sequential quantum algorithms (where a sequence of quantum gates is applied to some initial quantum state, see, e.g., [3]) goes along with the problem that errors accumulate over many operations and the resulting decoherence tends to destroy the fragile quantum features needed for the computation. Therefore, an alternative scheme has been suggested [4], where the solution to a problem is encoded in the (unknown) ground state of a (known) Hamiltonian. By starting with an initial Hamiltonian H_i with a known ground state and slowly evolving to the final Hamiltonian H_f with the unknown ground state, e.g., $H(t) = [1 - s(t)]H_i + s(t)H_f$, adiabatic quantum computing makes use of the adiabatic theorem which states that a system will remain near its ground state if the evolution $s(t)$ is slow enough. Since the ground state is very robust against perturbations and decoherence, this scheme offers several advantages compared to sequential quantum algorithms in this respect.

However, determining the achievable speed-up of adiabatic quantum algorithms (compared to classical methods) for many problems is still a matter of investigation and debate, see, e.g., [5, 6, 7, 8, 9, 10]. For an adiabatic version of Grover's algorithm, a constant velocity \dot{s} implies a linear scaling of the run-time $T = \mathcal{O}(N)$ whereas a suitably adapted time-dependence $s(t)$ yields the usual quadratic speed-up $T = \mathcal{O}(\sqrt{N})$, cf. [9, 10]. In this paper, we derive a general error estimate as a function of the run-time T (i.e., the main measure for the computational complexity of adiabatic quantum algorithms) for arbitrary gap structure $\Delta E(s)$ and interpolation dynam-

ics $s(t)$.

Adiabatic Expansion The evolution of a system state $|\Psi(t)\rangle$ subject to a time-dependent Hamiltonian $H(t)$ is described by the Schrödinger equation ($\hbar = 1$)

$$i|\dot{\Psi}(t)\rangle = H(t)|\Psi(t)\rangle. \quad (1)$$

Using the instantaneous energy eigenbasis defined by $H(t)|n(t)\rangle = E_n(t)|n(t)\rangle$, the system state $|\Psi(t)\rangle$ can be expanded to yield

$$|\Psi(t)\rangle = \sum_n a_n(t) \exp \left\{ -i \int_0^t E_n(t') dt' \right\} |n(t)\rangle. \quad (2)$$

Insertion into the Schrödinger equation yields the evolution equations for the coefficients (after some algebra)

$$\begin{aligned} \frac{\partial}{\partial t} \{ a_m e^{-i\gamma_m(t)} \} = & - \sum_{n \neq m} a_n \frac{\langle m | \dot{H} | n \rangle}{\Delta E_{nm}} e^{-i\gamma_m} \times \\ & \times \exp \left\{ -i \int_0^t \Delta E_{nm}(t') dt' \right\} \end{aligned} \quad (3)$$

with the energy gap $\Delta E_{nm}(t) = E_n(t) - E_m(t)$ and the Berry phase $\gamma_n(t) = i \int_0^t dt' \langle n(t') | \dot{n}(t') \rangle$, see, e.g., [11]. If the external time-dependence \dot{H} is slow (adiabatic evolution), the right-hand side of Eq. (3) is small and the solution can be obtained perturbatively. After an integration by parts, the first-order contribution yields

$$a_m(t) \approx a_m^0 e^{i\gamma_m(t)} - i \left[\sum_{n \neq m} a_n^0 \frac{\langle m | \dot{H} | n \rangle}{\Delta E_{nm}^2} e^{i\varphi_{nm}} \right]_0^t \quad (4)$$

where $\varphi_{nm} \in \mathbb{R}$ denotes a pure phase. Consequently, if the local adiabatic condition

$$\frac{\langle m | \dot{H} | n \rangle}{\Delta E_{nm}^2} = \varepsilon \ll 1 \quad (5)$$

is fulfilled for all times, the system approximately stays in its instantaneous eigen (e.g., ground) state during the (adiabatic) evolution. This above constraint has frequently been used as a condition for adiabatic quantum computation [4, 8]. However, for adiabatic quantum computation, it is not really necessary to be in the instantaneous ground state *during* the dynamics – it is essential to obtain the desired ground state *after* the evolution. Since the external time-dependence \dot{H} could realistically be extremely small (or even practically vanish) at the end of the computation $t = T$, the first-order result (4) does not always provide a good error estimate. Similar to the theory of quantum fields in curved space-times [12], the difference between the adiabatic and the instantaneous vacuum should not be confused with real excitations (particle creation). Therefore, it is necessary to go beyond the first-order result above and to estimate the higher-order contributions.

Analytic Continuation Evidently, the Schrödinger equation is covariant under simultaneous transformations of time and energy, such that the runtime of an adiabatic algorithm can be reduced to constant if the energy of the system is modified accordingly [9]. Here we want to exclude a mixing of these effects and will therefore assume

$$H(t) = [1 - s(t)] H_i + s(t) H_f, \quad (6)$$

where $0 \leq s(t) \leq 1$ is an interpolation function which will be specified below. For simplicity, we restrict our considerations to an instantaneous non-degenerate ground state $n = 0$ and one single first excited state $m = 1$ with $\Delta E = \Delta E_{01}$. Similarly, all energies will be normalized in units of a typical energy scale corresponding to the initial/final gap, i.e., $\Delta E(0) = \mathcal{O}(1)$ and $\Delta E(1) = \mathcal{O}(1)$. We classify the dynamics of $s(t)$ via a function $h(s) \geq 0$

$$\frac{ds}{dt} = \Delta E(s) h(s), \quad (7)$$

where the function $h(s) \geq 0$ is constrained by the conditions $s(0) = 0$ and $s(T) = 1$. Insertion of this ansatz into Eq. (3) yields the exact formal expression for the non-adiabatic corrections to a system starting in the ground state [i. e., $a_1(0) = 0$] after time T

$$a_1(T) e^{-i\gamma_1(T)} = - \int_0^1 ds a_0(s) e^{-i\gamma_1(s)} \frac{F_{01}(s)}{\Delta E(s)} \times \exp \left\{ -i \int_0^s \frac{ds'}{h(s')} \right\}, \quad (8)$$

with $F_{nm}(s) = \langle m(s) | (H_f - H_i) | n(s) \rangle$. In this form, different choices for $h(s)$ solely modify the exponent.

We assume that all involved functions can be analytically continued into the complex s -plane and are well-behaved near the real s -axis. Given this assumption, we may estimate the integral in Eq. (8) via deforming the integration contour into the lower complex half-plane until

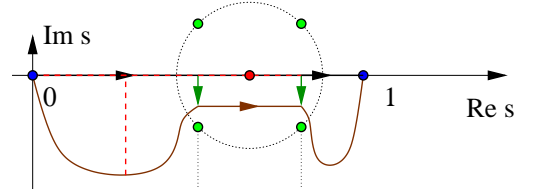


FIG. 1: The original integration contour (black) of equation (8) is shifted to the complex plane (grey curve). The integral in the exponent (dashed line) ranges from 0 to s' , which gives rise to a real contribution to the exponent off the real axis only. The gap structure [here displayed for $2a = 4$ in Eq. (14)] leads to singularities around s_{\min} near the real axis, which limit the deformation of the integration contour.

we hit a saddle point, a singularity, or a branch cut, see Fig. 1. Since the gap $\Delta E(s)$ usually has a pronounced minimum at $s \in (0, 1)$, the first obstacle we encounter will be a singularity at \tilde{s} close to the real axis, i.e., $\Im(\tilde{s}) \ll 1$, where $\Delta E(\tilde{s}) = 0$.

Let us first consider a constant function $h(s) = h$: Assuming $h \ll 1$ (i.e., slow evolution), the exponent in Eq. (8) acquires a large negative real part for $\Im(s) < 0$ and thus the absolute value of the integrand decays rapidly if we depart from the real s -axis in the lower complex half-plane. Imposing the even stronger constraint $h \ll \Im(\tilde{s}) \ll 1$, the decay of the exponent dominates all the other s -dependences [$\gamma_1(s)$, $F_{01}(s)$, and $\Delta E(s)$] since their scale of variation is $\Im(\tilde{s}) \ll 1$. In view of the complex continuation of Eq. (3), the amplitude $a_0(s')$ also decays rapidly in the lower complex half-plane in this situation. As a result, the above integral (8) will be exponentially suppressed $\sim \exp\{-\mathcal{O}(\Im(\tilde{s})/h)\}$ if $h \ll \Im(\tilde{s}) \ll 1$ holds, which (as one would expect) implies a large evolution time T via the side condition $s(T) = 1$.

The general situation with varying $h(s)$ can be treated in complete analogy – the integral in Eq. (8) is suppressed provided that conditions like

$$h(0) + h(1) \ll 1 \wedge \Re \left(i \int_0^{\Re(\tilde{s}) + i\Im(\tilde{s})/2} \frac{ds}{h(s)} \right) \gg 1 \quad (9)$$

hold for all singularities \tilde{s} in the lower complex half-plane. Together with

$$T = \int_0^1 \frac{ds}{\Delta E(s) h(s)}, \quad (10)$$

this determines an upper bound for the necessary runtime T of the quantum adiabatic algorithm.

Note that the constraint $\dot{s} \ll \Im(\tilde{s}) \Delta E$ derived above is in general not equivalent to $\dot{s} \ll \Delta E^2$, which one would naively deduce from Eq. (5).

Evolution time The general criterion in Eq. (9) can now be used to estimate the necessary run-time via Eq. (10). Typically, the inverse energy gap $1/\Delta E(s)$

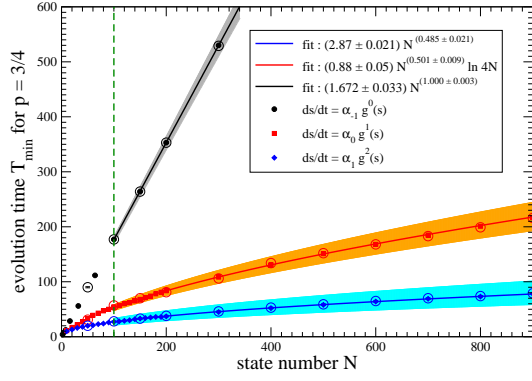


FIG. 2: Runtime scaling of the adiabatic Grover search for different interpolation functions $s(t)$ and a target fidelity of $3/4$. Solid lines represent fits for $N > 100$ and shaded regions correspond to fit uncertainties (99% confidence level). Hollow symbols represent calculations with smooth interpolations (compare dotted lines in figure 4).

is strongly peaked (along the real axis) around $\Re(\tilde{s})$ with a width of order $\Im(\tilde{s})$. Therefore, assuming $h(s)$ to be roughly constant across the peak and respecting $h|_{\text{peak}} \ll \Im(\tilde{s})$ yields the following estimate of the integral in Eq. (10)

$$T = \mathcal{O}(\Delta E_{\min}^{-1}), \quad (11)$$

where ΔE_{\min} denotes the minimum energy gap. Interestingly, the same order of magnitude estimate for the evolution time can also be derived from the local adiabatic condition (5): Inverting this condition, we find

$$T = \frac{1}{\varepsilon} \int_0^1 ds \frac{F_{01}(s)}{\Delta E^2(s)}. \quad (12)$$

This integral can be estimated by comparison with Eq. (8): In the limit of very fast evolution $T \downarrow 0$, i.e., $h \uparrow \infty$, we have large excitations $a_1(T) = \mathcal{O}(1)$ and thus

$$\int_0^1 ds \frac{F_{01}(s)}{\Delta E(s)} = \mathcal{O}(1). \quad (13)$$

By comparing Eqs. (13) and (12), we again obtain the estimate (11).

Let us illustrate the above considerations by means of the rather general ansatz for the behavior of the gap

$$\Delta E(s) = [(s - s_{\min})^{2a} + \Delta E_{\min}^b]^{1/b}, \quad (14)$$

with the minimal gap $0 < \Delta E_{\min} \ll 1$ at $s_{\min} \in (0, 1)$, $b > 0$, and $a \in \mathbb{N}_+$. An avoided level crossing in an effectively two-dimensional subspace corresponds to $2a = b = 2$. This is the typical situation if the commutator of the initial and the final Hamiltonian $[H_i, H_f]$ is small, since, in this case, the two operators can almost be diagonalized independently and thus the energy levels

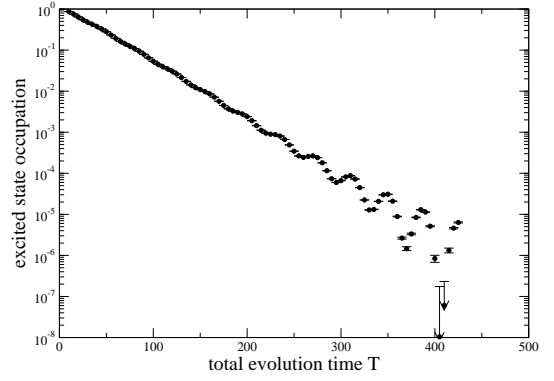


FIG. 3: Error probability $|a_1(T)|^2$ as a function of run-time T for Grover's algorithm with $N = 100$ and $h = \text{const}$. The oscillations stem from the time-dependence of a_0 in Eq. (8).

are nearly straight lines except at the avoided level crossing(s), where $[H_i, H_f]$ becomes important. In the continuum limit, such an (Landau-Zener type) avoided level crossing corresponds to a second-order phase quantum phase transition. The finite-size analogue of a third-order phase transition corresponds to $a = b$ (and accordingly for even higher orders), which may occur if $[H_i, H_f]$ is not small or if the interpolation is not linear, i.e., $H(s) \neq [1 - s]H_i + sH_f$.

The inverse gap $1/\Delta E(s)$ has singularities around s_{\min} at $\Im(\tilde{s}) = \mathcal{O}(\Delta E_{\min}^{b/2a})$ (compare Fig. 1) and the total running time T for different choices of $h(s) = \alpha_d \Delta E^d(s)$ satisfying the criterion (9) can be obtained from Eq. (10).

For $d + 1 > b/2a$ and $2a(d + 1)/b > 1$ one easily shows that $1/\alpha_d = \mathcal{O}(T \Delta E_{\min}^{d+1-b/2a})$ satisfies the criterion (9) with the evolution time obeying $T = \mathcal{O}(\Delta E_{\min}^{-1})$. If d is smaller, the necessary evolution time will be larger. In the table below, the scaling of the run-time (for two examples of the gap structure) is derived for three cases: a) constant velocity $\dot{s} = \alpha_{-1}$, b) constant function $h(s) = \alpha_0$, and c) the local adiabatic evolution with $h(s) = \alpha_1 \Delta E(s)$ investigated in [10].

$\Delta E(s) =$	$\sqrt{(s - 1/2)^2 + \Delta E_{\min}^2}$	$\sqrt{(s - 1/2)^4 + \Delta E_{\min}^2}$
$d = -1$	ΔE_{\min}^{-2}	$\Delta E_{\min}^{-3/2}$
$d = 0$	$\Delta E_{\min}^{-1} \ln \Delta E_{\min}^{-2}$	ΔE_{\min}^{-1}
$d \geq 1$	ΔE_{\min}^{-1}	ΔE_{\min}^{-1}

Example: Grover's Algorithm In the frequently studied adiabatic realization of Grover's algorithm (see, e.g., [8, 9, 10]) the initial Hamiltonian reads $H_i = \mathbf{1} - |\text{in}\rangle\langle\text{in}|$ with the initial superposition state $|\text{in}\rangle = \sum_{x=0}^{N-1} |x\rangle/\sqrt{N}$, and the final Hamiltonian $H_f = \mathbf{1} - |w\rangle\langle w|$, where $|w\rangle$ denotes the marked state. In this case, the commutator is very small $[H_i, H_f] = (|\text{in}\rangle\langle w| - |w\rangle\langle\text{in}|)/\sqrt{N}$ and one obtains for the time-dependent gap [10]

$$\Delta E(s) \approx \sqrt{4(s - 1/2)^2 + 1/N}. \quad (15)$$

Comparing with Eq. (14), we identify $\Delta E_{\min} \approx 1/\sqrt{N}$ and $2a = b = 2$ (the pre-factor does not affect the scaling

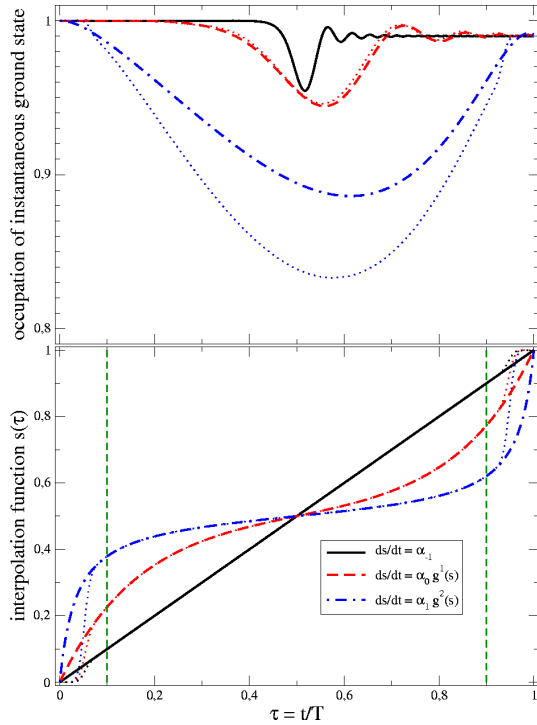


FIG. 4: Evolution of the interpolation function $s(t)$ (**bottom panel**) and the occupation of the instantaneous ground state (**top panel**) versus the rescaled time $\tau = t/T$ for $N = 100$. For each interpolation, T was adapted to reach 99% of final fidelity. Thin dotted lines represent interpolations smoothed with a test function.

behavior). Consequently, our analytical estimate implies $T = \mathcal{O}(N)$ for $d = -1$, $T = \mathcal{O}(\sqrt{N} \ln 4N)$ for $d = 0$, and $T = \mathcal{O}(\sqrt{N})$ for $d > 0$.

We have solved the Schrödinger equation numerically by using a fourth order Runge-Kutta integration scheme with an adaptive step-size [13]. By restarting the code with different T until agreement with desired fidelity is sufficient, we could confirm the runtime scaling numerically, see Fig. 2. The dependence of the final error on the run-time T for fixed $N = 100$ and constant h is depicted in Fig. 3, where the exponential decay becomes evident. The evolution of the instantaneous ground-state occupation is plotted in Fig. 4 for the three different dynamics.

Summary The instantaneous occupation of the first excited state *during* the adiabatic evolution in Eqs. (4) and (5) does not provide a good error estimate, which corresponds to the remaining real excitations *after* the dynamics. For the example plotted in Fig. 4, the instantaneous excitation probability exceeds 10% at intermediate times – whereas the final value is 1%. Moreover, the final error can be made extremely [in fact, since $h(0) + h(1) \lll 1$, exponentially] small, cf. Figs. 3

$$a_1(T) = \mathcal{O} \left(h(0) + h(1) + \exp \left\{ -\frac{\Im(\tilde{s})}{h(s_{\min})} \right\} \right). \quad (16)$$

Based on general arguments, the optimal run-time scales as $T = \mathcal{O}(\Delta E_{\min}^{-1})$ contrary to what one would expect from the Landau-Zener [14] formula (with $T \propto \Delta E_{\min}^{-2}$). In view of the fact that the minimum energy gap ΔE_{\min} is a measure of the coupling between the known initial state and the unknown final state, this result is very natural. For the Grover algorithm, it is known that the \sqrt{N} -scaling is optimal [10]. This optimal scaling $T = \mathcal{O}(\Delta E_{\min}^{-1})$ can already be achieved with interpolation functions $s(t)$ which vary less strongly (e.g., $d = 0$) than demanded by locally adiabatic evolution ($d = 1$) – and hence should be easier to realize experimentally. Unfortunately, a constant velocity with $d = -1$ does not produce the optimal result in general, i.e., some knowledge of the spectral properties $\Delta E(s)$ is necessary for achieving the optimal result $T = \mathcal{O}(\Delta E_{\min}^{-1})$. A related interesting point is the impact of the gap structure (corresponding to 2nd or 3rd order transition etc.) in Eq. (14). The derived constraint for the velocity at the transition $\dot{s} \ll \Im(\tilde{s})\Delta E$ is only for 2nd-order transitions equivalent to the condition $\dot{s} \ll \Delta E^2$, which one would naively deduce from Eq. (5).

Acknowledgments R. S. acknowledges fruitful discussions during the workshop “Low dimensional Systems in Quantum Optics” at the CIC in Cuernavaca (Mexico), which was supported by the Humboldt foundation. G. S. acknowledges fruitful discussions with M. Tiersch. This work was supported by the Emmy Noether Programme of the German Research Foundation (DFG) under grant No. SCHU 1557/1-1/2.

[1] P. W. Shor, SIAM J. Comp. **26**, 1484 (1997).
[2] L. K. Grover, Phys. Rev. Lett. **79**, 325 (1997).
[3] M. A. Nielsen and I. L. Chuang, *Quantum Computation and Quantum Information* (Cambridge University Press, Cambridge, England, 2000).
[4] E. Farhi, *et al.*, Science **292**, 472 (2001).
[5] M. Žnidarič, Phys. Rev. A **71**, 062305 (2005); M. Žnidarič and M. Horvat, pre-print: quant-ph/0509162.
[6] D. Aharonov *et al.* pre-print: quant-ph/0405098.
[7] M. S. Sarandy, L.-A. Wu, and D. A. Lidar, Quant. Inf.

Proc. **3**, 331 (2004).
[8] A. M. Childs *et al.*, Quant. Inf. Comp. **2**, 181 (2002).
[9] S. Das, R. Kobes, and G. Kunstatter, J. Phys. A **36**, 2839 (2003).
[10] J. Roland and N. J. Cerf, Phys. Rev. A **65**, 042308 (2002).
[11] C.-P. Sun, J. Phys. A **21**, 1595 (1988).
[12] N. D. Birrell and P. C. W. Davies, *Quantum Fields in Curved Space*, (Cambridge University Press, Cambridge, England 1982).
[13] W. H. Press *et al.*, *Numerical recipes in C* (Cambridge

University Press, Cambridge, England 1994).

- [14] C. E. Zener, Proc. R. Soc. London, Ser. A **137**, 696 (1932); L. D. Landau and E. M. Lifshitz, *Quantum Me-*

chanics (Pergamon Press, London, 1958).