

Realization of a minimal disturbance quantum measurement

F. Sciarrino,¹ M. Ricci,¹ F. De Martini,^{1,*} R. Filip,² and L. Mišta, Jr.²

¹*Dipartimento di Fisica and Istituto Nazionale per la Fisica della Materia, Università di Roma "La Sapienza", p.le A. Moro 5, Roma, I-00185, Italy*

²*Department of Optics, Palacký University, 17. listopadu 50, Olomouc 77200, Czech Republic*

(Dated: August 8, 2018)

We report the first experimental realization of an "optimal" quantum device able to perform a Minimal Disturbance Measurement (MDM) on polarization encoded qubits saturating the theoretical boundary established between the classical knowledge acquired of any input state, i.e. the classical "guess", and the fidelity of the same state after disturbance due to measurement. The device has been physically realized by means of a linear optical qubit manipulation, post-selection measurement and a classical feed-forward process.

PACS numbers: 03.65.-w, 03.67.-a, 03.67.Hk

The measurement process represents the most innovative and distinctive aspect of quantum mechanics respect to classical physics. The main result of the quantum measurement theory is the unavoidable disturbance of the quantum state induced by the measuring process itself, as epitomized by the early Heisenberg's X-ray microscope thought experiment [1]. The balance between the information available on an unknown quantum system and the perturbation induced by the measurement process is of utmost relevance when investigating the quantum world [2, 3, 4, 5]. In spite of this relevance, only in the last years and in the context of Quantum Information (QI) for finite dimensional systems, an exact quantum theoretical formulation of this problem has been developed [6]. When measuring an unknown quantum system $|\phi\rangle$ two main questions arise: A: how good is the estimation of the state obtained by the measuring process? and B: how much the final state is close to the input one? Adopting the tools developed within QI, the previous questions can be answered by introducing suitable quantitative figures of merit to assess the classical information acquired on the state and the resemblance of the final quantum system to the initial one [7]. The classical guess G attained by applying a state estimation strategy is defined as the mean overlap between the unknown state $|\phi\rangle$ and the state inferred from the measurement ρ_G : $G = \langle\phi|\rho_G|\phi\rangle$ while the closeness of the output quantum state ρ_F to the input one is expressed by the quantum fidelity $F = \langle\phi|\rho_F|\phi\rangle$. The final problem is then to establish which kind of relation connects these two quantities. The higher is the information achieved the higher is the disturbance applied, and vice versa. For instance to carry out an optimal state estimation strategy on $|\phi\rangle$ we should perform a von Neuman measurement [8], i.e. a "strong disturbance" one, thus leading to the maximal modification of the initial state. In this case the output quantum fidelity is identical to the classical one. This represents an extreme point of the $F - G$ boundary. On contrary if we want to maintain unchanged the quantum

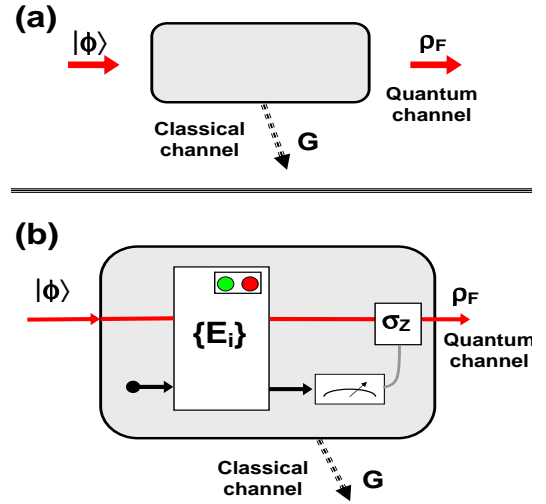


FIG. 1: (a) Diagram of a minimal disturbance measurement (MDM) performed on a single qubit in the state $|\phi\rangle$. The device provides an output state ρ_F with fidelity F and a "classical guess" G . (b) Realization of a MDM by the projector $\{E_i\}$, the measurement of the probe qubit, and the classical feed-forward σ_z .

state, i.e. $F = 1$, we can not obtain any previous information about it. This point defines the other extreme of the $F - G$ plot.

In the present work we consider the basic element of quantum information, the qubit, which is encoded in a 2-dimensional quantum system and represents the quantum analogue of the classical bit. Let us start from the situation in which no *a priori* information is available on the qubit, i.e. this one belongs to the "universal" set of input states $|\phi_{univ}\rangle = \alpha|0\rangle + \beta|1\rangle$ with any $\alpha, \beta \in \mathbb{C}$, $|\alpha|^2 + |\beta|^2 = 1$. The optimal trade-off condition between G_{univ} and F_{univ} was found by K. Banaszek [6] and reads

$$F_{univ} \leq \frac{2}{3} + \frac{\sqrt{1 - (6G_{univ} - 3)^2}}{3} \quad (1)$$

The two extreme situations outlined above correspond to the points $(F_{univ} = 2/3, G_{univ} = 2/3)$ and $(F_{univ} = 1, G_{univ} = 1/2)$. When partial *a priori* information on the qubit to be measured is available, a better guess of the state can be attained introducing at the same time less disturbance on the system. Within this framework, a particular simple case is represented by the set of states called *phase qubits*, for which the information is encoded in the phase φ_i of the input qubit represented by any point on any equatorial plane i of the corresponding Bloch sphere, i.e. $|\phi_{cov}\rangle = 2^{-1/2}(|\Psi_+\rangle + e^{i\varphi_i}|\Psi_-\rangle)$ for a convenient orthonormal basis $\{|\Psi_+\rangle, |\Psi_-\rangle\}$. For $|\Psi_{\pm}\rangle = 2^{-1/2}(|0\rangle \pm i|1\rangle)$ we have $|\phi_{cov}\rangle = \cos\gamma|0\rangle + \sin\gamma|1\rangle$. *Phase qubits* are adopted in most of the QKD cryptographic protocols [9] and the trade-off between phase estimation and disturbance limited fidelity lies at the basis of the security assessment problem. In this simpler case the quantum bound reads [10]:

$$F_{cov} \leq \frac{3}{4} + \frac{\sqrt{1 - (4G_{cov} - 2)^2}}{4} \quad (2)$$

while the two extreme situations correspond to the points $(F_{cov} = 3/4, G_{cov} = 3/4)$ and $(F_{cov} = 1, G_{cov} = 1/2)$.

Let us now describe the procedure which saturates the quantum mechanical bounds, that is, performs the *MDM* protocol in our work: Fig.1-(b). The main idea underlying the physical apparatus is to exploit suitable interaction of the input qubit with an *ancilla qubit*, i.e. a *probe*, and subsequently measure the ancilla to extract information about the system that we want to guess. By varying the ancilla read-out we are able to tune the strength of the measurement on the input qubit ranging from the maximum extraction of achievable classical information, i.e. leading to maximum state disturbance, to no collection of classical information leaving the input qubit completely unchanged. Let's the ancilla P to be prepared in the state $2^{-1/2}(|0\rangle_P + |1\rangle_P)$ and the input qubit S in the generic: $|\phi_{univ}\rangle_S = \alpha|0\rangle_S + \beta|1\rangle_S$. The interaction between input qubit and probe is achieved by verifying the "parity" of the two qubits when they are expressed in the computational basis $|0\rangle, |1\rangle$. Such *parity check* operation entangles the two qubits when they are in a superposition state of the basis vectors. To perform this inspection we apply the mutual orthogonal projectors $E_0 = [|0\rangle|0\rangle\langle 0| + |1\rangle|1\rangle\langle 1|]$, commonly referred as *parity check* operator [11], and $E_1 = I - E_0$ where I is the identity operator. After successful implementation of the E_i projection with probability equal to $1/2$ independently from the input state $|\phi\rangle$, the overall output state reads $|\Phi_i^{out}\rangle_{SP} = 2^{-1/2}(\alpha|0\rangle_S|i\rangle_P + \beta|1\rangle_S|i \oplus 1\rangle_P)$ where the symbol \oplus denotes the sum operation mod-

ulo 2. Let us consider the case in which E_0 is realized. The ancilla is measured in the rotated basis $\{|G_0\rangle = \cos\theta|0\rangle + \sin\theta|1\rangle, |G_1\rangle = \sin\theta|0\rangle - \cos\theta|1\rangle\}$. The parameter θ determines the strength of the measurement, The value $\theta = 0$ corresponds to optimal state estimation process, i.e maximum G while for $\theta = \frac{\pi}{4}$ the input qubit is left unchanged, $F = 1$. If the measurement is successful for the ancillary state $|G_0\rangle$ (or $|G_1\rangle$) then the input qubit is guessed to be in the state $|0\rangle$ (or $|1\rangle$). To complete the protocol, a unitary operator is applied on the qubit S depending from the measurement outcome on the probe. In particular if the state $|G_1\rangle$ is detected the operation σ_Z is applied, that is, $|0\rangle \rightarrow |0\rangle$ and $|1\rangle \rightarrow -|1\rangle$, while no operation is applied when the state $|G_0\rangle$ has been measured. A similar procedure is applied when the E_1 is successful. In this case however the role of the states $|G_0\rangle, |G_1\rangle$ must be inverted, that is, $|G_0\rangle$ ($|G_1\rangle$) corresponds to $|1\rangle$ ($|0\rangle$) and the σ_Z is triggered by a click of the $|G_0\rangle$ detector. In summary, after the projection, the measurement of the probe and the feed-forward, the output qubit density matrix ρ_F is achieved by tracing over the probe Hilbert space and is found in the state: $\rho_F = |\phi_{G_i}\rangle\langle\phi_{G_i}| + |\phi_{G_{i\oplus 1}}\rangle\langle\phi_{G_{i\oplus 1}}|$ where $|\phi_{G_i}\rangle = \alpha \cos\theta|0\rangle + \beta \sin\theta|1\rangle$ and $|\phi_{G_{i\oplus 1}}\rangle = \alpha \sin\theta|0\rangle + \beta \cos\theta|1\rangle$. At the same time the input state is guessed to be in the state $\rho_G = p_{G_i}|0\rangle\langle 0| + p_{G_{i\oplus 1}}|1\rangle\langle 1|$ where $p_{G_i} = |\alpha|^2 \cos^2\theta + |\beta|^2 \sin^2\theta$ and $p_{G_{i\oplus 1}} = |\alpha|^2 \sin^2\theta + |\beta|^2 \cos^2\theta$. From the previous results we obtain the *state-dependent* quantum fidelity and the classical guess as a function of the parameters α, β : $F_\phi = 1 - 2|\alpha|^2|\beta|^2(1 - \sin 2\theta)$ and $G_\phi = \langle\phi|\rho_G|\phi\rangle = \frac{1}{2} + \frac{\cos 2\theta}{2}(1 - 4|\alpha|^2|\beta|^2)$. By averaging the classical guess and the output fidelity over the ensemble of possible input qubit states, we obtain $G_{univ} = [3 + \sin(2\theta)]/6$ and $F_{univ} = [2 + \cos(2\theta)]/3$, which saturate the inequality given by Eq.(1). Interestingly, the previous scheme can also be applied to input *phase qubits* states belonging to the equatorial plane of the Bloch sphere, characterized by real value of the parameters $\{\alpha, \beta\}$. In this case the average classical guess and output fidelity are, respectively, $F_{cov} = [3 + \sin(2\theta)]/4$ and $G_{cov} = [2 + \cos(2\theta)]/4$ that satisfy the inequality given by Eq.(2). Let us now turn our attention to the actual implementation of the protocol for qubits encoded in the polarization state of a single photon by adopting the isomorphism $|0\rangle \equiv |H\rangle, |1\rangle \equiv |V\rangle$ where $|H\rangle, |V\rangle$ denote the horizontal and vertical polarizations respectively. In order to carry out the projective operations we have exploited the interference of the two photons, the input qubit to be measured and the ancilla, at the layer of a polarizing beam splitter (*PBS*), PBS_M in Fig.2. *PBS* transmits the horizontal polarization and reflects the vertical one, thus when injecting the *PBS* with a single photon for each input mode, the successful implementation of the "parity check" E_0 operator corresponds to the emission of one photon for each output mode. Indeed this event implies that photons are simultaneously

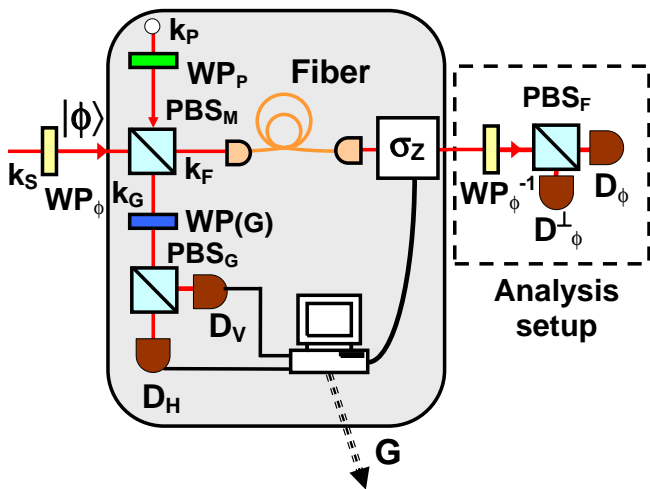


FIG. 2: Optical set-up implementing the *MDM*. The output is characterized adopting the analysis setup illustrated in the dashed box.

both transmitted or reflected then exhibiting the same parity. The signature of a success event is the detection of a single photon in the probe output. Actually the occurrence of the E_0 operator was experimentally identified by detecting a photon on each output mode. Such requirement is not a limitation since any linear optics quantum information protocols ends up in photon number measurements of all involved modes [12]. On the contrary, the implementation of the projector E_1 is associated with the emission of a 2-photon state in one of the two output modes. In this case, since the two photons are indistinguishable, the signal and the probe qubits can not be correctly addressed and these events are then discarded. The experimental *MDM* device works therefore with probability $p = 1/2$. Nevertheless this probabilistic feature does not spoil the main physical result of the present procedure since the trade-off conditions are not altered by any probabilistic procedure [13, 14].

In the present experiment two photons with equal wavelength (wl) $\lambda = 795\text{nm}$ and with a coherence-time $\tau_{coh} = 600\text{fs}$ were generated in a non-entangled state on the modes k_S and k_P , Fig.2, by spontaneous parametric down conversion (SPDC) in a type I BBO crystal in the initial polarization product state $|H\rangle_S |H\rangle_P$ [15]. The input qubit was codified on the mode k_S into the *polarization* state $|\phi\rangle_S = \alpha |H\rangle_S + \beta |V\rangle_S$ by means of a half and a quarter waveplates (WP_ϕ), whereas the ancilla qubit was polarization encoded in the state $2^{-1/2}(|H\rangle_P + |V\rangle_P)$ adopting the half-waveplate WP_P . The photons S and P were then injected on the two input modes of the polarizing beam splitter PBS_M with an adjustable mutual temporal delay Δt . The condition $\Delta t = 0$ has been identified in a previous experiment to ensure the optimal temporal overlap of the two photon wavepackets at the PBS layer

and hence to maximize their mutual interference.

The mode k_F corresponds to the output quantum channel of the *MDM* device, while the photon belonging on mode k_G enters the classical measurement apparatus adopted to infer the classical guess G . This estimation task is realized by means of a tunable half-waveplate $WP(G)$, a polarizing beam splitter PBS_G , and two detectors D_H , D_V . The angular position of $WP(G)$, $\vartheta_G = \theta/2$, determines the strength of the measurement. The complete protocol implies a classical feed-forward on the polarization state of the photon belonging to the mode k_S depending on which detector (D_H or D_V) is fired: precisely if the detector D_V clicks, a σ_Z Pauli operation is applied, in the other case no transformation is implemented on the quantum channel. To carry out the σ_Z transformation we adopted a fast $LiNbO_3$ Pockels cell (PC) electronically driven by a transistor array activated by a click of detector D_V . The σ_Z transformation was implemented by applying to the PC a $\lambda/2$ voltage, i.e., leading to a $\lambda/2$ induced phase shift of the $|V\rangle$ polarization component. Details on the electronic circuit piloting the electro-optic Pockels cell can be found in Ref. [16]. In order to synchronize the active window of the Pockels cell with the output qubit, the photon over the mode k_F was delayed through propagation over a 30m long single mode optical fiber. The polarization state on the mode k_F after the propagation through the system fiber+PC was analyzed by the combination of the waveplate WP_ϕ^{-1} and of the polarization beam splitter PBS_F . For each input polarization state $|\phi\rangle_S$, WP_ϕ^{-1} was set in order to make PBS_F to transmit $|\phi\rangle$ and reflect $|\phi^\perp\rangle$. Two different experiments have been carried out. In the first one the device has been characterized either for a universal set and for a covariant set of input qubits. To demonstrate the realization of the *MDM* apparatus it is sufficient to use a finite set of non-orthogonal quantum states from mutually maximally-complementary bases. For the universal *MDM*, we have adopted the three maximally complementary basis $|H\rangle$, $|V\rangle$, $|L_\pm\rangle = 2^{-1/2}(|H\rangle \pm |V\rangle)$ and $|C_\pm\rangle = 2^{-1/2}(|H\rangle \pm i|V\rangle)$ whereas for phase covariant *MDM* we employed the $|H\rangle$, $|V\rangle$ and $|L_\pm\rangle$ basis only. Such sets of states are adopted in the conventional quantum cryptographic protocols [9]. For each state $|\phi\rangle_S$, the corresponding values of F_ϕ and G_ϕ were measured for different ϑ_G settings. This task was achieved by collecting the 2-fold coincidences between the two sets of detectors $\{D_H, D_V\}$ and $\{D_\phi, D_\phi^\perp\}$ and then extracting the joint probabilities of the two-photon states $p_{H\phi}$, $p_{V\phi}$, $p_{H\phi^\perp}$, $p_{V\phi^\perp}$ where p_{ij} is the relative frequency of the coincidence counts $D_i - D_j$. The fidelity of the output state ρ_{out} can be evaluated as $F_\phi = \langle \phi | \rho_{out} | \phi \rangle = p_{H\phi} + p_{V\phi}$. To extract the value G_ϕ , we first calculate the occurrence probability P_i $\{i = H, V\}$ of the measurement $|i\rangle\langle i|$, as $P_i = p_{i\phi} + p_{i\phi^\perp}$. In this case the input state is guessed to be in the quantum state $|i\rangle$ leading to a fidelity $|\langle \phi | i \rangle|^2$. Hence for each state $|\phi\rangle$ the resulting estimation fidelity

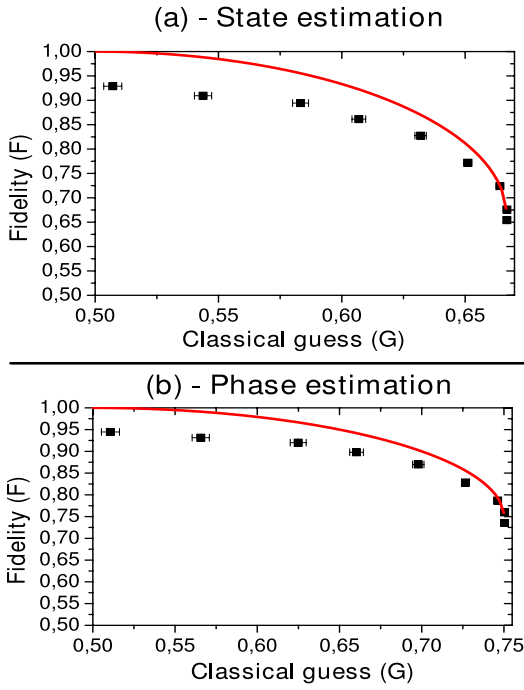


FIG. 3: (a) Experimental data of the quantum fidelity F versus the classical guess G for an arbitrary input qubit. The fidelities have been averaged over the six states $\{|H\rangle, |V\rangle, |L_{\pm}\rangle, |C_{\pm}\rangle\}$; solid line: optimal trade-off between F_{univ} and G_{univ} (Eq.1); (b) Experimental data of the quantum fidelity F versus the classical guess G for an equatorial input qubit. The fidelities have been averaged over the four states $\{|H\rangle, |V\rangle, |L_{\pm}\rangle\}$; solid line: optimal trade-off between F_{cov} and G_{cov} (Eq.2).

is obtained as $G_{\phi} = \sum_i P_i |\langle \phi | i \rangle|^2$. The mean quantum fidelities and classical guesses were averaged over all the input states. The experimental data are reported in Fig.3. For the “universal” *MDM* the extreme experimental points are ($G_{univ}^{exp} = 0.666 \pm 0.001$; $F_{univ}^{exp} = 0.654 \pm 0.004$) and (0.507 ± 0.004 ; 0.929 ± 0.002), corresponding to the settings $\vartheta_G = 0^\circ$ and $\vartheta_G = 22.5^\circ$. These figures are to be compared with the theoretical limits: ($G_{univ}^{th} = 0.666$; $F_{univ}^{th} = 0.666$) and (0.5; 1). Likewise, for the “phase covariant” *MDM* the extremal experimental points are ($G_{cov}^{exp} = 0.750 \pm 0.001$; $F_{cov}^{exp} = 0.735 \pm 0.004$) and (0.511 ± 0.006 ; 0.945 ± 0.003) to be compared with the theoretical: ($G_{univ}^{th} = 0.75$; $F_{univ}^{th} = 0.75$) and ($G_{univ}^{th} = 0.5$; $F_{univ}^{th} = 1$). The deviations from the theoretical curves are mainly due to the *PBS* imperfections ($R_H \simeq 3\%$) which partially spoil the “parity check” operation..

In summary, we realized conditional implementation of Minimal Disturbance Measurement saturating the quantum mechanical $F - G$ trade-off, both for universal and for phase covariant set of states. The present procedure can be adopted for different qubit hardware and can have interesting applications in the framework of quantum communication to improve the transmission fidelity of a lossy quantum channel[17].

We thank J. Fiurášek for fruitful discussions. F.D.M., M.R., and F.S. acknowledge financial support from the Ministero della Istruzione, dell’Università e della Ricerca (COFIN 2002). R.F. and L.M. acknowledge support from Research project Measurement and information in Optics of Czech Ministry of Education. R. F. thanks to support by Project 202/03/D239 of the Grant Agency of Czech Republic.

* corresponding author:francesco.demartini@uniroma1.it

- [1] W. Heisenberg, *The Physical Principles of the Quantum Theory* (Dover, New York, 1930).
- [2] M.O. Scully, B.-G. Englert, and H. Walther, *Nature* **351**, 111 (1991).
- [3] S. Dürr, T. Nonn, and G. Rempe, *Nature* **395**, 33 (1998).
- [4] P. Bertet, *et al.*, *Nature* **411**, 166 (2001).
- [5] B.-G. Englert, *Phys. Rev. Lett.* **77**, 2154 (1996).
- [6] K. Banaszek, *Phys. Rev. Lett.* **86**, 1366 (2001).
- [7] M. A. Nielsen and I. L. Chuang, *Quantum Computation and Quantum Information* (Cambridge University Press, Cambridge, 2000), p 91.
- [8] S. Massar and S. Popescu, *Phys. Rev. Lett.* **74**, 1259 (1995).
- [9] N. Gisin, G. Ribordy, W. Tittel and H. Zbinden, *Rev. Mod. Phys.* **74**, 145 (2002).
- [10] L. Mišta, Jr., J. Fiurášek, and R. Filip, *Phys. Rev. A* **72**, 012311 (2005).
- [11] T.B. Pittman, B.C. Jacobs, J.D. Franson, *Phys. Rev. Lett.* **88**, 257902 (2002).
- [12] G.J. Pryde, et al., *Phys. Rev. Lett.* **92**,190402 (2004); P. Kok, and W.J. Munro, *Phys. Rev. Lett.* **94**,220405 (2005); G.J. Pryde, et al., *Phys. Rev. Lett.* **95**,048902 (2005).
- [13] J. Fiurášek, *Phys. Rev. A* **70**, 032308 (2004).
- [14] R. Filip, and L. Mišta, Jr., unpublished.
- [15] F. De Martini, and F. Sciarrino, *Progress in Quantum Electronics* **29**, 165 (2005).
- [16] S. Giacomini, F. Sciarrino, E. Lombardi and F. De Martini, *Phys. Rev. A* **66**, 030302 (R) (2002).
- [17] M. Ricci, F. Sciarrino, N.J. Cerf, R. Filip, J. Fiurášek, and F. De Martini, *Phys. Rev. Lett.* **95**, 090504 (2005).