

Quantum key distribution at telecom wavelengths with noise-free detectors

Danna Rosenberg* and Sae Woo Nam

National Institute of Standards and Technology, 325 Broadway, Boulder, CO 80305

Philip A. Hiskett, Charles G. Peterson, Richard J. Hughes, and Jane E. Nordholt

Los Alamos National Laboratory, Los Alamos, NM

Adriana E. Lita and Aaron J. Miller[†]

National Institute of Standards and Technology, 325 Broadway, Boulder, CO 80305

(Dated: August 1, 2018)

Abstract

The length of a secure link over which a quantum key can be distributed depends on the efficiency and dark-count rate of the detectors used at the receiver. We report on the first demonstration of quantum key distribution using transition-edge sensors with high efficiency and negligible dark-count rates. Using two methods of synchronization, a bright optical pulse scheme and an electrical signal scheme, we have successfully distributed key material at 1,550 nm over 50 km of optical fiber. We discuss how use of these detectors in a quantum key distribution system can result in dramatic increases in range and performance.

*Present address: Los Alamos National Laboratory, Los Alamos, NM

[†]Present address: Physics Department, Albion College, Albion, MI

When properly implemented, quantum key distribution (QKD) provides a means of secure communication where privacy is guaranteed by the laws of physics rather than by computational complexity [1]. The sender of information (Alice) in a QKD system encodes information in the state of a single photon before sending it to the receiver (Bob). The action of an eavesdropper (Eve) alters the quantum state of the photon, making her presence known to Alice and Bob. "Prepare-and-measure" QKD protocols such as BB84 [2] that utilize a single-photon-on-demand source can be unconditionally secure [3]. Much research is being performed in the field of single-photon sources (see [4] for a comprehensive review), but at present such sources are not readily available. Instead, QKD systems often use a heavily attenuated laser pulse to approximate a single photon source. However, the presence of multi-photon signals provides Eve with new opportunities; she could remove a photon from each multi-photon signal and measure it without being detected [5].

The number of photons per pulse from a heavily attenuated laser source obeys a Poisson distribution, so the probability of a multi-photon event in a pulse with mean photon number $\mu < 1$ is approximately $\mu^2/2$. It has been established that BB84 QKD with weak laser pulses can be unconditionally secure [6] but requires $\mu < \eta$, where η is the channel transmittance [5]. However, detector dark counts place a practical lower limit on μ (or, similarly, the length of a secure link) because eventually Bob is more likely to get a dark count than a photon with which Alice has encoded information. Detectors with high efficiency, low dark-count rate, and short recovery times can both improve the security of a QKD link and allow a key to be transmitted over a longer length of optical fiber. Such detectors would have similar advantages for new, "decoy state" protocols [7], which permit secure operation at mean photon numbers $\mu \sim 1$.

Transition-edge sensors (TESs) are sensitive microcalorimeters that detect photons by measuring the temperature rise of a small superconducting sample due to the absorption of individual photons [8, 9]. Unlike single-photon-sensitive avalanche photo-diodes (APDs) that are typically used in fiber QKD systems [10], they can operate at the telecommunications wavelengths of 1310 nm and 1550 nm with high efficiency and negligible dark-count rates. The TESs used in this work are sensitive to single near-infrared photons and consist of 20-nm thick $25\ \mu\text{m}$ square tungsten detectors each embedded in a stack of optical elements designed to maximize the detection efficiency at 1550 nm. The recovery time after a detection event is $4\ \mu\text{s}$. Note that this time is significantly shorter than typical APD afterpulse blocking times and could result in higher secret bit rates in QKD systems that have been demonstrated using APDs. These sensors can detect 1550 nm photons with an efficiency of 89% [11], but they are also sensitive to the presence of room-temperature

blackbody radiation that is transmitted through the optical fiber. The blackbody radiation can result in a background of up to several hundred counts per second, but these photons are broadly distributed in energy and can be filtered out. We filtered the blackbody counts by inserting a segment of bent single-mode fiber at a mid-temperature stage of the refrigeration system. The bent fiber, which preferentially sheds the longer wavelength photons, lowered the detection efficiency at 1550 nm from 89% to 65%, but it also reduced the rate of blackbody photons from 400 Hz to approximately 27 Hz.

The phase-encoding fiber-based QKD system used here is similar to other one-way implementations in which Alice and Bob share two halves of a time-multiplexed Mach-Zender interferometer [12, 13]; it will be described in greater detail elsewhere [14]. In these schemes quantum information is encoded on a photon's optical phase, but this can only be accomplished with 50% efficiency owing to the time-multiplexing of the interferometer onto a single fiber, decreasing the protocol efficiency. Photons that convey no quantum information arrive at Bob's detector several nanoseconds earlier or later than the photons of interest, appearing as side lobes in the arrival time histogram. Because the TESs do not have sufficient timing resolution to determine the arrival time of a photon to within several nanoseconds, removal of these photons was necessary for operation of the system. We used a technique incorporating an optical switch at the input to Bob's half of the interferometer to prevent the photons from taking non-interference paths [14]. Alice's and Bob's phase modulators were placed outside of each interferometer for increased stability, and the fiber link consisted of 50 km of dark single-mode low-dispersion fiber.

We implemented the BB84 protocol [2], in which Alice randomly encodes a 0 or a 1 in either of two conjugate bases by setting her phase modulator to one of four values. Similarly, Bob sets his phase modulator to one of two possible values to select his measurement basis. After Alice transmits a sequence of quantum signals, Alice and Bob share their choice of bases (but not the bit values) over a public channel and discard bits for which their bases did not match, creating the sifted key. Error correction [15] and privacy amplification [16] are then performed to obtain the secret key. The protocol generally requires a detector at each of Bob's two outputs, one for each bit value. However, rather than use two detectors with different detection efficiencies and dark count rates, we chose to time-multiplex the signals from the two paths onto a single detector [12] by adding a 320 ns optical delay to one of the paths and recombine the photons at a polarizing beam combiner. The arrival time of the photon within the timing window set by the clock rate provides the information about whether the bit was a zero or a one.

The system was clocked at 1 MHz, and synchronization between Alice and Bob was performed using two different methods. We first discuss a method involving a bright 1310-nm pulse that precedes the 1550-nm pulse, and the limitations of this method. Then, we show data using electrical synchronization between Alice and Bob.

Synchronization using a bright pulse reduces errors from timing jitter due to slight changes in the length or optical properties of the fiber link, because both the 1550 nm light that encodes the quantum information and the synchronization pulse travel through the same link. For this technique to be successful with TESs, it is important that none of the photons from the synchronization pulse reach the detectors. Five wavelength division multiplexers (WDMs) each with 27 dB extinction were placed at the input to Bob's interferometer to remove the 1310 nm light. However, the 1310 nm photons also create 1550 nm photons through Raman processes in the fiber [17, 18]. The WDMs do not aid in filtering these photons, but a 1 nm bandwidth filter at the input to Bob's detectors sufficiently reduced the rate of these photons so that the system was usable. Insertion of this filter resulted in an extra 3.2 dB of loss at 1550 nm. Even with the filter, counts from the Stokes Raman scattered photons are still evident in the arrival time histogram in Bob's detector, shown in Fig. 1. The two main peaks are from photons from the 1550 nm laser that carry the quantum information. The two smaller peaks (one of which overlaps with the earlier of the main peaks) are due to the Raman processes discussed above. The ratio of the areas and the spacing in time of the two larger peaks are the same as for the two smaller peaks. Therefore, we were able to perform a fit to the center peak by shifting and scaling the Gaussian fits to the early clock photons and the 1s bits. We obtained the best fits with a delay of 319.5 ns and a ratio of 1.04.

The 72 ns FWHM arrival time resolution seen in Fig. 1 is due to the intrinsic time constant of the detector. We can reduce the bit error rate by accepting events only within a narrow time window, at the cost of reducing the overall key rate. Figure 2 shows the dependence of these two quantities on timing window width. The error rate was obtained by comparing all of Alice and Bob's sifted bits. For the sifted key rate and sifted key bit error rate data shown in this paper, we chose timing windows equal to the FWHM (72 ns) obtained from the timing histogram. Because the ultimate performance of a QKD system depends on the number of secret bits transmitted per unit time, optimal timing windows could be chosen to maximize the secret bit rate. The detection rate of Raman scattered photons from the clock pulse within the 72 ns windows was 30.3 Hz.

We also performed experiments using electrical synchronization with a Rubidium atomic clock. The experimental setup for these experiments was similar to that described above, but the 1310 nm

laser and filter at Bob's input were removed. Figure 3 shows the sifted key rate and sifted key bit error rate for the experiments using optical and electrical synchronization. The increase in sifted key rate by a factor of two for the data using electrical synchronization was due to the removal of the filter at the detector input. The sifted key bit error rate with electrical synchronization is reduced due to two effects. First, the Stokes photons from the synchronization pulse that had contributed to the error rate because they overlapped with the 0 s peak in Fig. 1 were removed. Second, the removal of the filter reduced the losses in Bob's section, increasing the number of error-free bits detected by Bob, resulting in a factor of 2.1 higher sifted key rate. The solid lines in Fig. 3 are fits to the experimental data, using the measured values for the number of Stokes and background photons present within the 72 ns timing windows. Following [19] and [20], we can calculate the mean photon number μ at which the sifted key error rate is 11%, the upper limit for the creation of secret key. The minimum value of μ we obtain for a fiber link of 50 km can be used to calculate a maximum distance over which we can transmit secret key using a mean photon number of $\mu = 0.1$. The minimum mean photon numbers (maximum transmission distances) for the data with optical and electrical synchronization are 2.19×10^{-2} (83 km) and 1.68×10^{-3} (138 km), respectively.

As discussed earlier, the background counts in the detector are dominated by the leakage of blackbody radiation through the optical fiber, and these photons can be filtered, resulting in far lower background counts. This is fundamentally different from the case with other detectors, where the dark-count rate may be low, but it is intrinsic to the detector and cannot be lowered using filters. In this paper, we have used a bent-fiber filter, which is a crude method of filtering these photons. However, we can now quantify the advantages to using a better filter. For example, consider a detector with 89% efficiency and 400 Hz background count rate [11] used with a filter with 10 nm bandwidth centered around 1550 nm, 3 dB insertion loss in the passband, and 40 dB out-of-band rejection. The calculated rate of photons from the blackbody distribution between 1545 and 1555 nm that couple into single-mode fiber is 0.03 Hz. It is difficult to calculate the rate of the longer wavelength photons because these photons are so sensitive to bends in the optical fiber, but we can use the measured value of 400 Hz of the background rate as an overestimate. The total background count would therefore be 0.053 Hz, taking into account the finite detector efficiency and the 3 dB filter loss at 1550 nm. If we assume that the error due to improper phase modulation and interferometer visibility is 1 %, we find that we can distribute key securely over 271 km at a mean photon number of 0.1.

In summary, we have demonstrated the use of transition-edge sensors, a novel type of detector with high efficiency and virtually no dark counts at telecommunication wavelengths, in a quantum key distribution system. We have performed experiments with synchronization by both a bright optical pulse and an electrical signal, and we have shown how incorporation of these detectors in a system with improved filtering can result in impressive increases in the secret bit rate and the length over which a secure key can be transmitted.

The authors thank ARDA and DARPA for financial support, Alan Migdall for the loan of an optical switch, Mark Peters for supplying cryogenics, and Joe Dempsey and Corning Inc. for supplying the optical fiber. D. R. is supported by the DCI postdoctoral program.

-
- [1] Quantum cryptography roadmap, <http://qist.lanl.gov>.
 - [2] C. H. Bennett and G. Brassard, Proc. IEEE Int. Conf. on Computers, Systems, and Signal Processing p. 175 (1984).
 - [3] D. Mayers, Journal of the ACM **48**, 351 (2001).
 - [4] B. Lounis and M. Orrit, Reports on Progress in Physics **68**, 1129 (2005).
 - [5] G. Brassard, N. Lutkenhaus, T. Mor, and B. C. Sanders, Phys. Rev. Lett. **85**, 1330 (2000).
 - [6] H. Inamori, N. Lutkenhaus, and D. Mayers, quant-ph 0107017 (2001).
 - [7] W.-Y. Hwang, Phys. Rev. Lett. **91**, 057901 (2003).
 - [8] K. D. Irwin, Appl. Phys. Lett. **66**, 1998 (1995).
 - [9] B. Cabrera, R. M. Clarke, P. Colling, A. J. Miller, S. Nam, and R. W. Romani, Appl. Phys. Lett. **73**, 735 (1998).
 - [10] P. A. Hiskett, G. S. Buller, A. Y. Loudon, J. M. Smith, I. Gontijo, A. C. Walker, P. D. Townsend, and M. J. Robertson, Applied Optics **39**, 6818 (2000).
 - [11] D. Rosenberg, A. E. Lita, A. J. Miller, and S. Nam, Phys. Rev. A **71**, 061803(R) (2005).
 - [12] P. D. Townsend, J. G. Rarity, and P. R. Tapster, Electron. Lett. **29**, 634 (1993).
 - [13] R. J. Hughes, G. L. Morgan, and C. G. Peterson, J. of Mod. Opt. **47**, 533 (2000).
 - [14] P. Hiskett et al., unpublished.
 - [15] G. Brassard and L. Salvail, Lecture Notes Comput. Sci. **765**, 410 (1994).
 - [16] C. H. Bennett, G. Brassard, C. Crepeau, and U. M. Maurer, IEEE Transactions on Information Theory **41**, 1915 (1995).

- [17] P. Toliver, R. J. Runser, T. E. Chapuran, S. McNown, M. S. Goodman, J. Jackel, R. J. Hughes, C. G. Peterson, K. McCabe, J. E. Nordholt, et al., Conference Proceedings - LEOS **2**, 491 (2004).
- [18] D. Subacius, A. Zavriyev, and A. Trifonov, Appl. Phys. Lett. **86**, 011103 (2005).
- [19] N. Lutkenhaus, Phys. Rev. A **61**, 052304 (2000).
- [20] C. Gobby, Z. L. Yuan, and A. J. Shields, Appl. Phys. Lett. **84**, 3762 (2004).

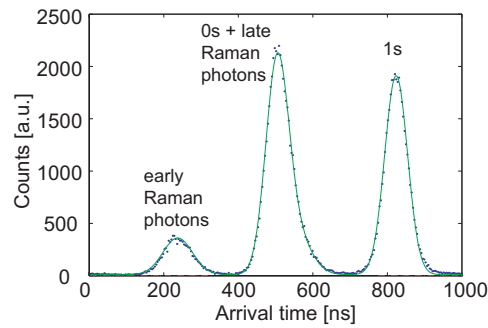


FIG. 1: (Color online). Histogram of arrival times using a bright synchronization pulse. The dots are the measured arrival time and the solid line is the fit to the data discussed in the text.

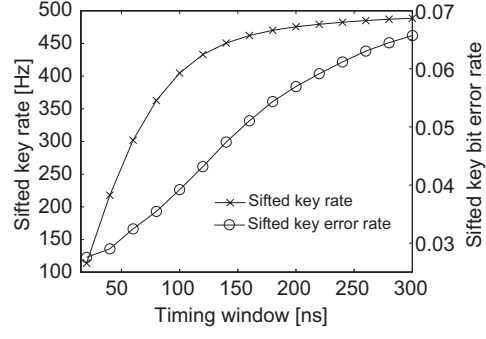


FIG. 2: Dependence of sifted bit error rate and sifted key rate on the width of the timing window for data using optical synchronization.

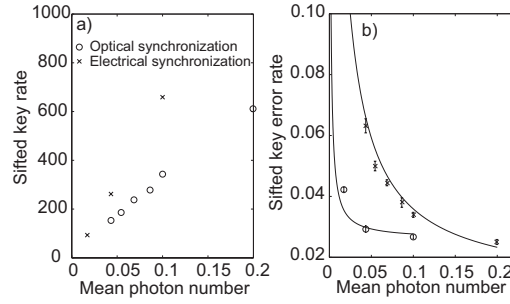


FIG. 3: Sifted key rate (a) and error rate (b) as a function of mean photon number for 50 km of fiber.